

[54] CABINET FOR LOUDSPEAKER

[75] Inventor: Hari Matsuda, Evanston, Ill.

[73] Assignee: Aspen Recreational Products, Ltd.,
Aspen, Colo.

[**] Term: 14 Years

[21] Appl. No.: 405,624

[22] Filed: Aug. 10, 1982

[52] U.S. Cl. D14/33

[58] Field of Search D14/30, 32-34,
D14/37-39; 381/88

'77 *High Fidelity's Buying Guide to Speaker Systems*, p. 54, Crown ES-212 Speaker.
High Fidelity, 7-81, p. 25, Studer Revox bottom right-most Speaker.

Primary Examiner—Jane E. Corrigan
Attorney, Agent, or Firm—Wood, Dalton, Phillips, Mason & Rowe

[57] CLAIM

The ornamental design for a cabinet for loudspeaker, substantially as shown and described.

DESCRIPTION

FIG. 1 is a front, top and left side perspective view of a cabinet for a loudspeaker showing my new design; FIG. 2 is a front elevational view; FIG. 3 is a top plan view; FIG. 4 is a right side elevational view; and FIG. 5 is a rear elevational view.

[56] References Cited
PUBLICATIONS

Cerwin-Vega, N. Hollywood, CA, Flyer Lad-11, Wash., D.C. 2-75 HIFI Show, Outside Face, bottom left photo, Middle Cabinet on Floor.




FIG. 1.




FIG. 2.




FIG. 3.




FIG. 4.

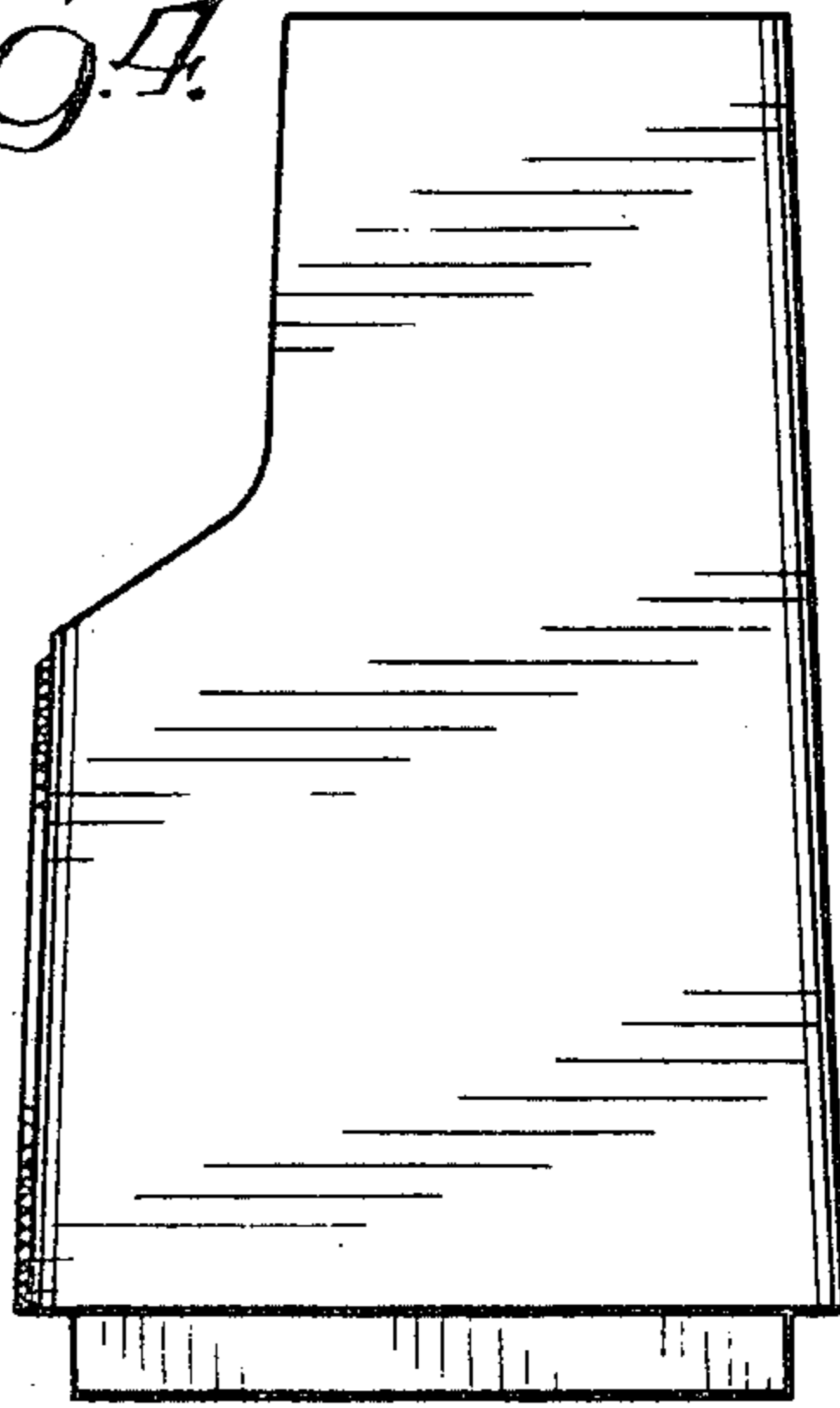


FIG. 5.

