

[54] ORNAMENT FOR TABLE OR OTHER SUPPORTING SURFACE

D. 252,807 9/1979 Schnyderite et al. D11/158
D. 260,009 7/1981 Zieselman D11/131

[76] Inventors: Frank Deeley, Villa Coolins, Ilsham Marine Dr.; Lawrence Deeley, 45 Broadley Dr.; Kevin P. Burnett, 11a Braddons Hill Rd. West, all of Torquay, Devon, England

[**] Term: 14 Years

[21] Appl. No.: 398,266

[22] Filed: Jul. 14, 1982

[30] Foreign Application Priority Data

Jan. 15, 1982 [GB] United Kingdom 1004626
[52] U.S. Cl. D11/158; D21/155; D21/168

[58] Field of Search D19/97; D11/131-135, D11/157, 158, 161, 162, 67; D21/148, 158, 160, 155, 168; 428/13-16

[56] References Cited

U.S. PATENT DOCUMENTS

D. 250,941 1/1979 Rudy D11/158
D. 251,624 4/1979 Jarrendt D21/155

OTHER PUBLICATIONS

Gifts & Decorative Accessories, 6/1977, p. 102—"Mr. Pre-snut" at center.
Gifts & Decorative Accessories, 9/1976, p. 145—Nut Server at upper right.

Primary Examiner—Louis S. Zarfes
Attorney, Agent, or Firm—Fulwider, Patton, Rieber, Lee & Utecht

[57] CLAIM

The ornamental design for an ornament for table or other supporting surface, substantially as shown and described.

DESCRIPTION

FIG. 1 is a front perspective view of an ornament for table or other supporting surface showing our new design;
FIG. 2 is a side perspective view thereof;
FIG. 3 is an elevation of the other side thereof;
FIG. 4 is a rear elevation thereof;
FIG. 5 is a top plan view thereof; and
FIG. 6 is a bottom plan view thereof.






FIG. 1.



FIG. 2.



FIG. 3.

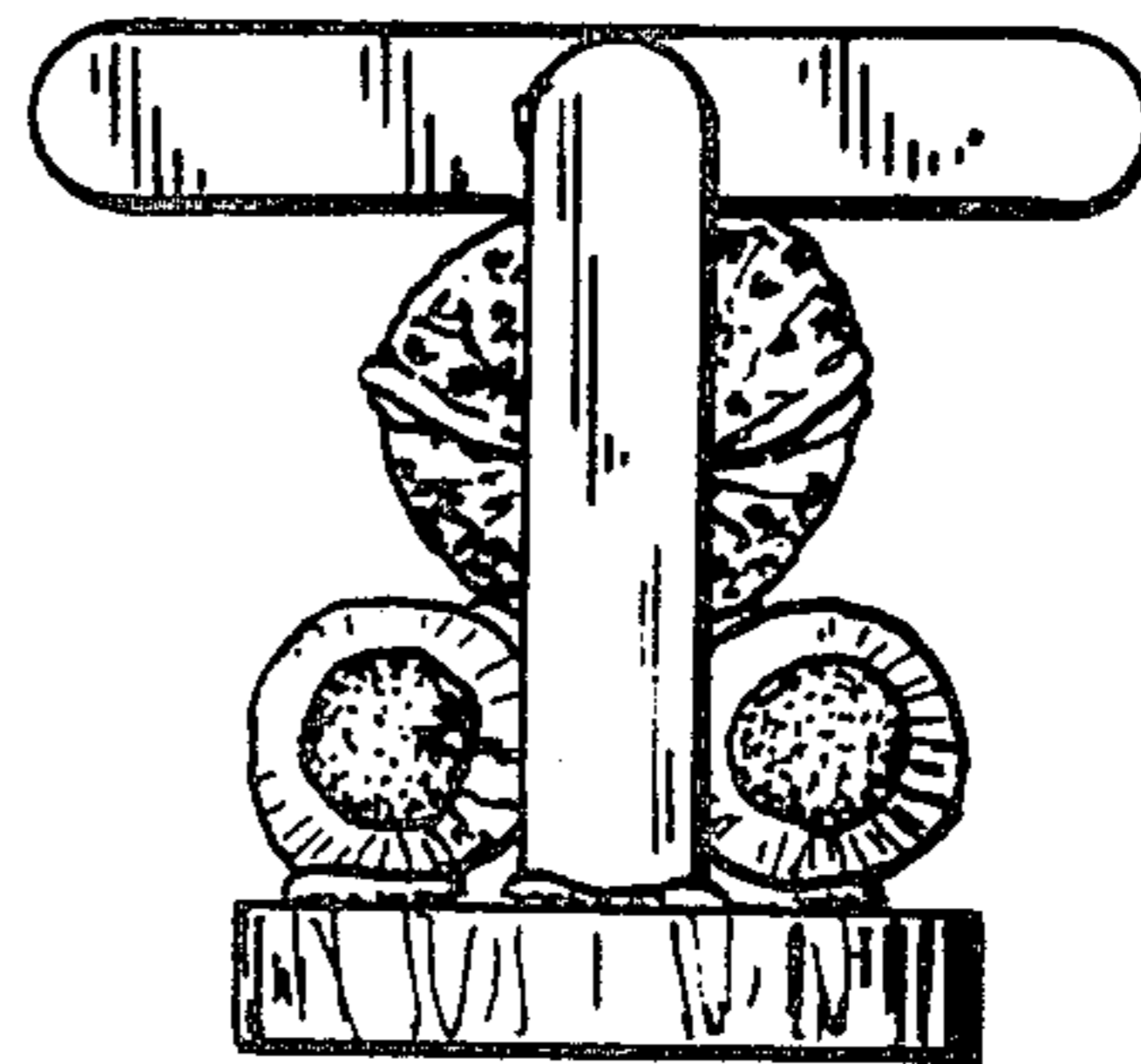


FIG. 4.

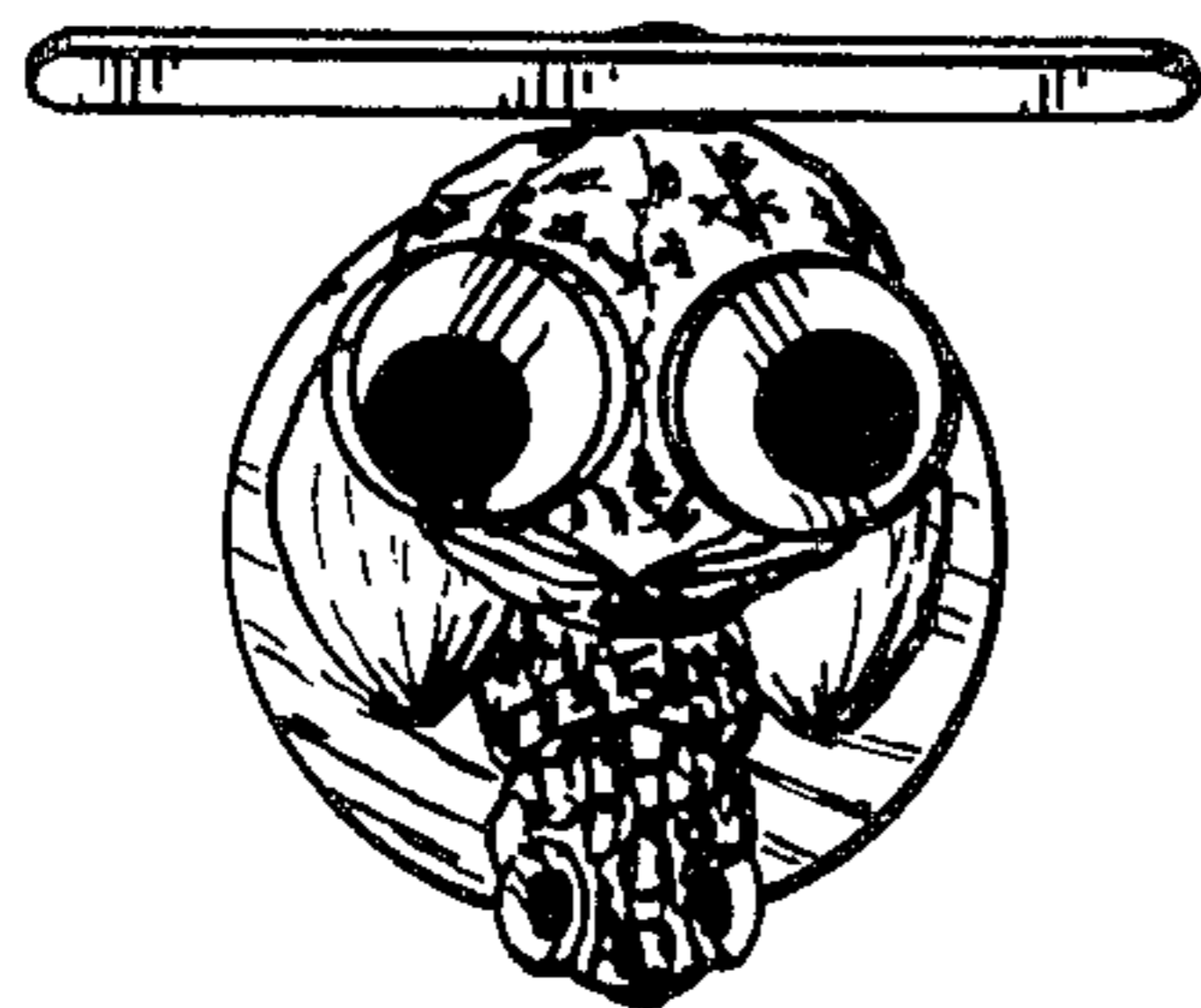


FIG. 5.

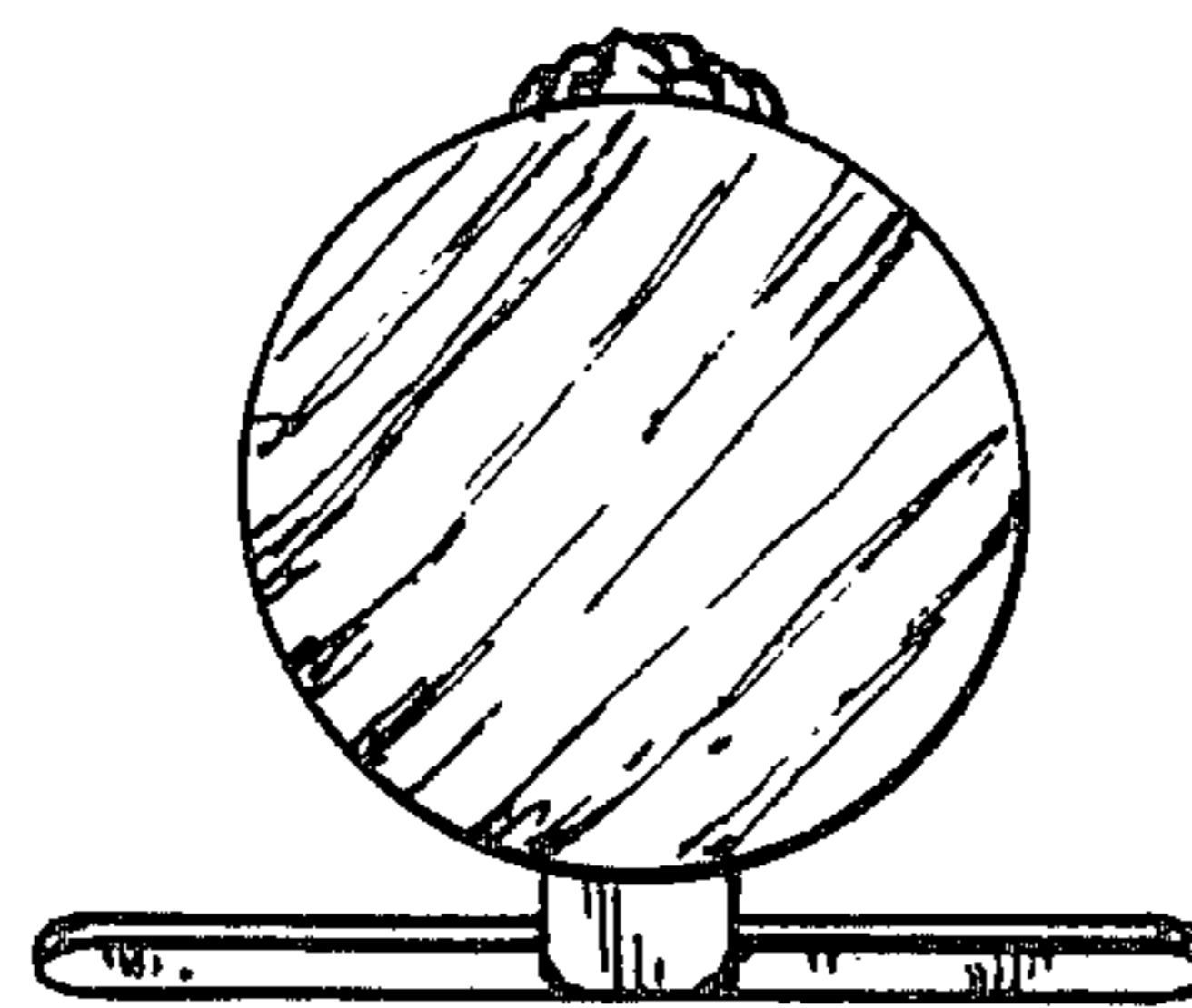


FIG. 6.