

[54] CLINICAL PROBE HOLDER AND CONNECTOR

2,625,573	1/1953	Connell	374/179 X
2,684,152	7/1954	Schweiger	206/306 X
3,373,863	3/1968	Afton	206/306
4,453,835	6/1984	Clawson	374/185

[75] Inventor: Wallace L. Knute, Del Mar, Calif.

[73] Assignee: Camino Laboratories, San Diego, Calif.

Primary Examiner—Nelson C. Holtje  
Attorney, Agent, or Firm—Fulwider, Patton, Rieber, Lee & Utecht

[\*\*] Term: 14 Years

[57] CLAIM

[21] Appl. No.: 415,239

The ornamental design for a clinical probe holder and connector, substantially as shown.

[22] Filed: Sep. 7, 1982

[52] U.S. Cl. .... D10/60

DESCRIPTION

[58] Field of Search ..... D10/46, 57, 60, 102, D10/103, 58, 78; 374/179, 183, 185, 208, 209; 206/306

FIG. 1 is a top plan view of a clinical probe holder and connector showing my new design;  
FIG. 2 is a front elevational view thereof;  
FIG. 3 is a right end elevational view thereof;  
FIG. 4 is a left end elevational view thereof;  
FIG. 5 is a bottom plan view thereof;  
FIG. 6 is a rear elevational view thereof.

[56] References Cited

U.S. PATENT DOCUMENTS.

2,002,532 5/1935 Flatley ..... 374/179 X

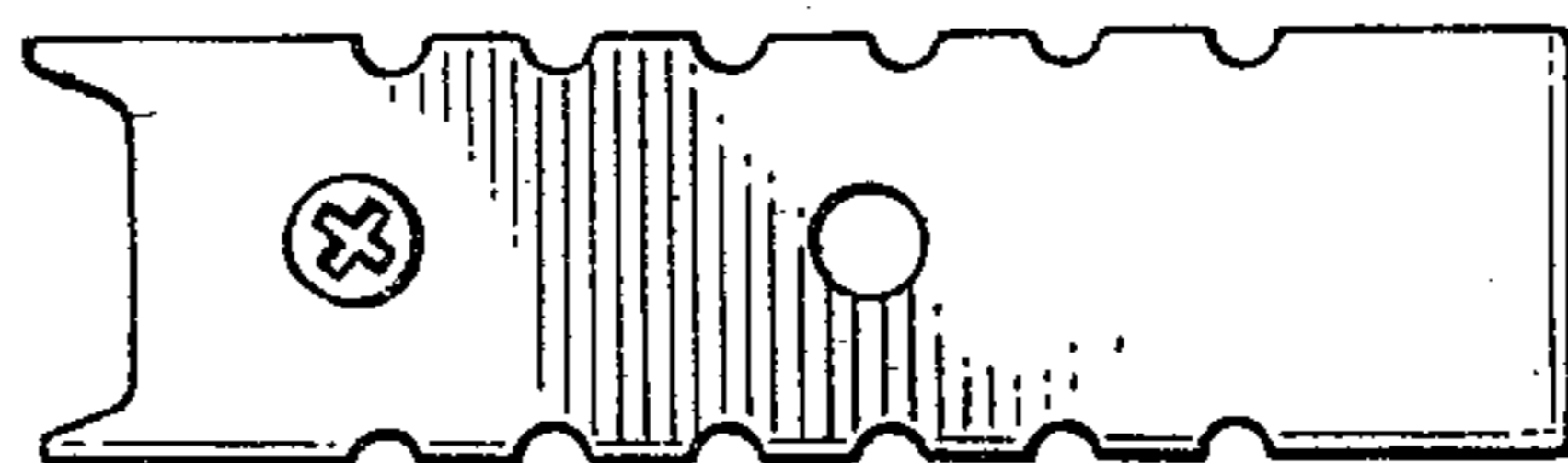


FIG. 1



FIG. 2



FIG. 3



FIG. 4

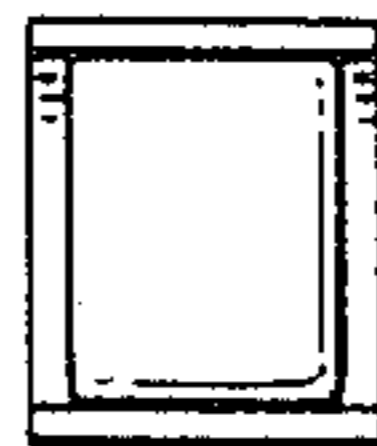


FIG. 5

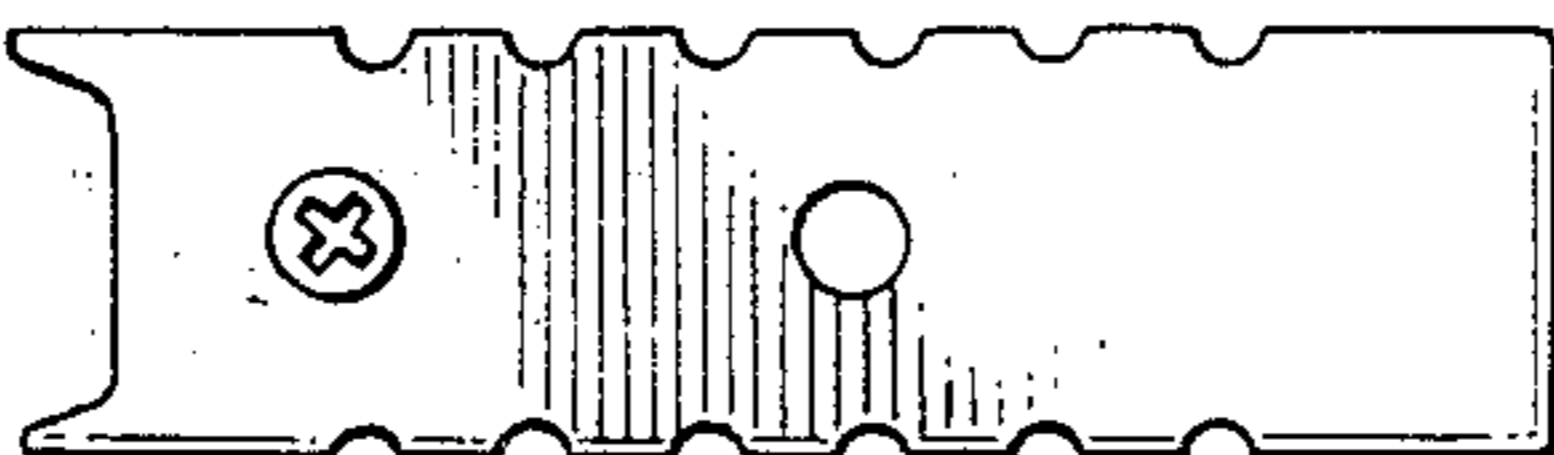


FIG. 6

