

[54] **CLOCK**

[76] **Inventor: Ronnie Culpepper, 20194 Cooley, Detroit, Mich. 48219**

[**] **Term: 14 Years**

[21] **Appl. No.: 431,840**

[22] **Filed: Sep. 30, 1982**

[52] **U.S. Cl. D10/26; D10/2**

[58] **Field of Search D10/2, 24, 25, 26; 368/285, 276; D6/232, 233, 236, 238, 241, 242, 244**

- D. 216,338 12/1969 Snyder D10/2 X
- D. 223,861 6/1972 Melton D10/2 X
- D. 228,405 9/1973 Pollard D10/2
- D. 229,624 12/1973 Jagemann D10/25
- D. 238,054 12/1975 Funahashi D10/2 X
- D. 251,481 4/1979 Brasart D10/25

Primary Examiner—Nelson C. Holtje
Attorney, Agent, or Firm—Gifford, VanOphem, Sheridan, Sprinkle & Nabozny

[57] **CLAIM**


The ornamental design for a clock, as shown and described.

DESCRIPTION

- FIG. 1 is a top plan view of a clock showing my new design;
- FIG. 2 is a front elevational view thereof;
- FIG. 3 is a rear elevational view thereof;
- FIG. 4 is a right side elevational view thereof;
- FIG. 5 is a left side elevational view thereof.

[56] **References Cited**
U.S. PATENT DOCUMENTS

- D. 102,514 12/1936 Van Bloem D10/2
- D. 102,515 12/1936 Van Bloem D10/2
- D. 182,682 4/1958 Nelson D10/2
- D. 197,661 3/1964 Leman D10/26



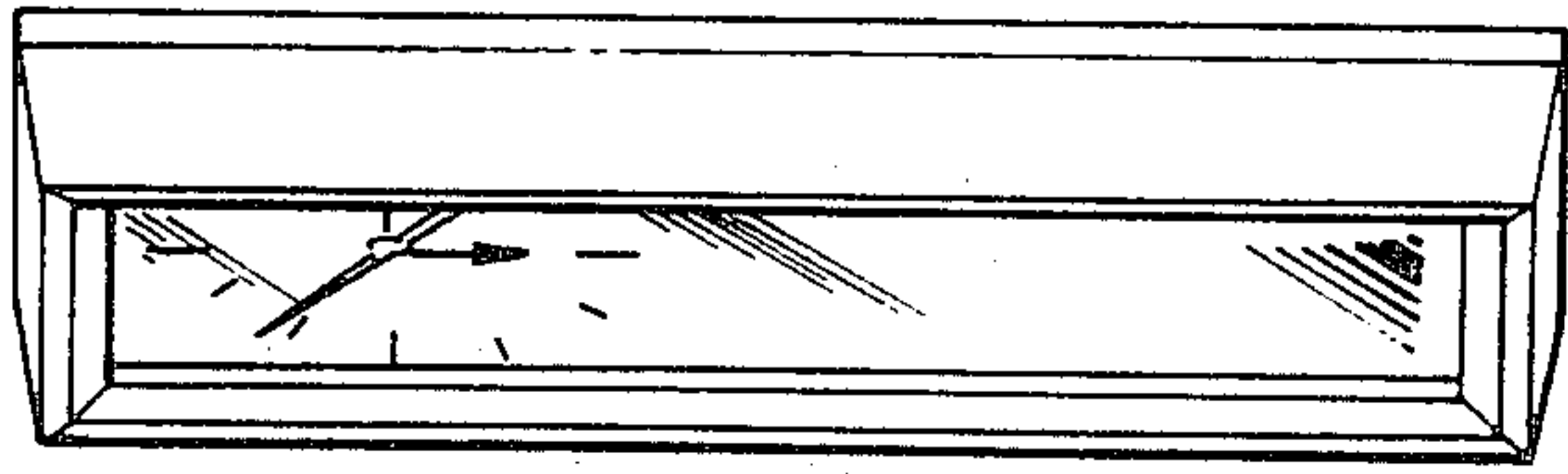


Fig-1




Fig-2

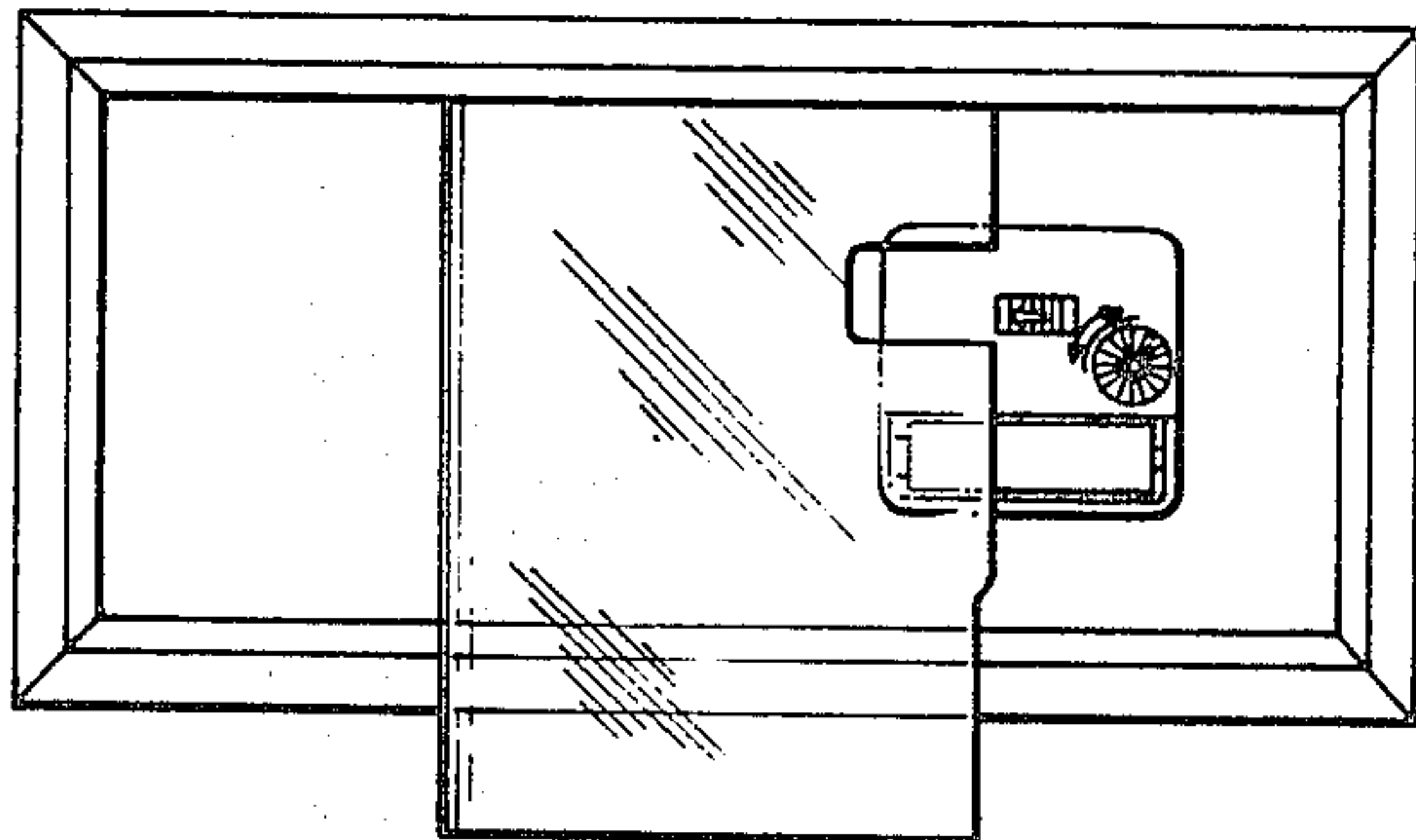


Fig-3

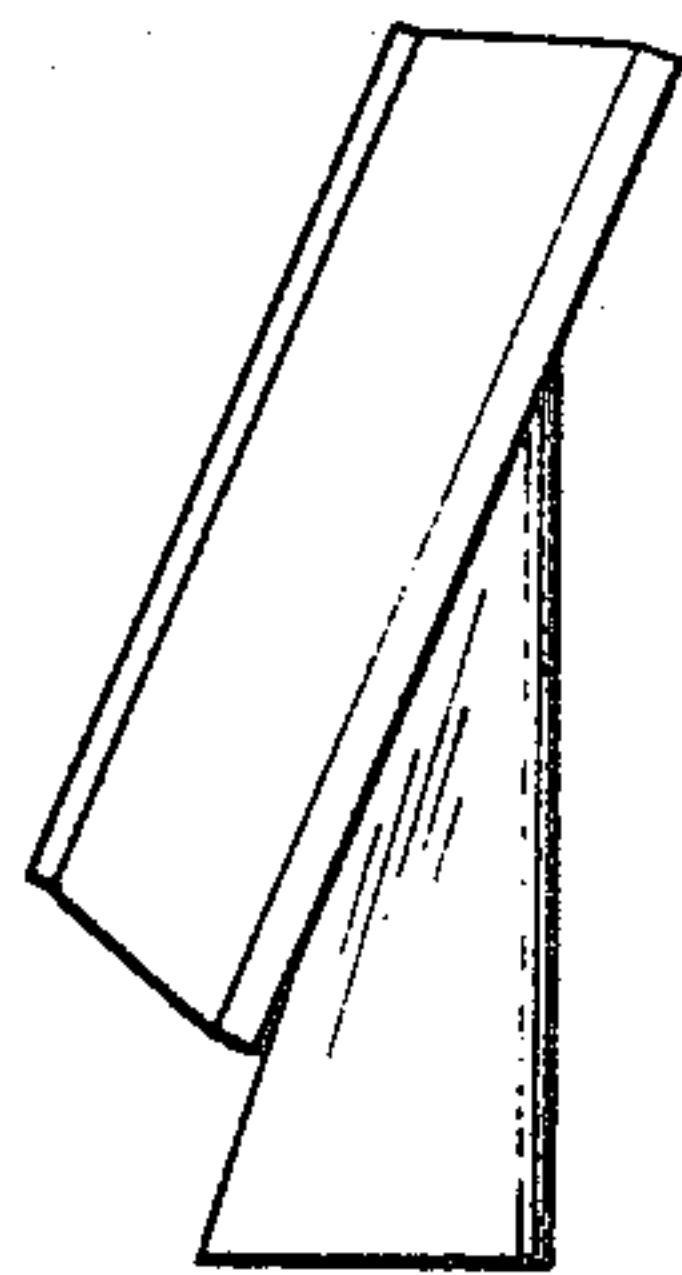


Fig-4

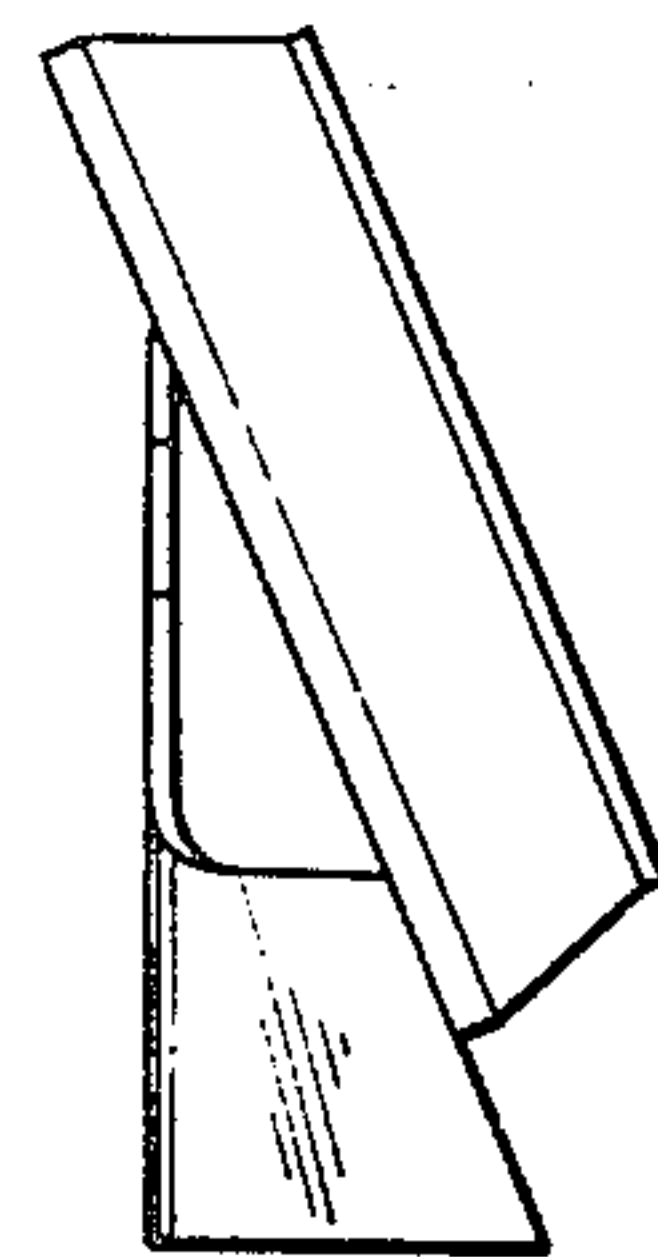


Fig-5