

[54] PERIODONTIC STIMULATOR

[75] Inventor: Gerald Rosenbaum, Paramus, N.J.

[73] Assignee: Perio Products, Inc., Fort Lee, N.J.

[**] Term: 14 Years

[21] Appl. No.: 424,882

[22] Filed: Sep. 27, 1982

[52] U.S. Cl. D24/10

[58] Field of Search 128/62 A; 132/84 A, 132/89-93; 15/167 R, 167 A; D24/10, 16; D4/25

[56] References Cited

U.S. PATENT DOCUMENTS

| | | | | |
|------------|---------|----------|-------|----------|
| D. 258,143 | 2/1981 | Flick | | D24/10 |
| 2,016,597 | 10/1935 | Drake | | 128/62 A |
| 3,050,072 | 8/1962 | Diener | | 132/93 |
| 3,101,727 | 8/1963 | Wiseman | | 128/62 A |
| 3,660,902 | 5/1972 | Axelsson | | 132/89 X |

| | | | | |
|-----------|--------|------------|-------|----------|
| 4,135,528 | 1/1979 | Stark | | 132/89 |
| 4,347,839 | 9/1982 | Youngclaus | | 128/62 A |

FOREIGN PATENT DOCUMENTS

| | | | | |
|--------|--------|--------|-------|--------|
| 995033 | 8/1976 | Canada | | 132/89 |
|--------|--------|--------|-------|--------|

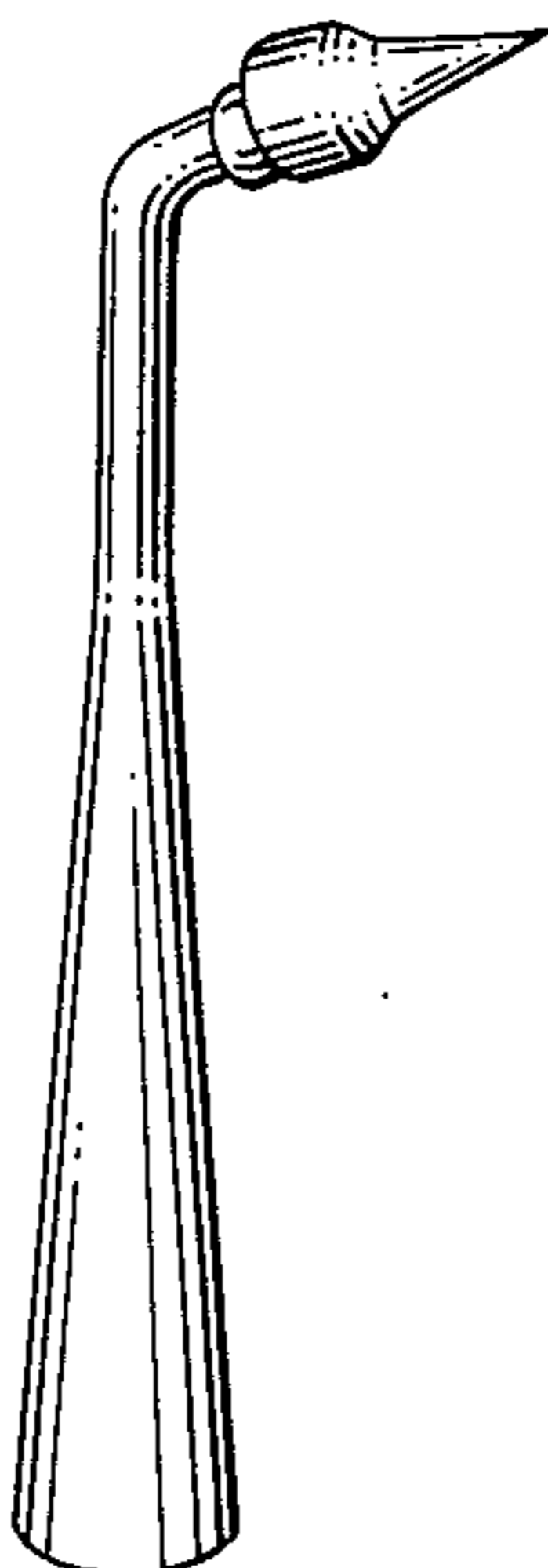
Primary Examiner—Catherine E. Kemper
Attorney, Agent, or Firm—Samuelson & Jacob

[57] CLAIM

The ornamental design for a periodontic stimulator, substantially as shown and described.

DESCRIPTION

FIG. 1 is a front perspective view of a periodontic stimulator, showing my new design;
FIG. 2 is a rear perspective view thereof;
FIG. 3 is a bottom plan view thereof;
FIG. 4 is a front perspective view of a second embodiment of a periodontic stimulator;
FIG. 5 is a rear perspective view thereof.
FIG. 6 is a bottom plan view thereof.



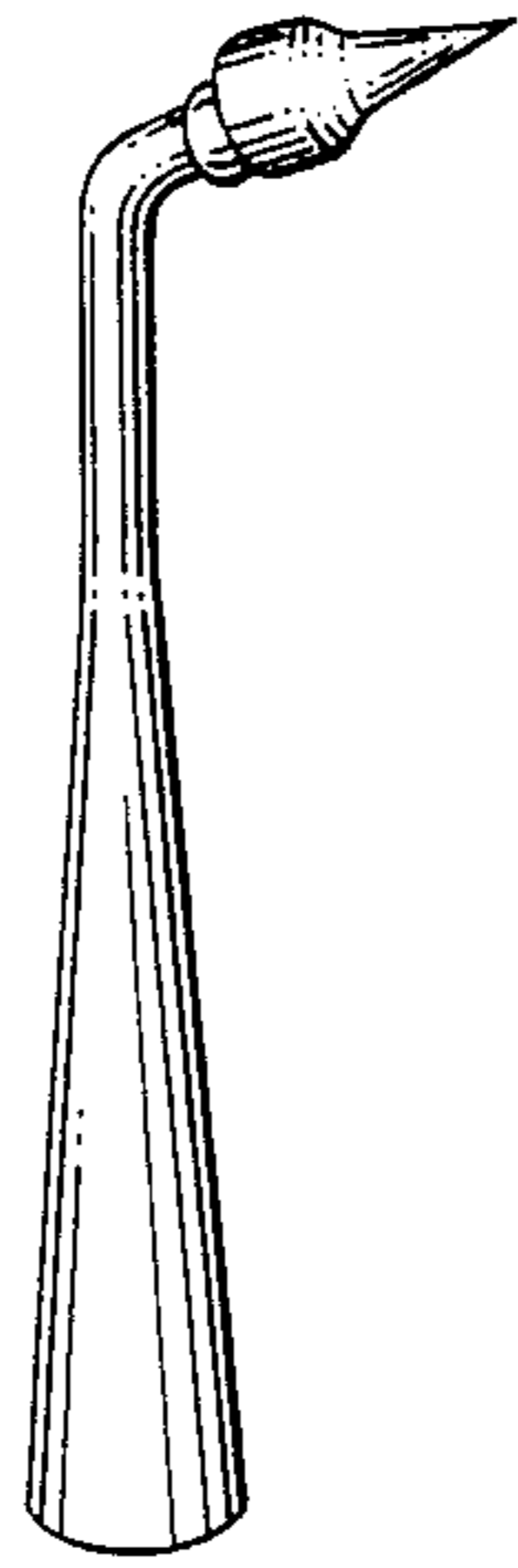


FIG. 1




FIG. 2



FIG. 3




FIG. 4

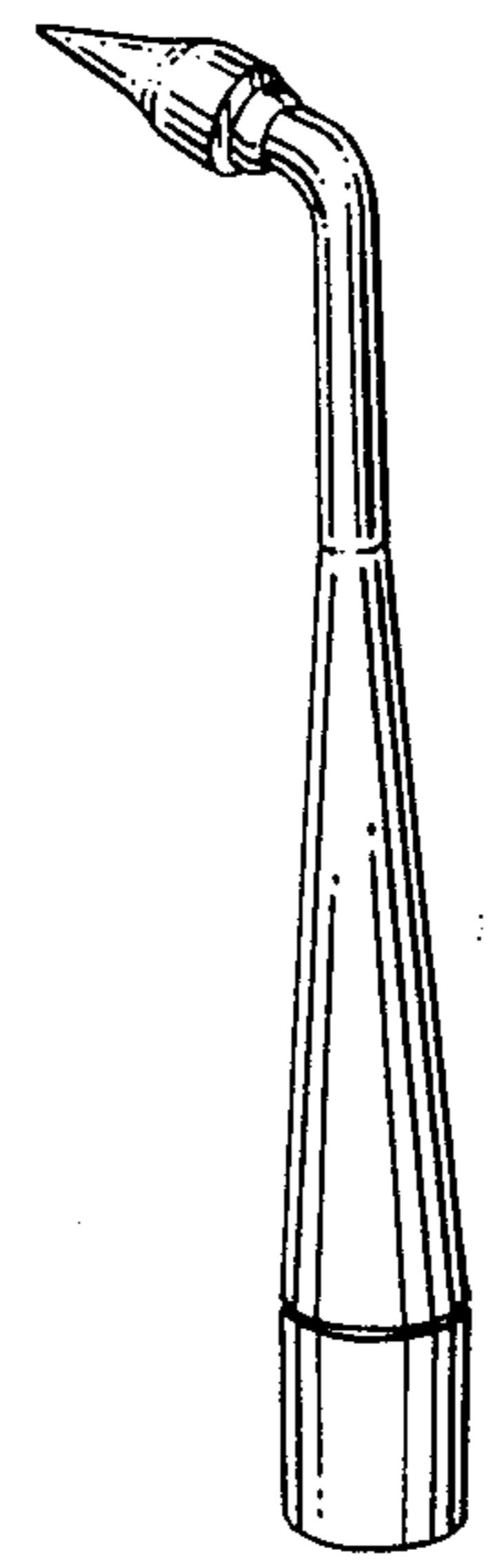


FIG. 5

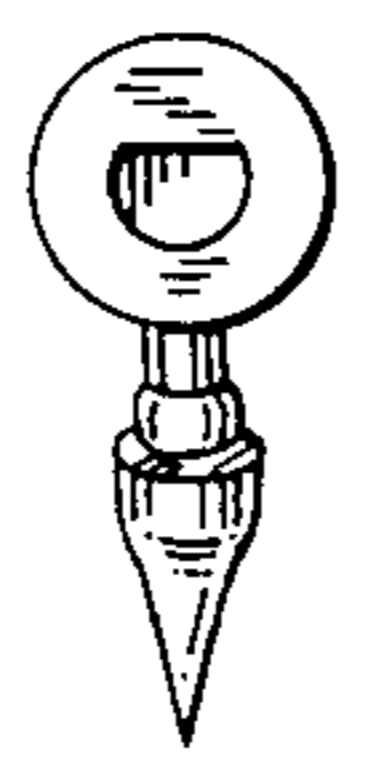


FIG. 6