

[54] ROOF RIDGE VENTILATOR

[76] Inventors: Jerry R. Williamson; Keith A. Muters, both of P.O. Box 159, Woodburn, Oreg. 97071

[**] Term: 14 Years

[21] Appl. No.: 417,447

[22] Filed: Sep. 13, 1982

[52] U.S. Cl. D23/153

[58] Field of Search D23/151-154, D23/163-167; 52/95, 199, 303, 473; 98/42 R, 42 A, 121 R

[56] References Cited

U.S. PATENT DOCUMENTS

D. 271,713	12/1983	Hicks	D23/151
2,388,759	11/1945	Moore	98/42 A
2,579,662	12/1951	Gibson	98/42 A
2,780,978	2/1957	Peirson	98/42
2,799,214	7/1957	Roose	98/42
2,954,727	10/1960	Katt et al.	52/199 X
3,079,853	3/1963	Smith	98/121 R X

3,236,170	2/1966	Meyer et al.	98/42
3,949,657	4/1976	Sells	52/199 X
4,007,672	2/1977	Luckey	52/95 X
4,102,090	7/1978	Anguish	52/199 X
4,280,399	7/1981	Cunning	98/42 A

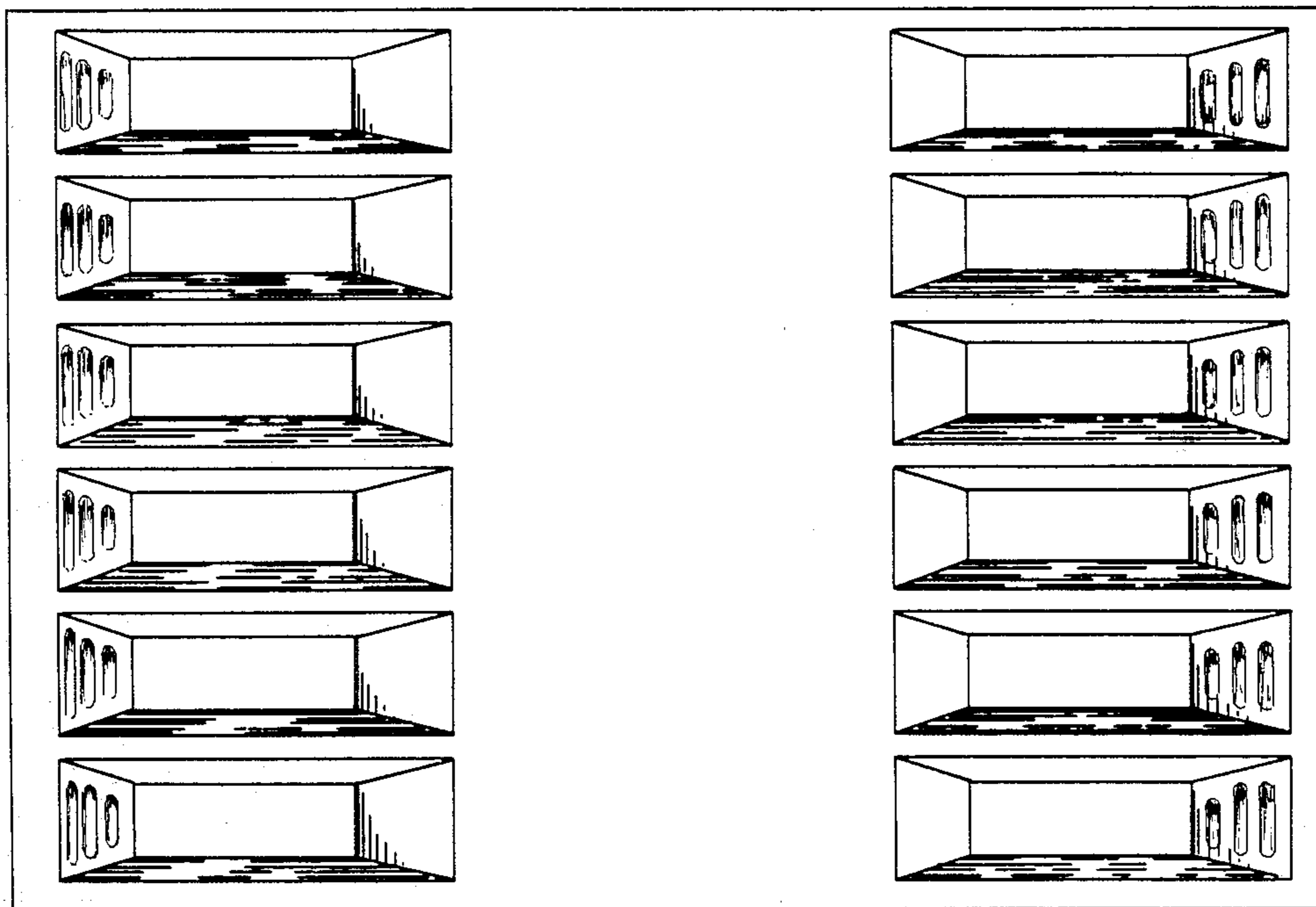
Primary Examiner—James R. Largen
Attorney, Agent, or Firm—T. W. Secrest

[57] CLAIM

The ornamental design for a roof ridge ventilator, as shown and described.

DESCRIPTION

FIG. 1 is a top plan view of a roof ridge ventilator showing our new design;
FIG. 2 is a bottom plan view thereof;
FIG. 3 is an enlarged fragmentary elevational view taken from one side thereof;
FIG. 4 is an enlarged fragmentary elevational view taken from the side opposite that shown in FIG. 3; and
FIG. 5 is an elevational view taken from one end thereof, the opposite end being the same as the end shown.



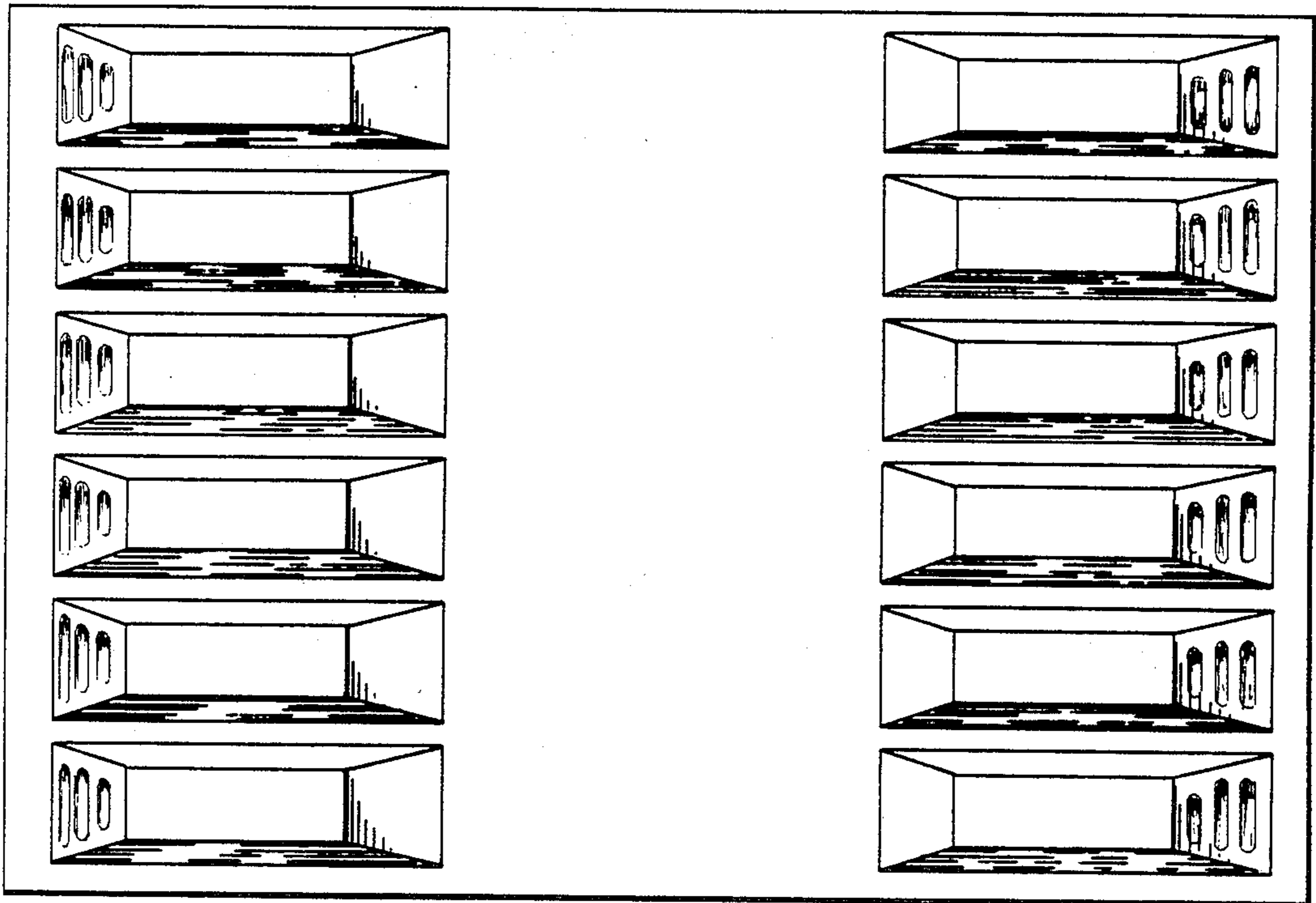


Fig 1

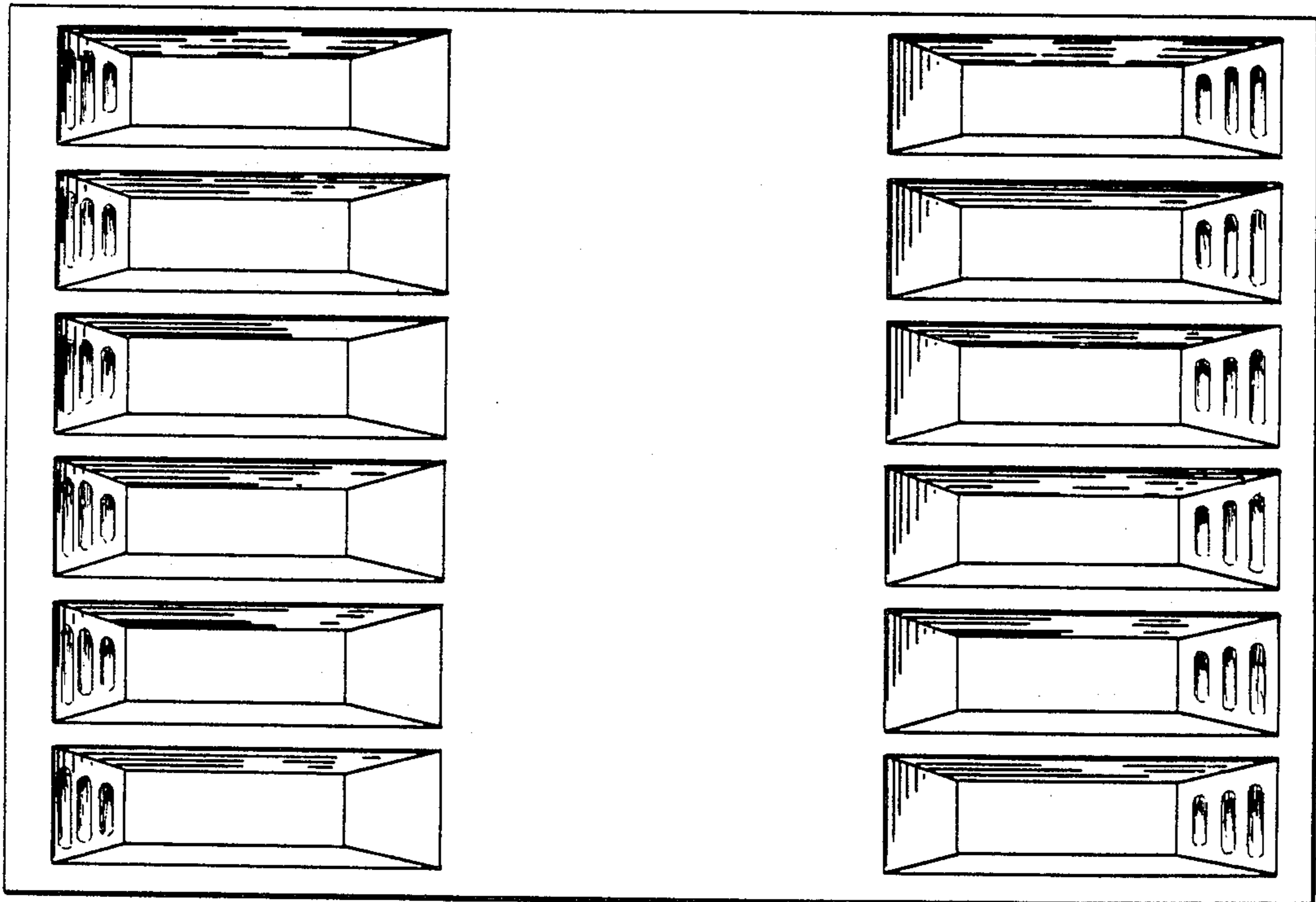


Fig 2

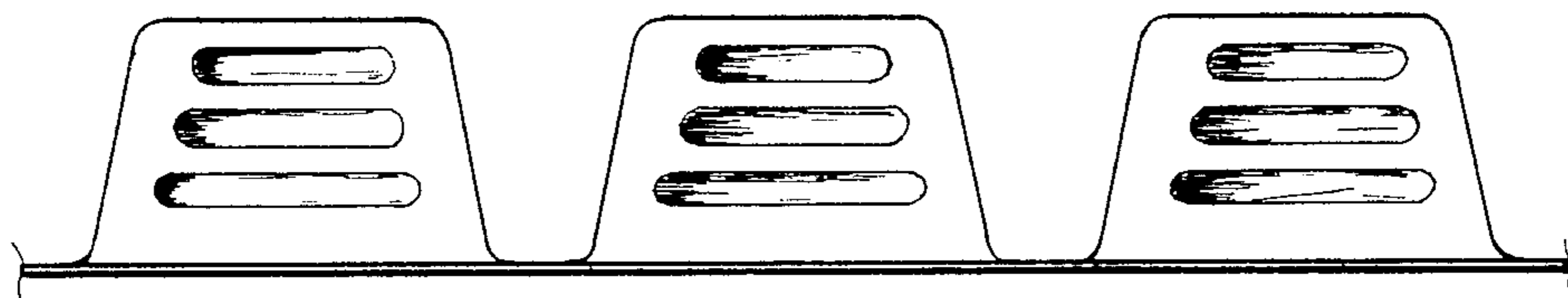


Fig 3

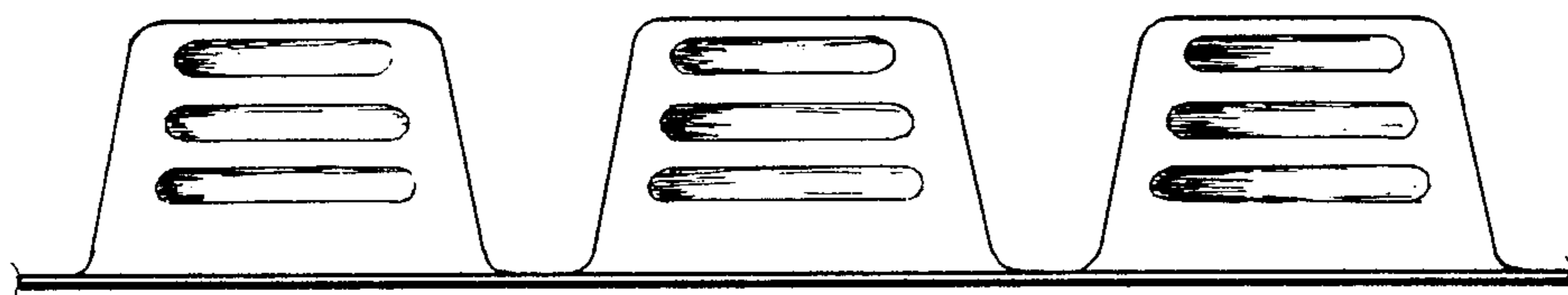


Fig 4



Fig 5