

[54] SIGN SUPPORT BRACKET

4,144,664 3/1979 De Korte 40/10 D X

[76] Inventor: Gordon W. Eason, 1326 Larkmoor, Berkley, Mich. 48072

FOREIGN PATENT DOCUMENTS

564116 3/1943 United Kingdom 40/16

[**] Term: 14 Years

Primary Examiner—Catherine E. Kemper
Attorney, Agent, or Firm—Krass & Young

[21] Appl. No.: 433,313

[57] CLAIM

[22] Filed: Oct. 7, 1982

The ornamental design for a sign support bracket, as shown and described.

[52] U.S. Cl. D20/43; D20/15; D20/44

[58] Field of Search D20/10, 15, 40, 42, D20/43, 44; 40/10 R, 10 D, 16, 16.4, 2 R, 630, 17, 18, 358

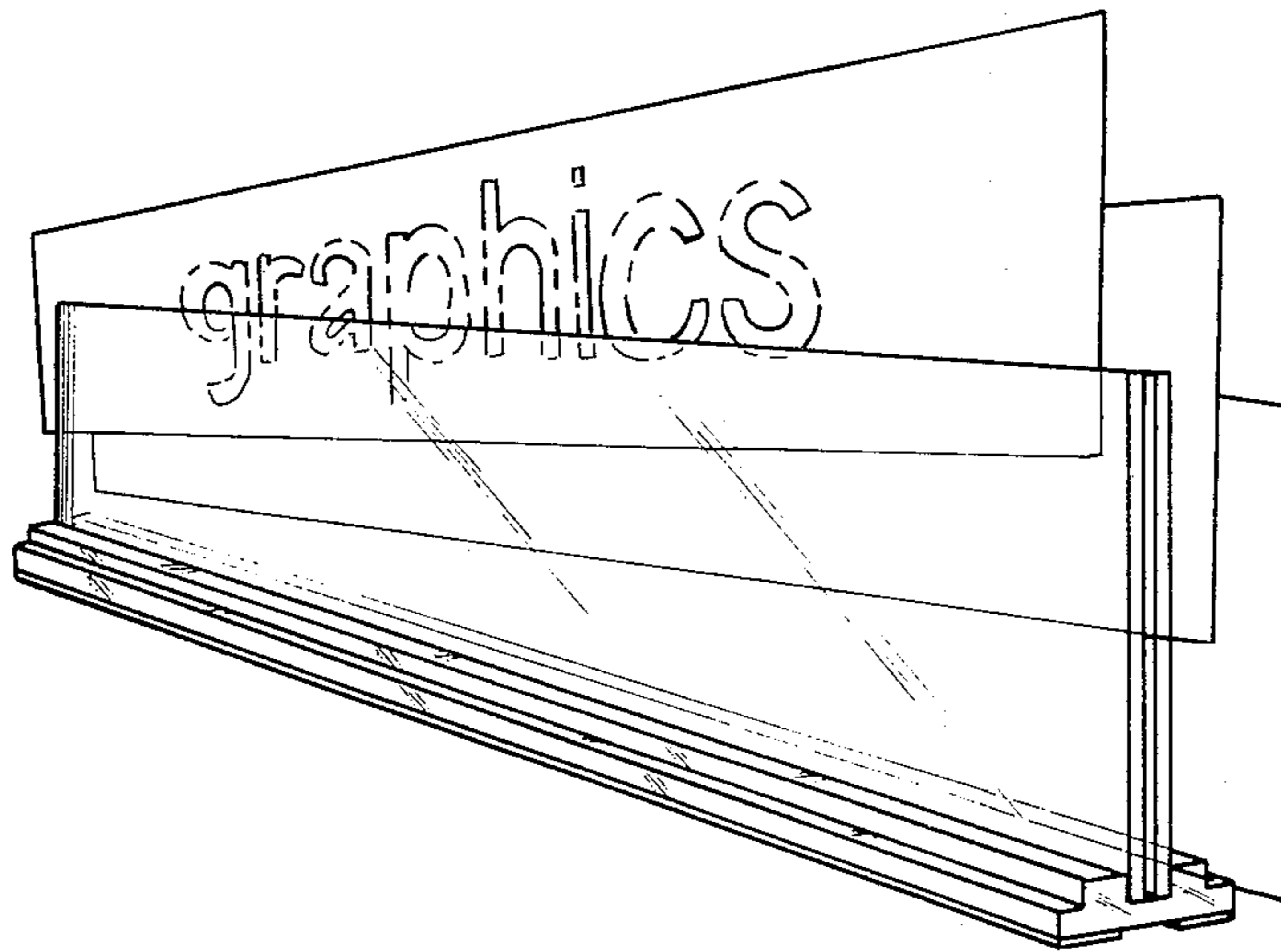
DESCRIPTION

[56] References Cited

U.S. PATENT DOCUMENTS

3,683,532 8/1972 Ankrum 40/358

FIG. 1 is a right front perspective view of a sign support bracket, showing my new design;
FIG. 2 is a top plan view thereof;
FIG. 3 is a bottom plan view thereof;
FIG. 4 is a side elevational view thereof;
FIG. 5 is a rear elevational view thereof.






FIG-2





FIG-3

FIG-4

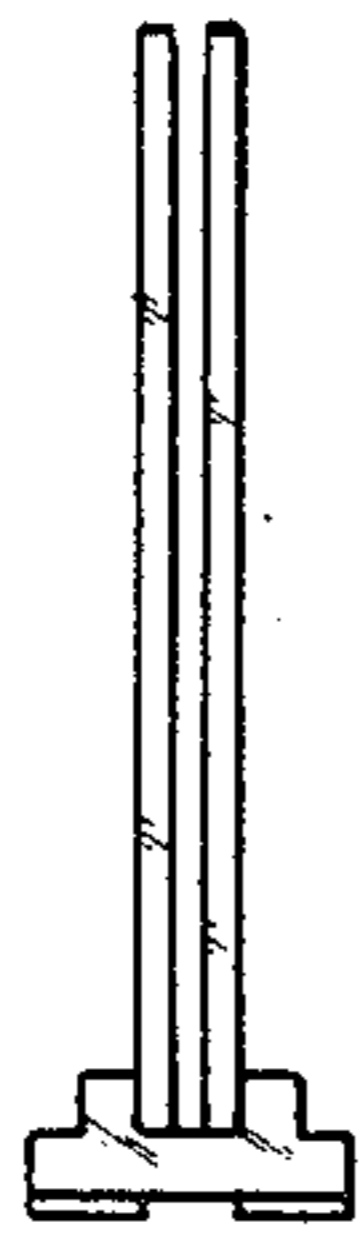


FIG-5

