

[54] TELECONFERENCING TELEPHONE SET CONTROL PANEL

[75] Inventors: Henry J. Heim, College Point, N.Y.; Alfred R. Ender, Lawrenceville, N.J.

[73] Assignee: AT&T Technologies, Inc., New York, N.Y.

[**] Term: 14 Years

[21] Appl. No.: 364,368

[22] Filed: Mar. 31, 1982

[52] U.S. Cl. D14/60; D14/66; D13/12; D14/115

[58] Field of Search D14/115, 66, 60, 115, D14/58; D13/12, 32, 35; 179/2 DP, 18 BG

[56] References Cited

U.S. PATENT DOCUMENTS

- D. 204,882 5/1966 French D14/115
- D. 206,328 11/1966 Noel et al. D13/12
- D. 219,589 12/1970 Miller D14/115
- D. 235,264 6/1975 Murphy D13/12
- D. 242,930 1/1977 Jackson et al. D14/66
- D. 249,511 9/1978 Olson D14/115

- D. 254,436 3/1980 Bakal D14/53
- D. 258,957 4/1981 Bovilacqua et al. D14/115
- D. 258,958 4/1981 Fukushima et al. D14/66
- D. 260,883 9/1981 Husted D14/115
- D. 260,889 9/1981 McLean et al. D14/66
- D. 264,348 5/1982 Turk et al. D13/12
- D. 264,963 6/1982 McLomas D13/12
- D. 272,355 1/1984 Acharya D13/12

OTHER PUBLICATIONS

IBM Tech. Disclosure Bulletin, vol. 10, #3, 8-1967, p. 188: Showing of Wallet Terminal Keyboard, etc.

Primary Examiner—A. Hugo Word

Assistant Examiner—Horace B. Fay

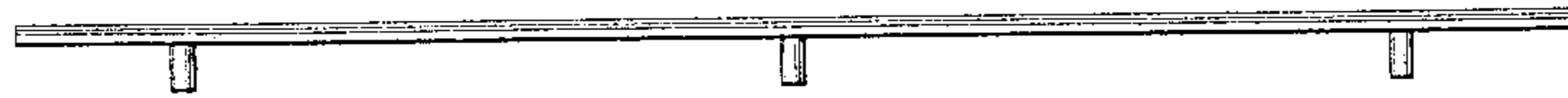
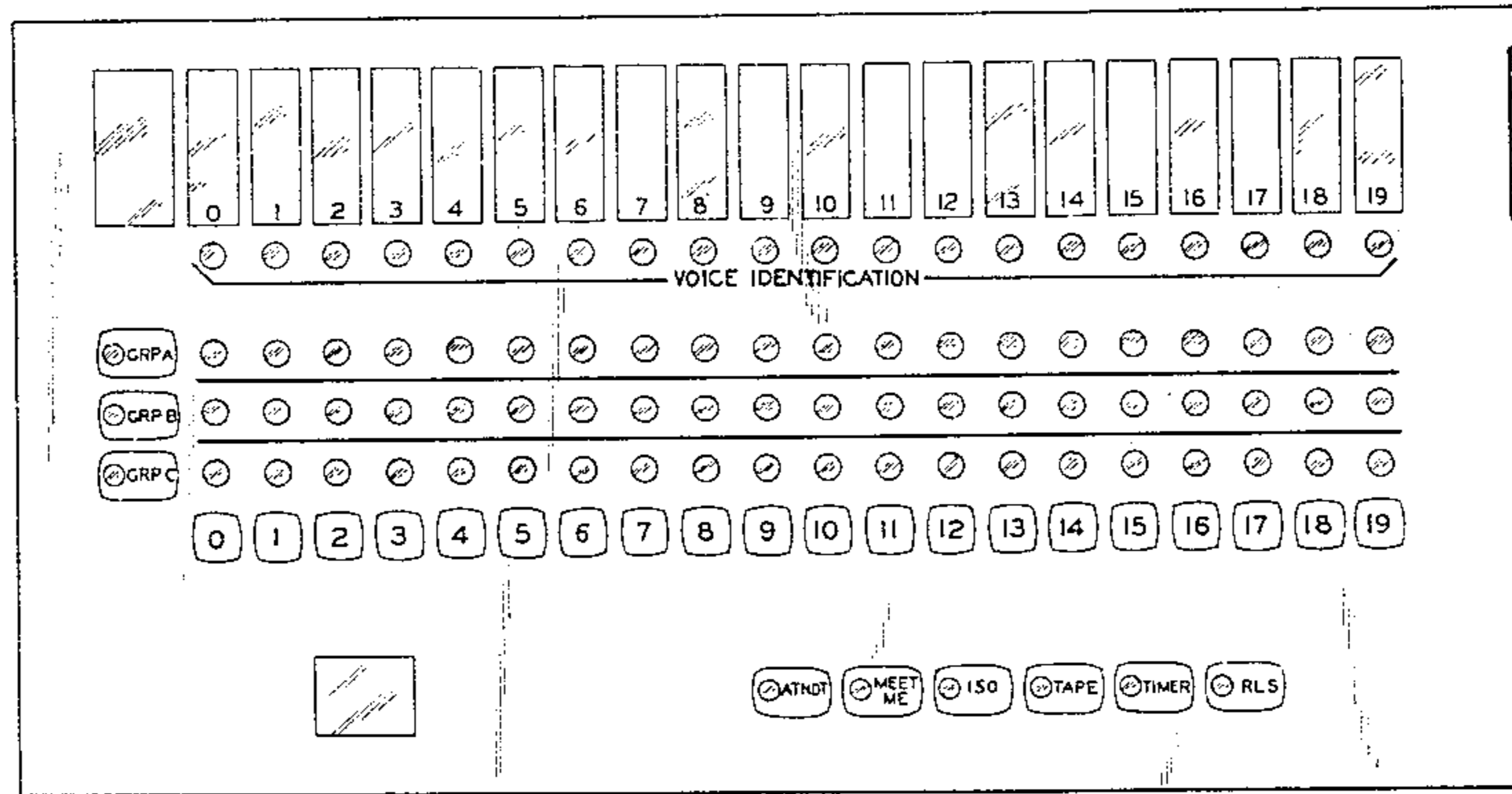
Attorney, Agent, or Firm—R. F. Kip, Jr.

[57] CLAIM

The ornamental design for a teleconferencing telephone set control panel, as shown and described.

DESCRIPTION

FIG. 1 is a top plan view of a teleconferencing telephone set control panel showing our new design; FIG. 2 is a front elevation thereof; FIG. 3 is a side view thereof as viewed from the right of FIG. 1.



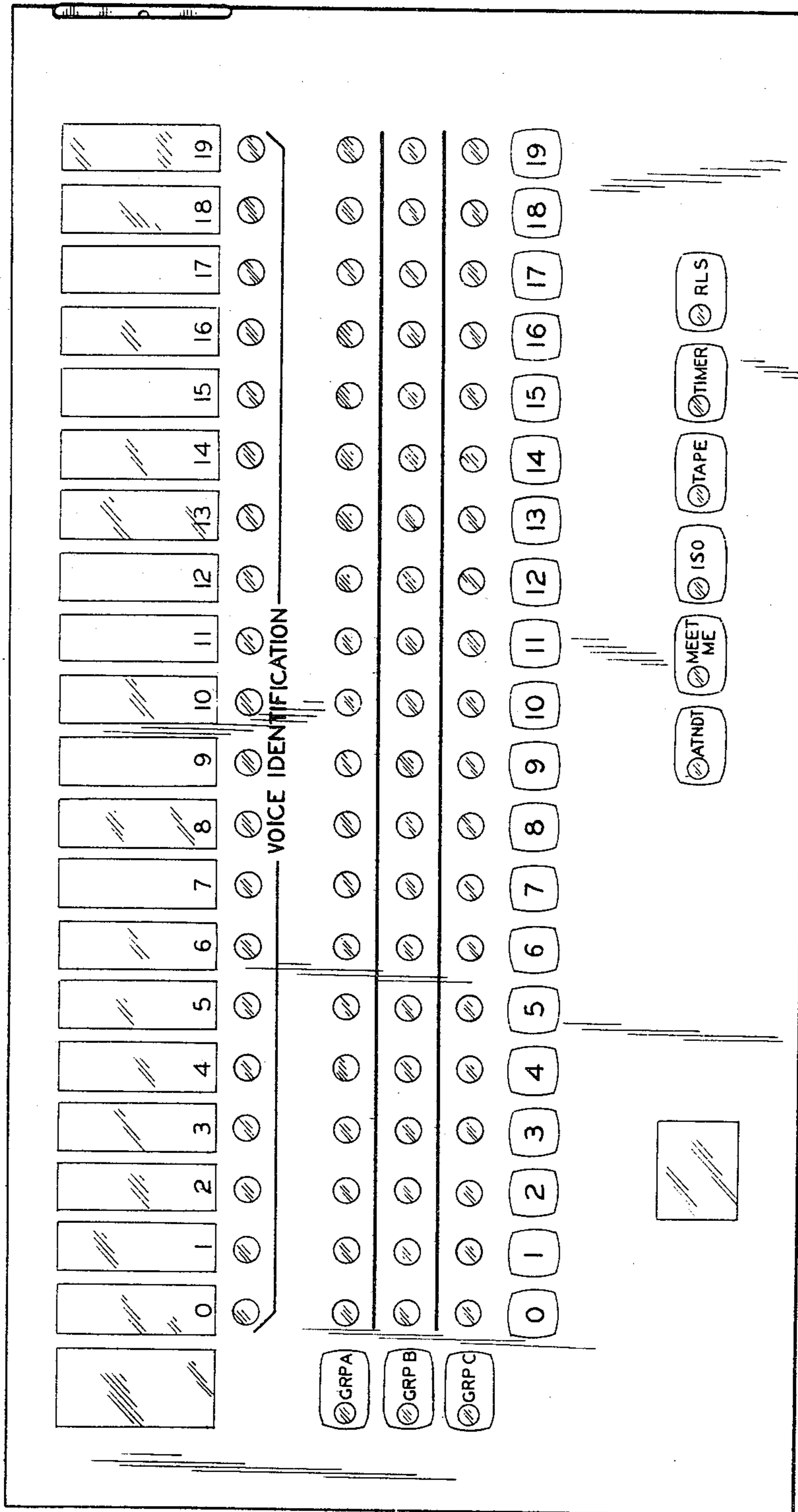


FIG. 1

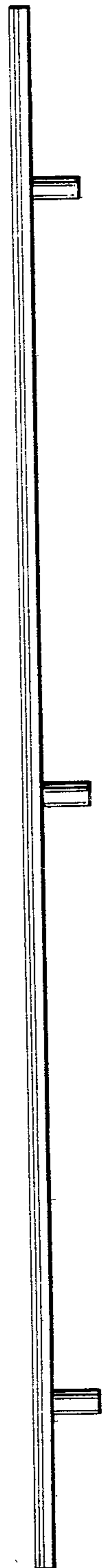


FIG. 2



FIG. 3