

[54] ORNAMENT FOR TABLE OR OTHER SUPPORTING SURFACE

[76] Inventors: Frank Deeley, Villa Coolins, Ilsham Marine Dr.; Lawrence Deeley, 45 Broadley Dr.; Kevin Burnett, 11a Braddons Hill Rd. West, all of Torquay, Devon, England

[**] Term: 14 Years

[21] Appl. No.: 398,270

[22] Filed: Jul. 14, 1982

[30] Foreign Application Priority Data

Jan. 15, 1982 [GB] United Kingdom 1004628

[52] U.S. Cl. D11/158; D21/149; D21/155

[58] Field of Search D19/97; D11/131-135, D11/157, 158, 161, 162; D21/148, 155, 158, 160, 168, 149; 428/13-16

[56] References Cited

U.S. PATENT DOCUMENTS

D. 159,940	8/1950	Vanderput	D11/133
D. 161,420	1/1951	Campbell	D11/158
D. 232,749	9/1974	Meyers	D21/149 X
D. 247,286	2/1979	Mathie	D11/134
1,651,962	12/1927	Miller	D11/157 X
2,062,853	12/1936	Wright	428/15 X
2,233,032	2/1941	Robinson	D11/158 X

Primary Examiner—Louis S. Zarfes
Attorney, Agent, or Firm—Fulwider, Patton, Rieber, Lee & Utecht

[57] CLAIM

The ornamental design for an ornament for table or other supporting surface, substantially as shown and described.

DESCRIPTION

FIG. 1 is a front perspective view of an ornament for table or other supporting surface showing our new design;

FIG. 2 is a rear perspective view thereof;

FIG. 3 is a side elevation thereof; and

FIG. 4 is an elevation of the other side thereof.

The bottom of the ornament is plain.




FIG. 1.




FIG. 2.





FIG. 3.




FIG. 4.