

[54] COMBINED TIME RECORDER AND DATA COLLECTION SYSTEM

[75] Inventors: Yoshihiko Sugiyama, Nara; Ken Kawamura, Osaka, both of Japan

[73] Assignee: Matsushita Electric Industrial Co., Ltd., Osaka, Japan

[**] Term: 14 Years

[21] Appl. No.: 452,987

[22] Filed: Dec. 27, 1982

[30] Foreign Application Priority Data

Jul. 20, 1982 [JP] Japan 57-33012

[52] U.S. Cl. D10/41

[58] Field of Search D10/41; 235/376; 364/406

[56] References Cited

U.S. PATENT DOCUMENTS

- D. 69,950 4/1926 Lake D10/41
- D. 161,941 2/1951 Kress D10/41
- D. 174,044 2/1955 Kress D10/41
- D. 201,894 8/1965 Kress D10/41
- D. 206,545 12/1966 Vickery D10/41

- 2,838,361 6/1958 Findlay D10/41 X
- 3,321,135 5/1967 Englund D18/7 X
- 3,648,243 3/1972 Wiggins 364/406 X
- 4,170,015 10/1979 Elliano 364/406 X
- 4,323,771 4/1982 Chalker 235/376 X

OTHER PUBLICATIONS

Timekeeper (Kronos)- ©1981-Brochure-front cover--Timer Recorder.

Primary Examiner—Nelson C. Holtje
Attorney, Agent, or Firm—Sughrue, Mion, Zinn, Macpeak and Seas

[57] CLAIM

The ornamental design for a combined timer recorder and data collection system, as shown.

DESCRIPTION

FIG. 1 is a front, top and right side perspective view of a combined time recorder and data collection system showing our new design;

FIG. 2 is a front, bottom and left side perspective view thereof;

FIG. 3 is a left side elevational view thereof; and

FIG. 4 is a bottom, top and left side perspective view thereof.

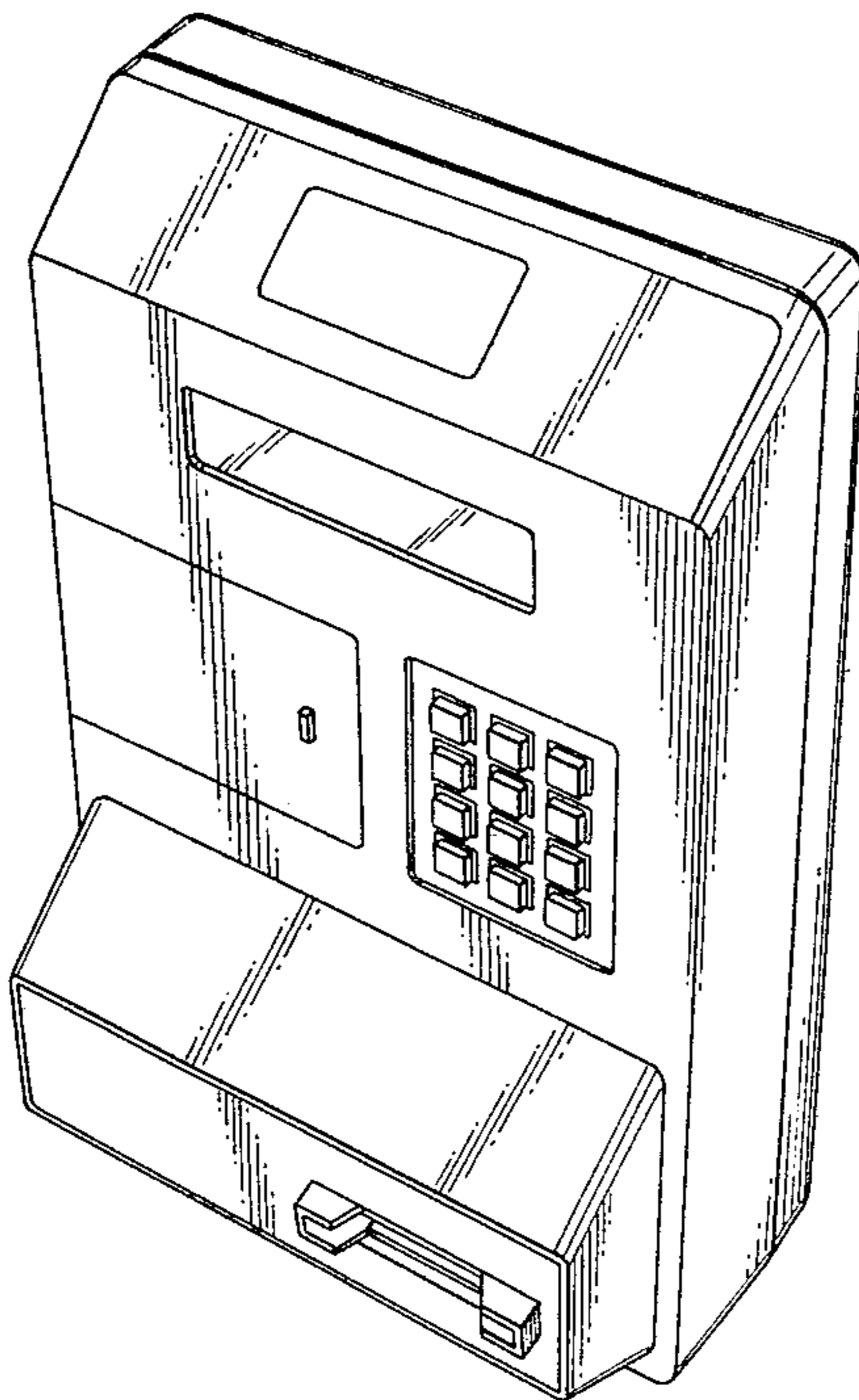


Fig. 1

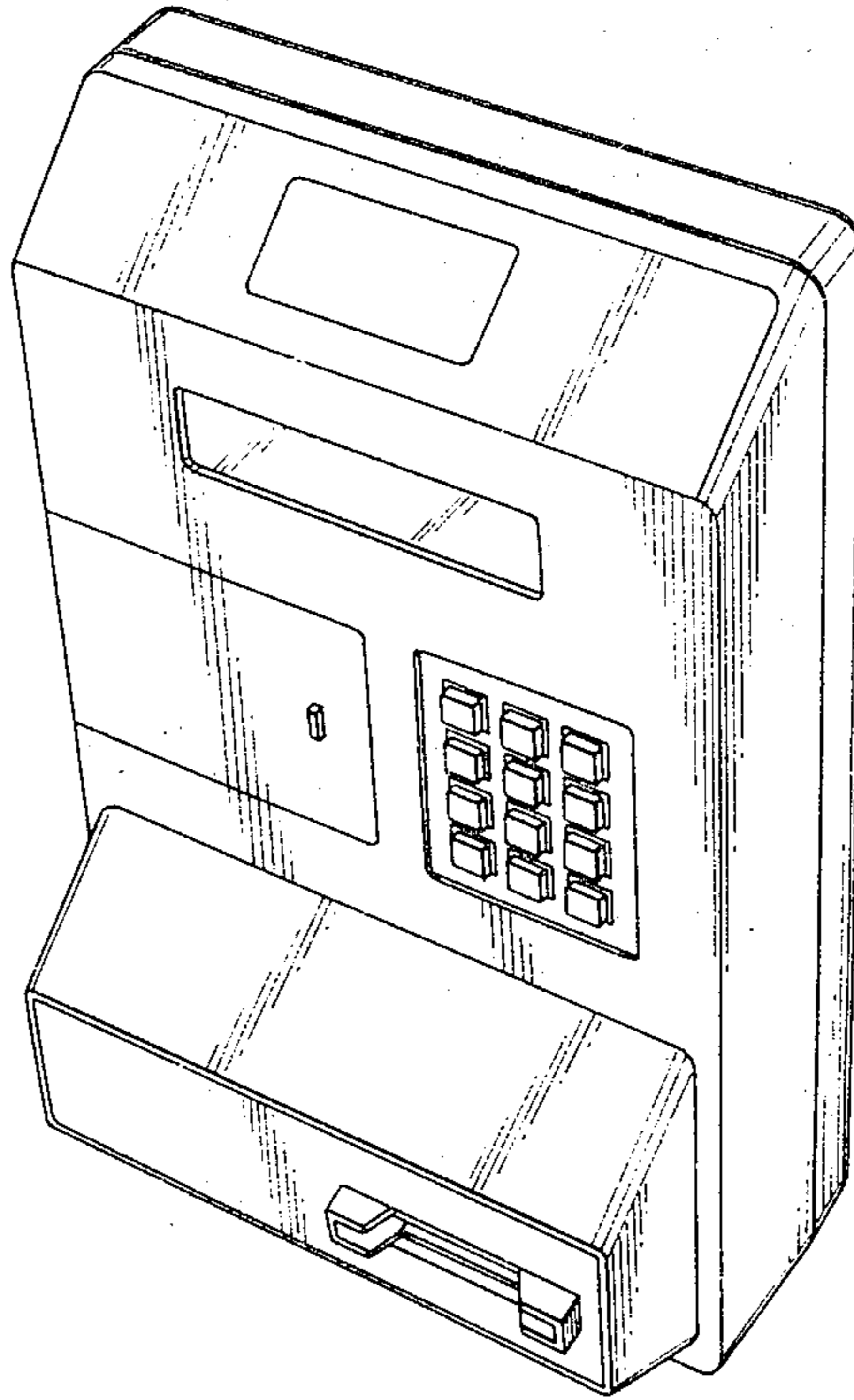


Fig. 2



Fig. 3

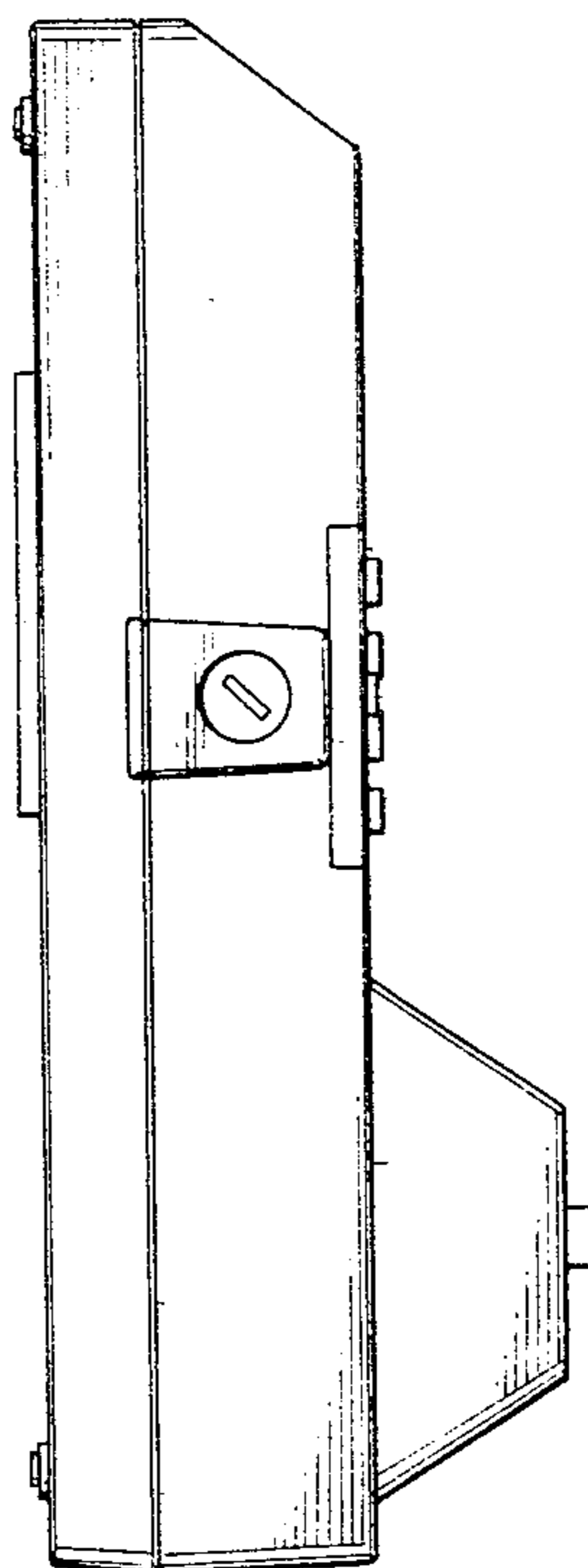


Fig. 4

