

[54] PULL TAB FOR SLIDE FASTENER

[75] Inventor: Shunji Abe, Milan, Italy

[73] Assignee: Yoshida Kogyo K. K., Tokyo, Japan

[**] Term: 14 Years

[21] Appl. No.: 328,259

[22] Filed: Dec. 7, 1981

[30] Foreign Application Priority Data

Jun. 5, 1981 [JP] Japan 56-24291

[52] U.S. Cl. D2/415

[58] Field of Search D2/415, 478, 452, 405; 24/205.11 L, 205.15 R, 205.15 H, 205.15 E; 294/1 A

[56] References Cited

U.S. PATENT DOCUMENTS

D. 202,890 11/1965 Maitland et al. D2/415
D. 261,947 11/1981 Moore D2/415

D. 264,272 5/1982 Brinley D2/415
3,583,044 6/1971 Howell 24/205.15 H

Primary Examiner—Bernard Ansher

Assistant Examiner—Carmen H. Vales

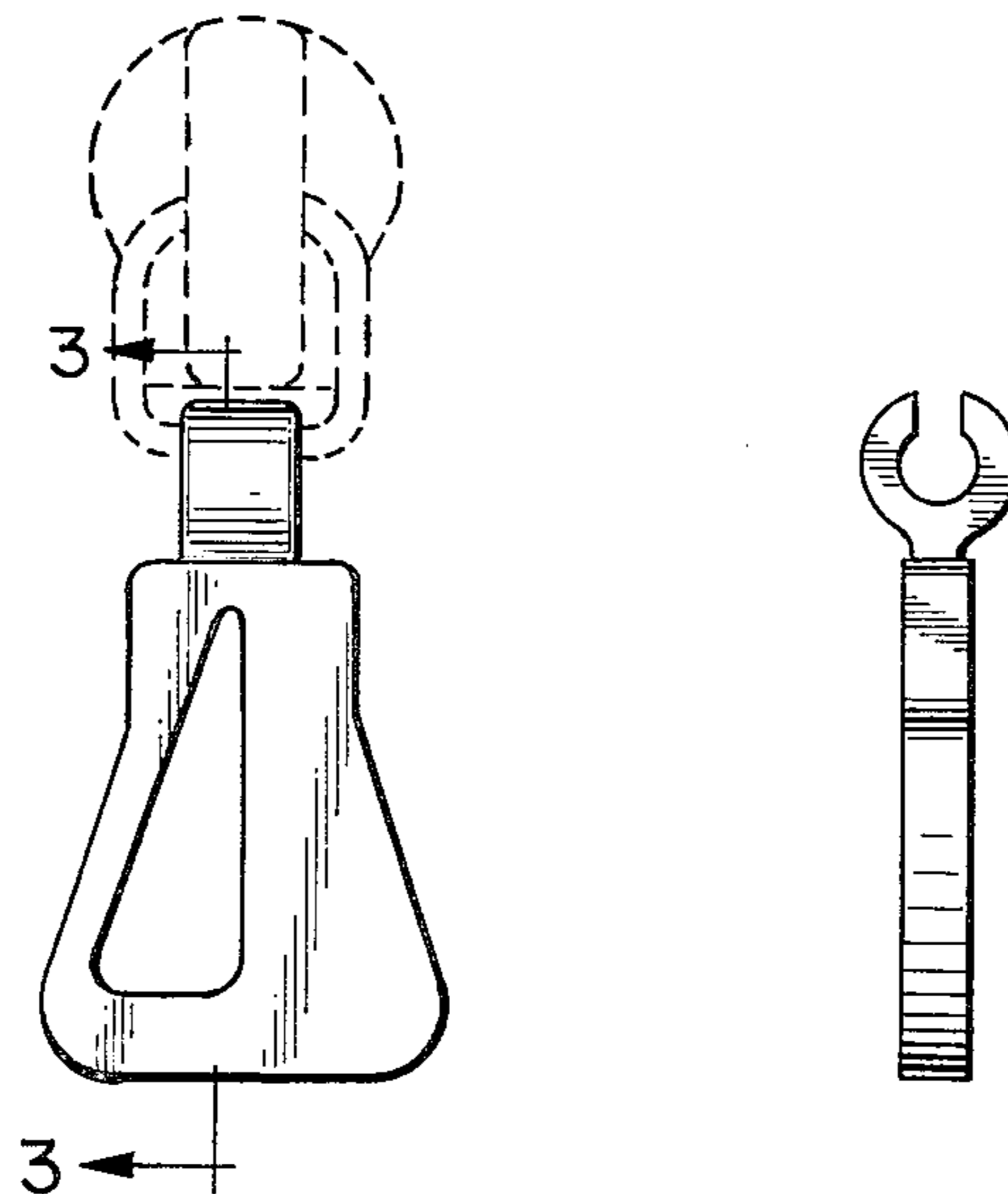
Attorney, Agent, or Firm—Hill, Van Santen, Steadman & Simpson

[57] CLAIM

The ornamental design for a pull tab for slide fastener, substantially as shown and described.

DESCRIPTION

FIG. 1 is a front elevational view of a pull tab for slide fastener showing my new design; the broken line showing of a slider is for illustrative purposes only; FIG. 2 is a right side elevational view thereof; FIG. 3 is a cross-sectional view taken along line 3-3 of FIG. 1; FIG. 4 is a top plan view thereof; FIG. 5 is a bottom plan view thereof; and FIG. 6 is a rear elevational view thereof.



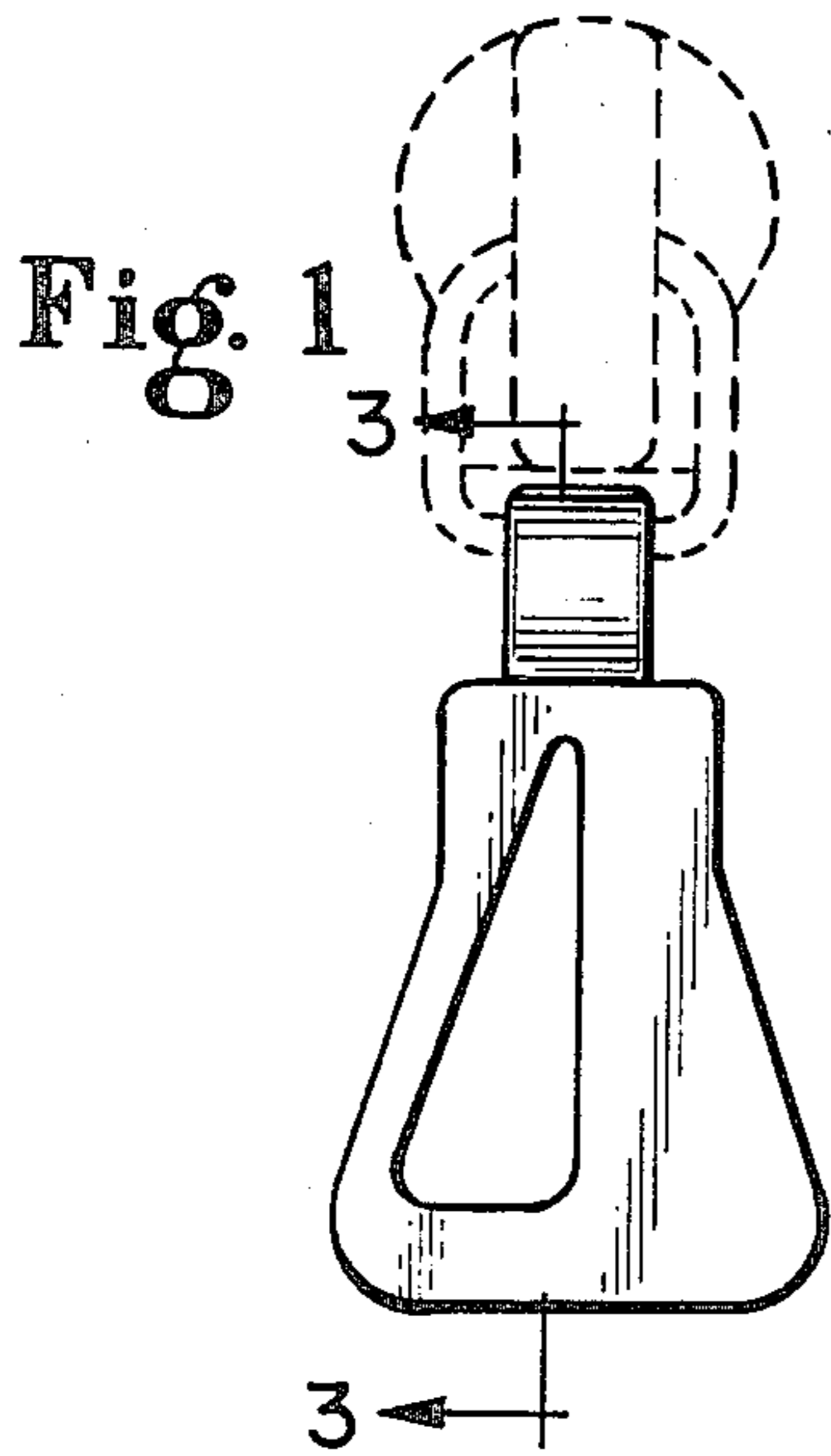


Fig. 2

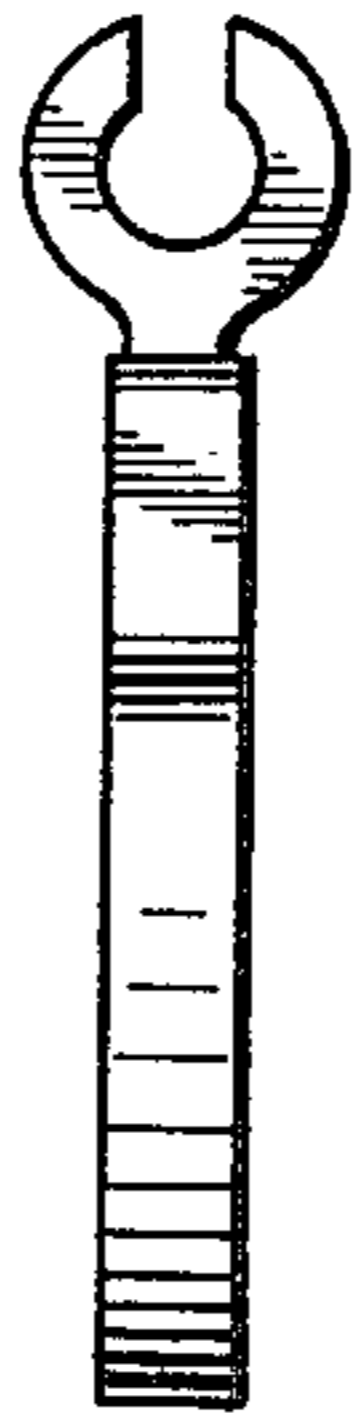


Fig. 3

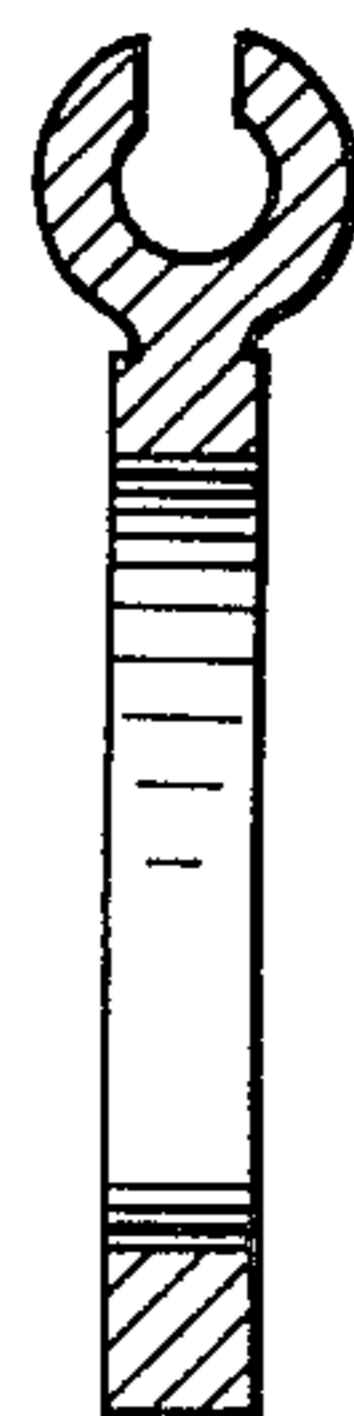


Fig. 4

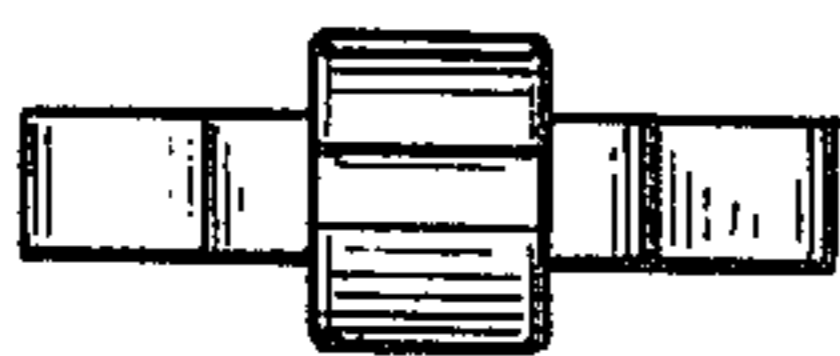


Fig. 5



Fig. 6

