

[54] **DISPENSER FOR FLOWABLE PRODUCTS**

[76] **Inventor: Joachim Czech, Jahnstrasse 19,
D-8504 Donaustauf, Fed. Rep. of
Germany**

[**] **Term: 14 Years**

[21] **Appl. No.: 346,899**

[22] **Filed: Feb. 8, 1982**

[30] **Foreign Application Priority Data**

Aug. 11, 1981 [DE] Fed. Rep. of Germany 16 AR
1793/81

[52] **U.S. Cl. D9/366; D9/447**

[58] **Field of Search D9/300, 349, 352, 355,
D9/373, 375, 448, 447, 366; 215/1 R, 1 C;
222/402.13, 402.21**

[56] **References Cited**

U.S. PATENT DOCUMENTS

D. 177,796 5/1956 Collins D9/448

D. 198,547 6/1964 Vuilleminot D9/448
D. 202,452 9/1965 Seaquist D9/448
D. 204,827 5/1966 Abramson D9/300
D. 219,333 12/1970 Doblin D9/300
D. 234,483 3/1975 Schick D9/300 X
D. 244,424 5/1977 Petterson D9/300
D. 258,800 4/1981 Halbeisen et al. D9/300
2,865,370 12/1958 Gattone D9/448 X
2,908,479 10/1959 Goodspeed, Jr. D9/448 X
3,446,401 5/1969 Flowers D9/300 X

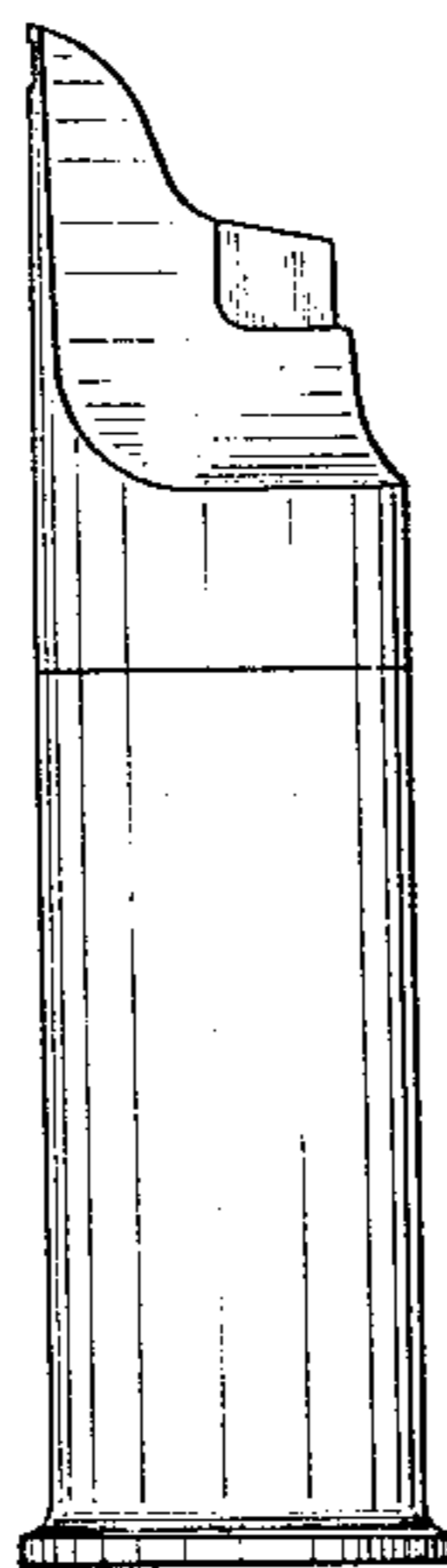
Primary Examiner—Robert C. Spangler
Attorney, Agent, or Firm—James E. Nilles

[57] **CLAIM**

The ornamental design for a dispenser for flowable products, substantially as shown.

DESCRIPTION

FIG. 1 is a side elevational view of a dispenser for flowable products showing my new design; FIG. 2 is a front elevational view; FIG. 3 is a rear elevational view; and FIG. 4 is a top plan view thereof.



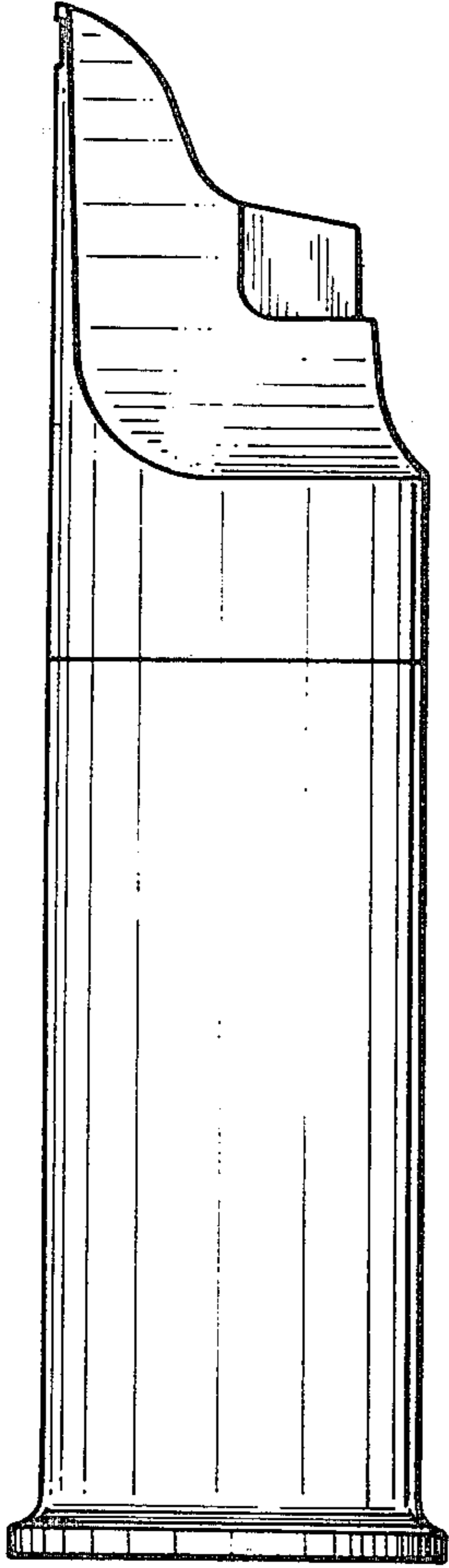


FIG. 1

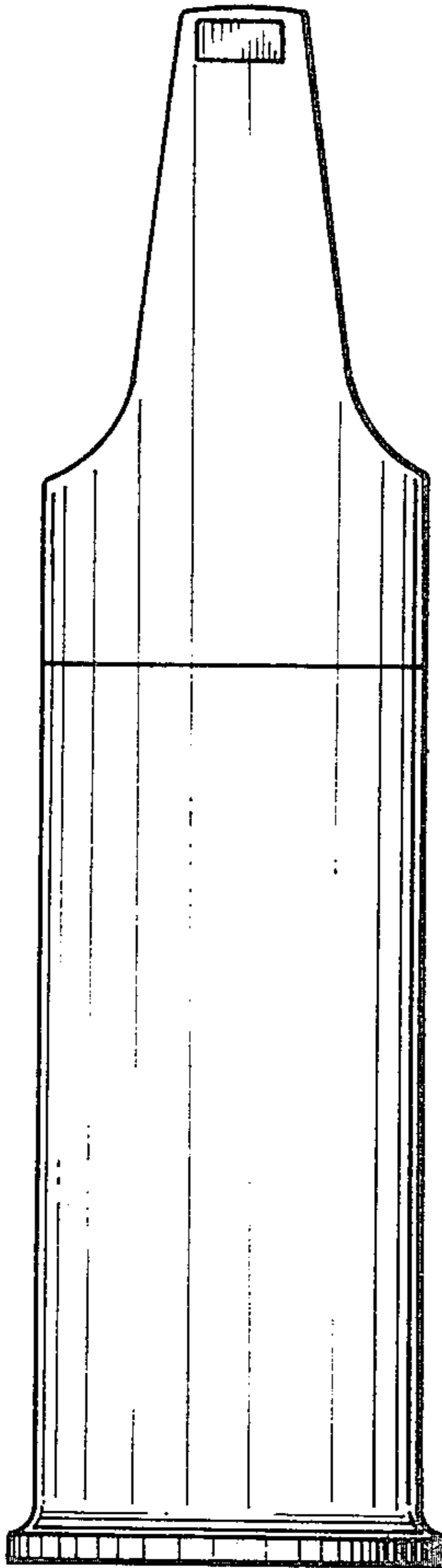


FIG. 2

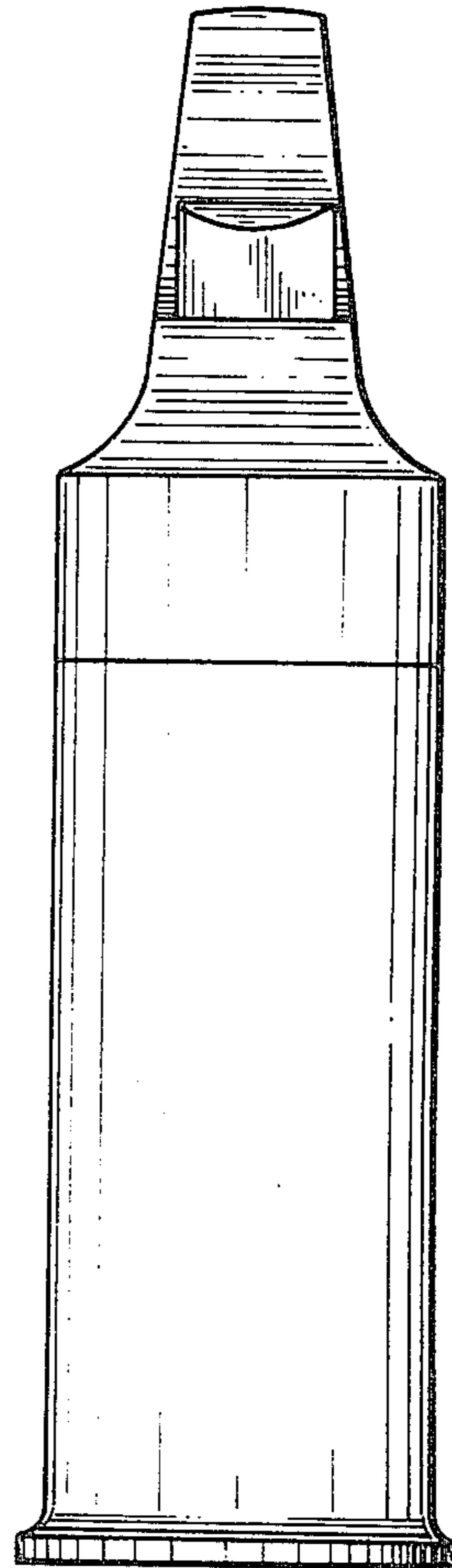


FIG. 3

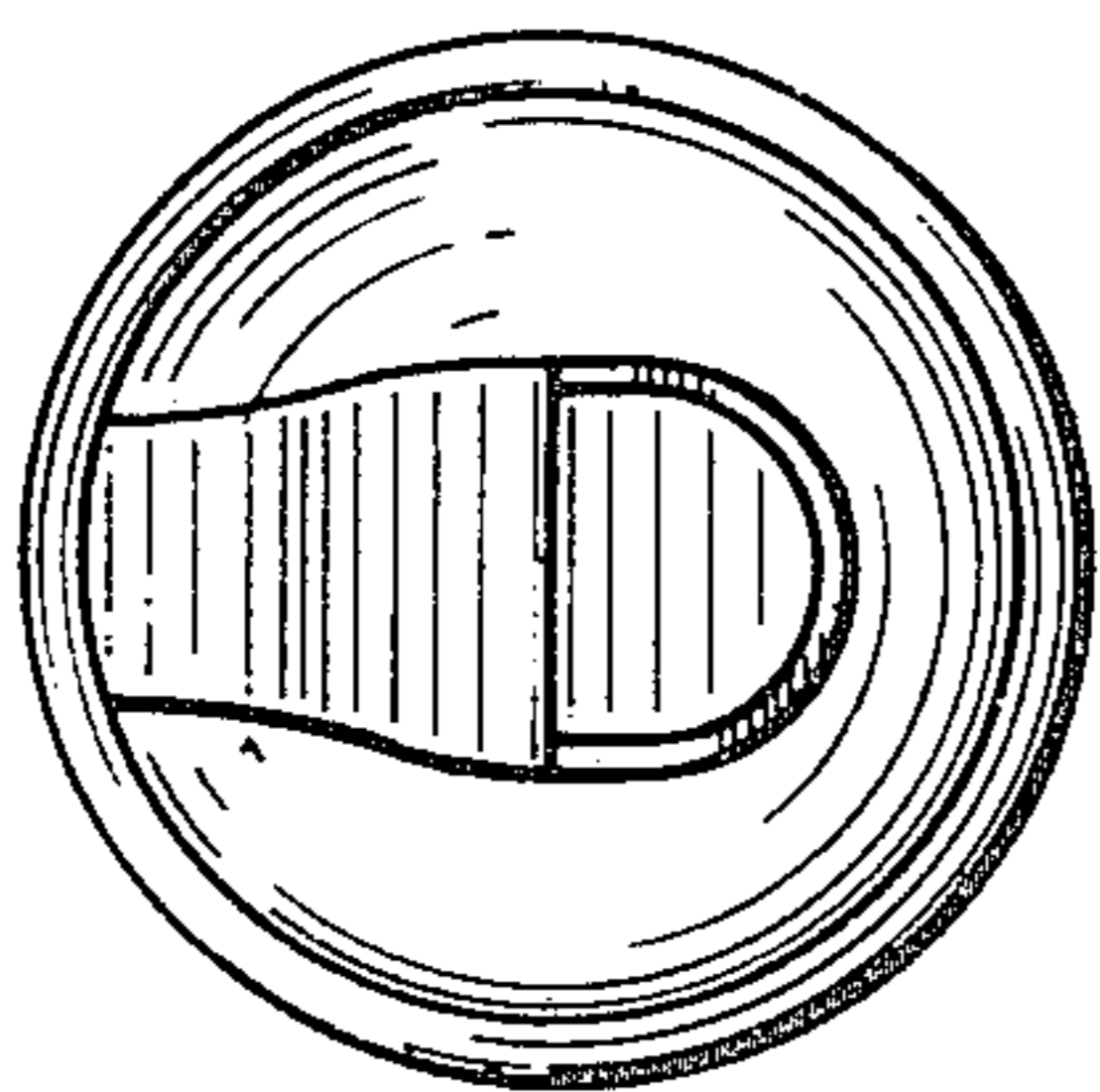


FIG. 4