

[54] DISPENSER FOR FLOWABLE PRODUCTS

[76] Inventor: Joachim Czech, Jahnstrasse 19, D-8504 Donaustauf, Fed. Rep. of Germany

[\*\*] Term: 14 Years

[21] Appl. No.: 346,896

[22] Filed: Feb. 8, 1982

[30] Foreign Application Priority Data

Aug. 11, 1981 [DE] Fed. Rep. of Germany ..... 16AR1793/81

[52] U.S. Cl. .... D9/366; D9/447

[58] Field of Search ..... D9/300, 349, 352, 355, D9/373, 375, 448, 447, 366; 215/1 R, 1 C; 222/402.13, 402.21

[56] References Cited

U.S. PATENT DOCUMENTS

D. 177,796 5/1956 Collins ..... D9/448

D. 198,547	6/1964	Vuillemenot .....	D9/448
D. 202,452	9/1965	Seaquist .....	D9/448
D. 204,827	5/1966	Abramson .....	D9/300
D. 219,333	12/1970	Doblin .....	D9/300
D. 234,483	3/1975	Schick .....	D9/300 X
D. 244,424	5/1977	Petterson .....	D9/300
D. 258,800	4/1981	Halbeisen et al. ....	D9/300
2,865,370	12/1958	Gattone .....	D9/448 X
2,908,479	10/1959	Goodspeed, Jr. ....	D9/448 X
3,446,401	5/1969	Flowers .....	D9/300 X

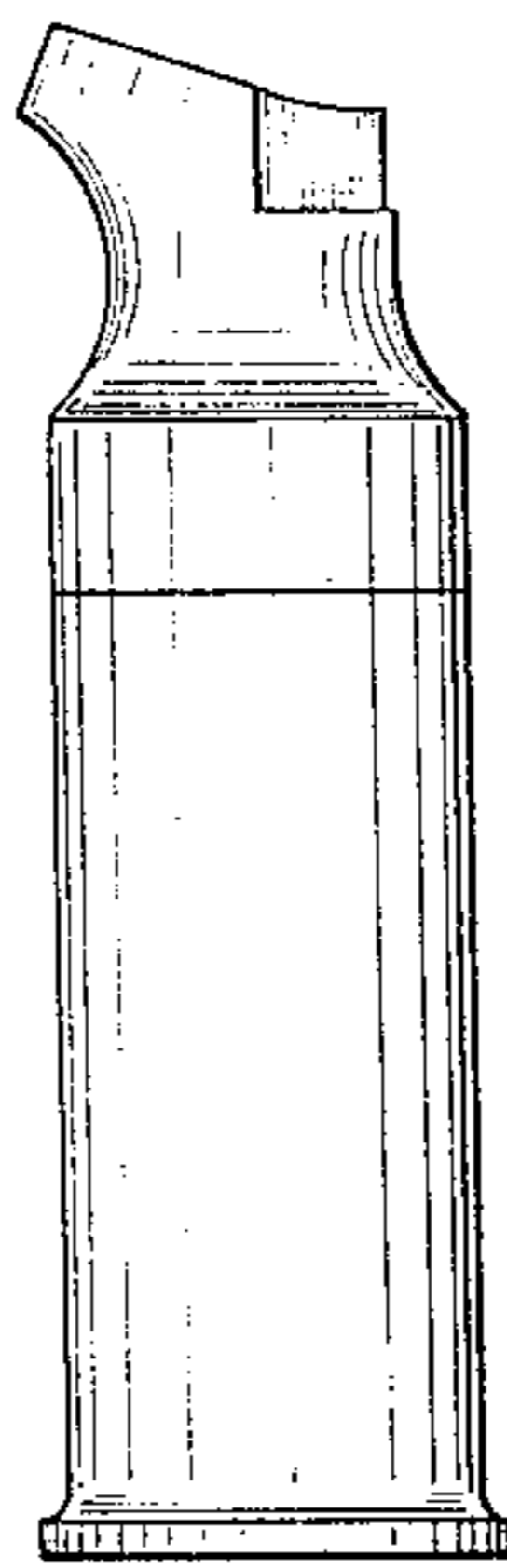
Primary Examiner—Robert C. Spangler  
Attorney, Agent, or Firm—James E. Nilles

[57] CLAIM

The ornamental design for a dispenser for flowable products, substantially as shown.

DESCRIPTION

FIG. 1 is a side elevational view of a dispenser for flowable products showing my new design; FIG. 2 is a front elevational view; FIG. 3 is a rear elevational view; and FIG. 4 is a top plan view thereof.



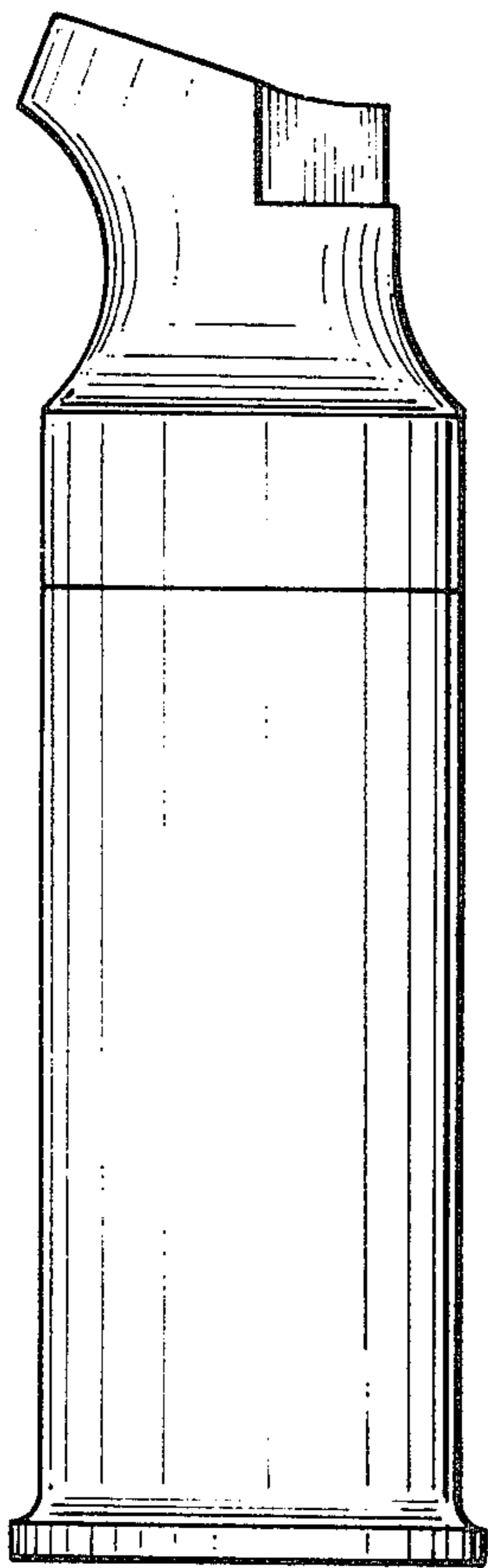


FIG. 1

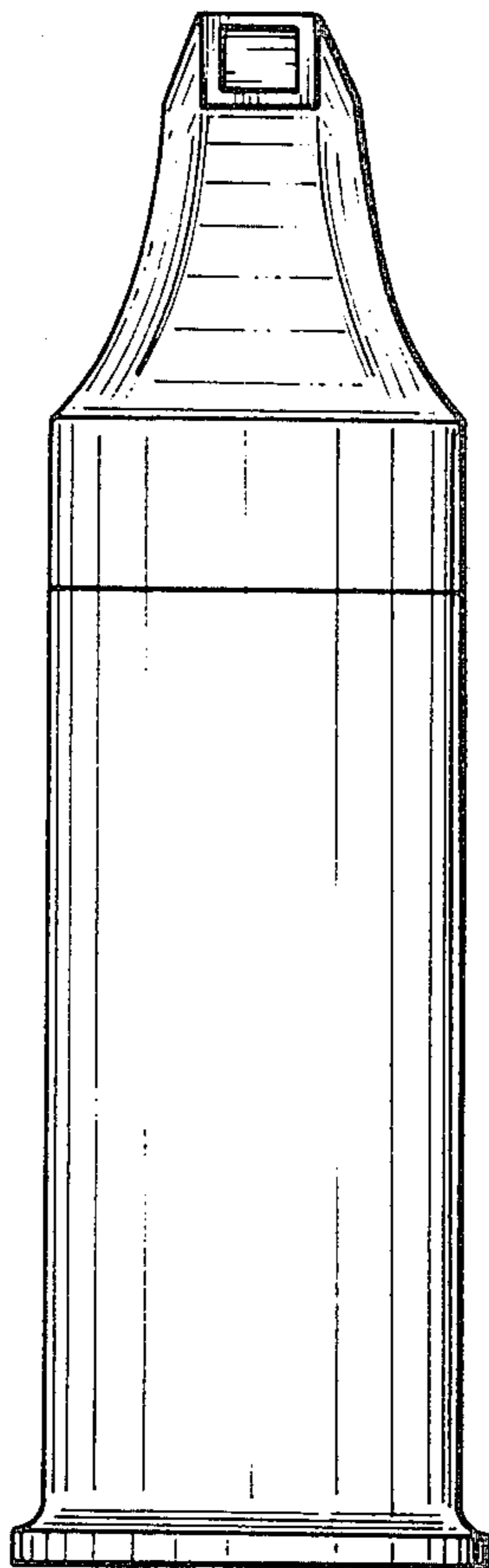


FIG. 2

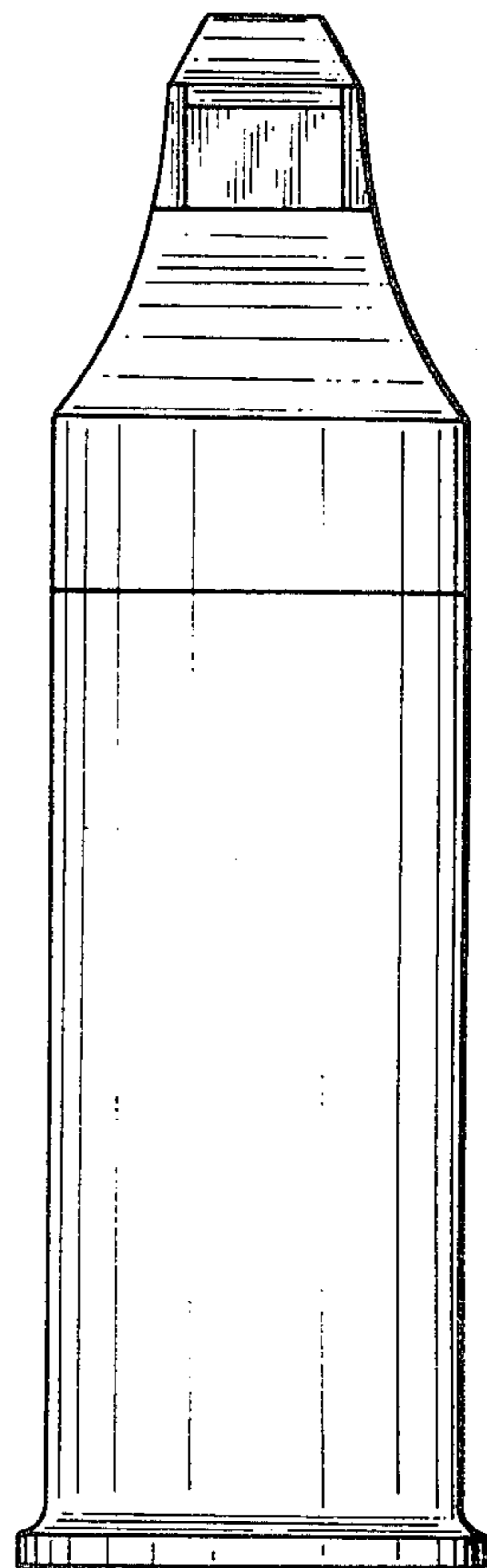


FIG. 3

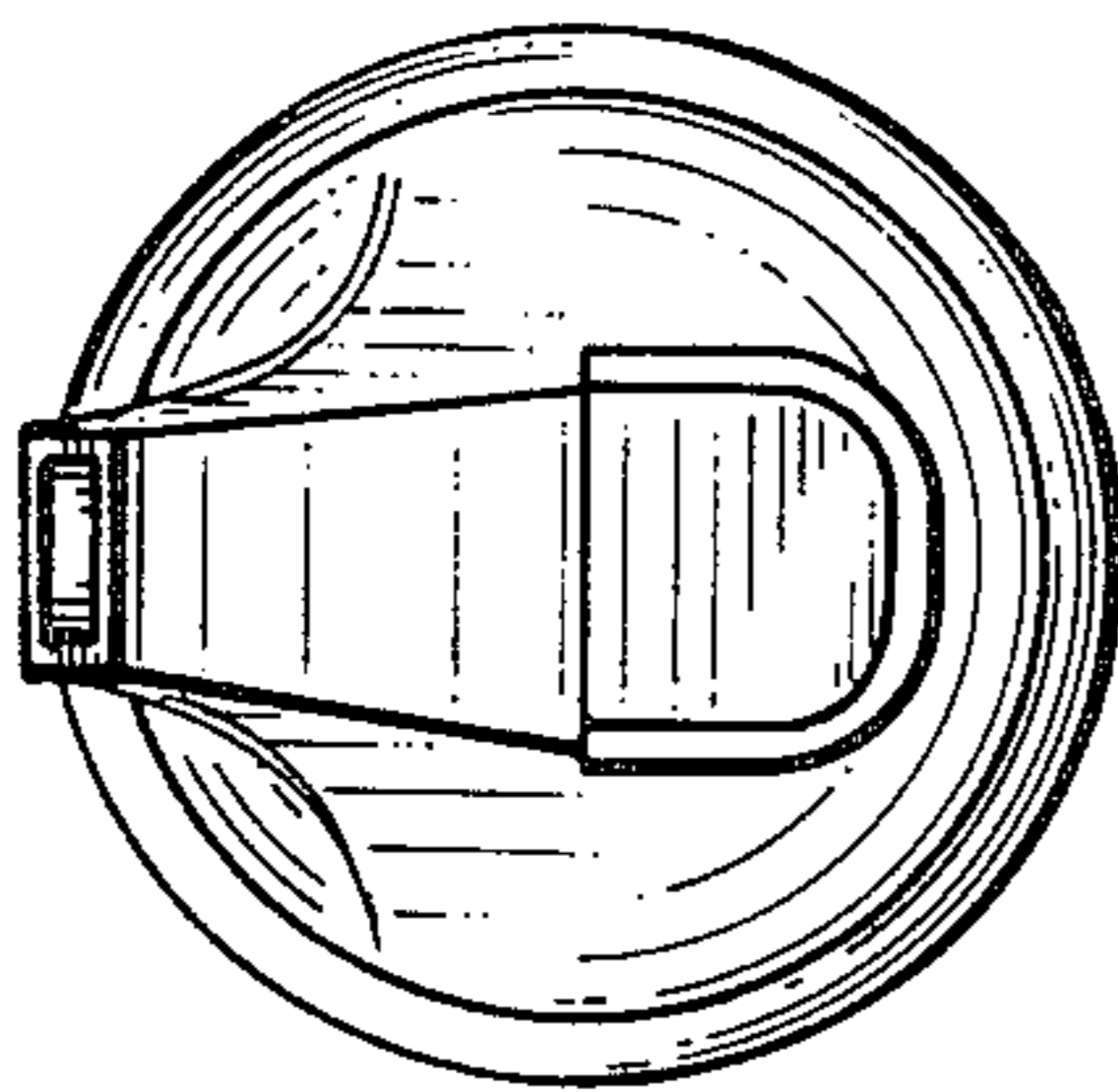


FIG. 4