

FIG-2

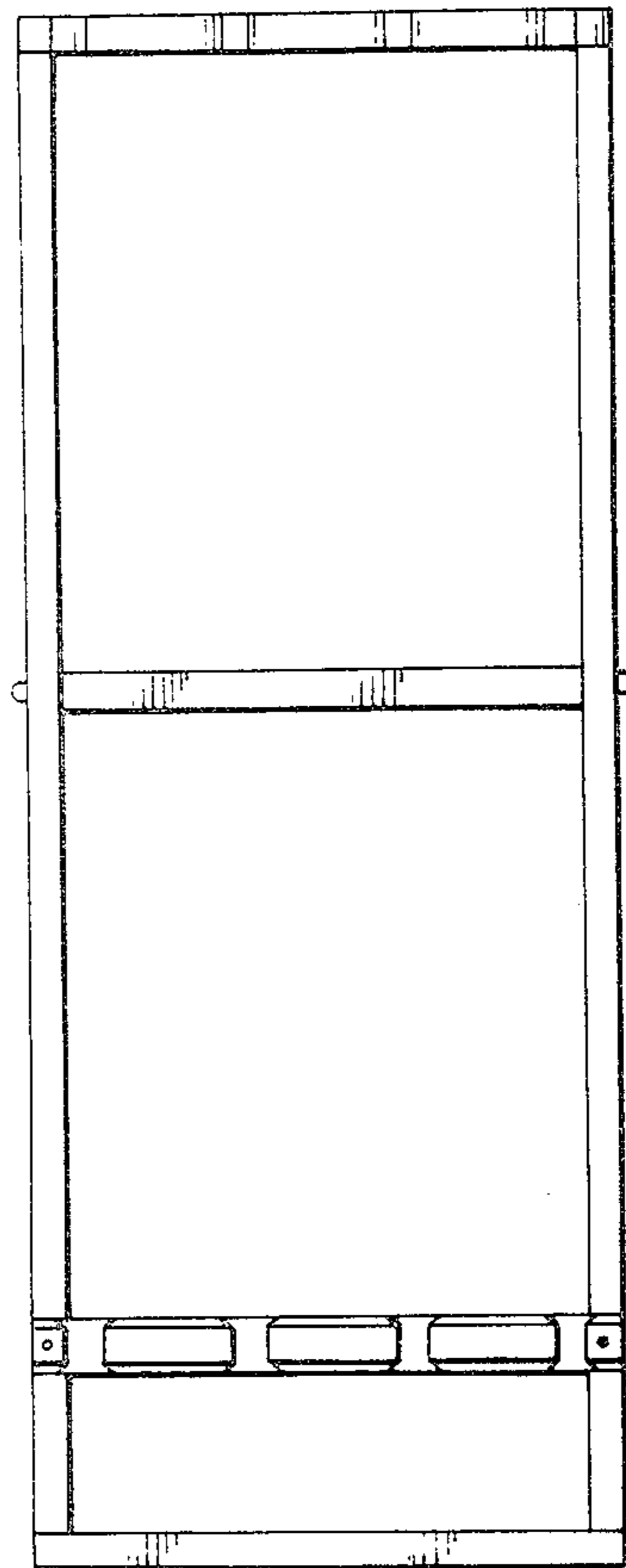


FIG-3

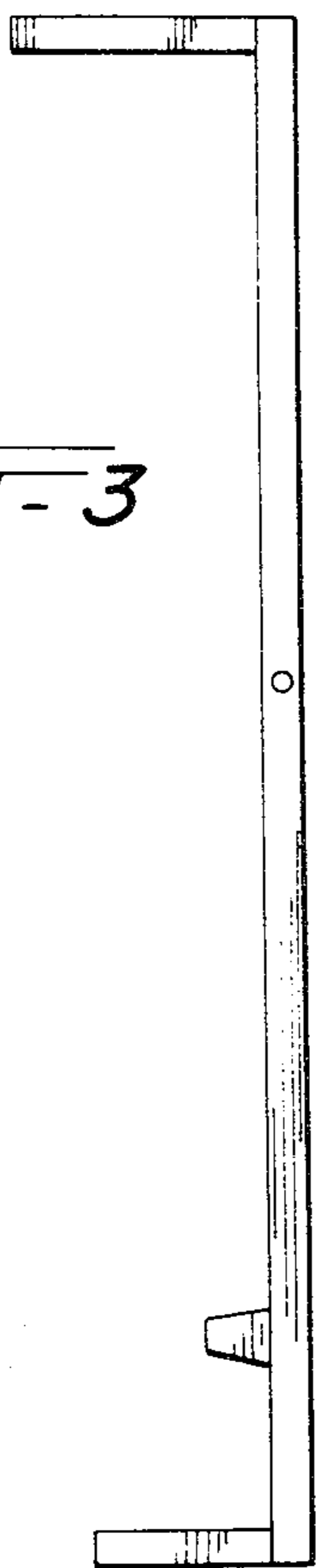
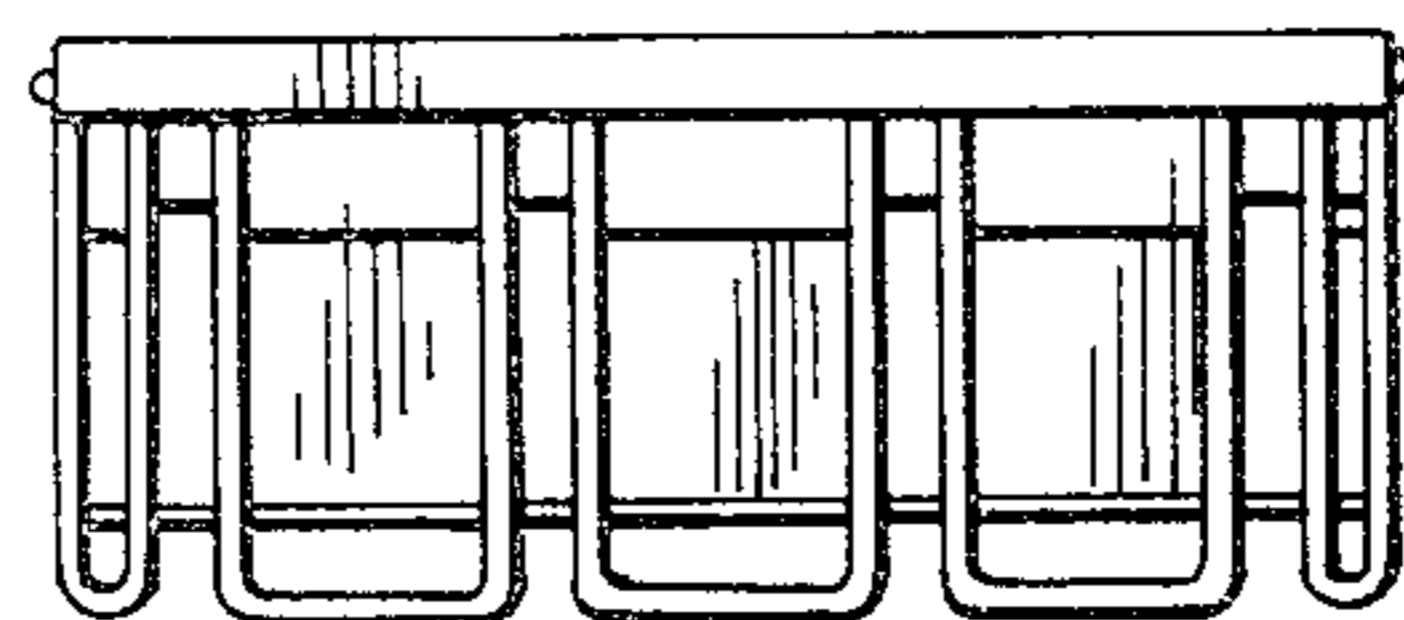


FIG-4



[54] PICTURE FRAME

4,290,530 9/1981 Wooster ..... 40/152

[75] Inventor: Richard F. Hauser, Mocksville, N.C.

[73] Assignee: Trim, Inc., Mocksville, N.C.

[\*\*] Term: 14 Years

[21] Appl. No.: 375,719

[22] Filed: May 7, 1982

[52] U.S. Cl. .... D6/303; D6/300; D25/52

[58] Field of Search ..... D25/52, 54, 38, 37; D6/232-246; D28/65-72; 40/152, 152.1, 152.2

[56] References Cited

U.S. PATENT DOCUMENTS

926,348 6/1909 Miller ..... 40/156  
3,119,157 1/1964 Clisham ..... D25/52

OTHER PUBLICATIONS

*Furniture Moldings*, E. J. Warne, London, 1923, p. 122, Mirror at top of page.

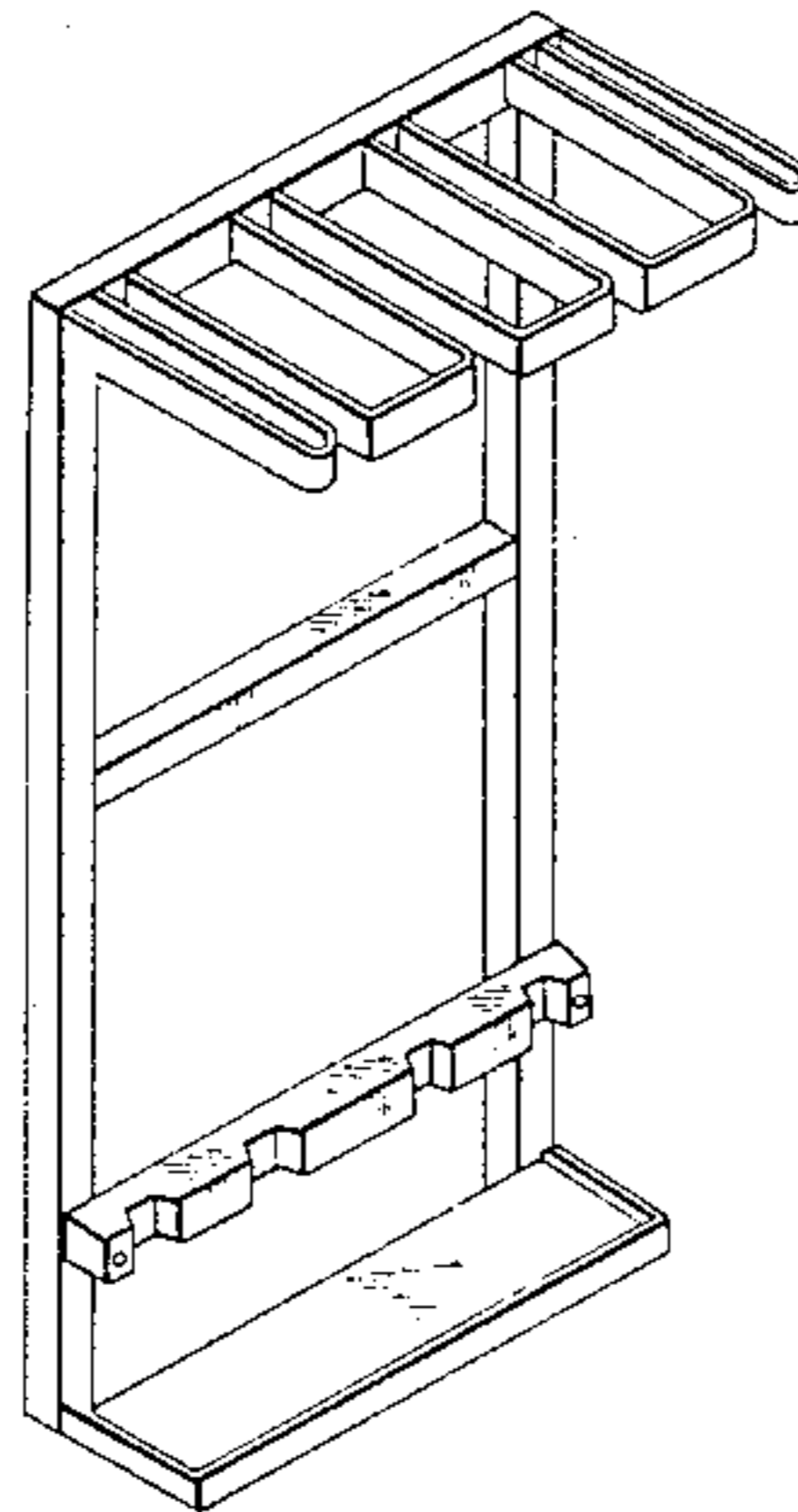
Primary Examiner—Charles A. Rademaker

[57] CLAIM

The ornamental design for a picture frame, as shown.

DESCRIPTION

FIG. 1 is a front perspective view of a picture frame showing my new design; FIG. 2 is a front elevational view thereof; FIG. 3 is a right side elevational view thereof; FIG. 4 is a rear elevational view thereof; and, FIG. 5 is a cross-sectional view thereof taken along line 5—5 in FIG. 2.



UNITED STATES PATENT AND TRADEMARK OFFICE  
**CERTIFICATE OF CORRECTION**

PATENT NO. : Des. 277,063  
DATED : January 8, 1985  
INVENTOR(S) : Richard F. Hauser

Page 1 of 3

It is certified that error appears in the above-identified patent and that said Letters Patent is hereby corrected as shown below:

The title page should be deleted to appear as per attached title page.

The sheet of drawing containing figures 1-4 should be deleted to be replaced with figures 1-5 as shown on the attached sheet.

**Signed and Sealed this**

*Eighth Day of October 1985*

[SEAL]

*Attest:*

*Attesting Officer*

**DONALD J. QUIGG**

***Commissioner of Patents and  
Trademarks—Designate***

**United States Patent** [19]  
**Hauser**

[11] **Patent Number: Des. 277,063**  
[45] **Date of Patent: \*\* Jan. 8, 1985**

[54] **PICTURE FRAME**  
[75] **Inventor: Richard F. Hauser, Mocksville, N.C.**  
[73] **Assignee: Trim, Inc., Mocksville, N.C.**  
[\*\*] **Term: 14 Years**  
[21] **Appl. No.: 375,719**  
[22] **Filed: May 7, 1982**  
[52] **U.S. Cl. .... D6/303; D6/300;  
D25/52**  
[58] **Field of Search ..... D25/52, 54, 38, 37;  
D6/232-246; D28/65-72; 40/152, 152.1, 152.2**

4,290,530 9/1981 Wooster 40/152

**OTHER PUBLICATIONS**

*Furniture Moldings*, E. J. Warne, London, 1923, p. 122, Mirror at top of page.

*Primary Examiner*--Charles A. Rademaker

[57] **CLAIM**

The ornamental design for a picture frame, as shown

**DESCRIPTION**

FIG. 1 is a front perspective view of a picture frame showing my new design;  
FIG. 2 is a front elevational view thereof;  
FIG. 3 is a right side elevational view thereof;  
FIG. 4 is a rear elevational view thereof; and,  
FIG. 5 is a cross-sectional view thereof taken along line 5-5 in FIG. 2.

[56] **References Cited**  
**U.S. PATENT DOCUMENTS**  
926,348 6/1909 Miller ..... 40/156  
3,119,157 1/1964 Clisham ..... D25/52




FIG. 1




FIG. 1

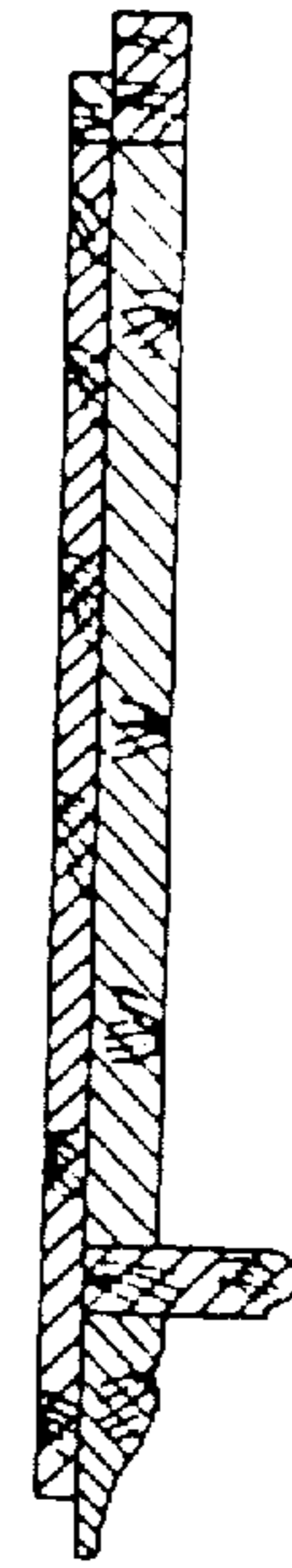


FIG. 5

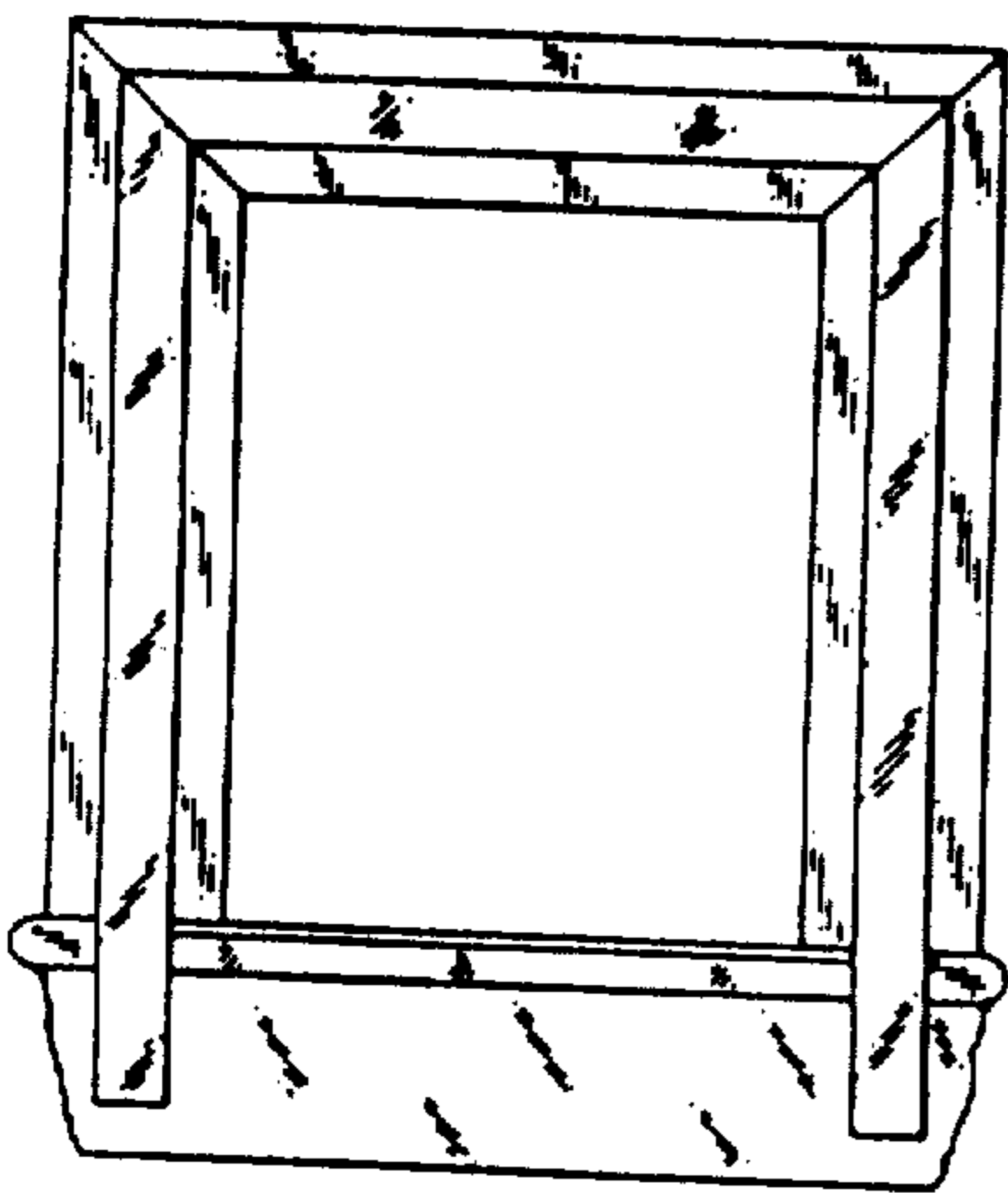


FIG. 4



FIG. 3




FIG. 2