

[54] FRAME BELT BUCKLE

[76] Inventor: Peter Baron, 1150 E. Pico Blvd., Los Angeles, Calif. 90021

[\*\*] Term: 14 Years

[21] Appl. No.: 446,341

[22] Filed: Feb. 11, 1983

[52] U.S. Cl. .... D2/394

[58] Field of Search ..... D2/394, 426, 427, 431, D2/442, 444, 451, 452; 24/163 R, 163 K, 174, 176, 180, 182, 186; D11/46; 40/21 C

[56] References Cited

U.S. PATENT DOCUMENTS

D. 49,554	8/1916	Sylvester	.....	D2/431
D. 254,522	3/1980	Moreton	.....	D2/427
1,098,086	5/1914	Blum et al.	.....	40/21 C
1,127,895	2/1915	Kahn	.....	40/21 C
1,209,017	12/1916	Pearson	.....	D2/426 X
3,969,836	7/1920	Du Bois	.....	40/21 C
4,209,117	6/1980	Corinaldi et al.	.....	224/163 X

OTHER PUBLICATIONS

Tandy Leather Company Catalog, p. 54-4 Buckle Back Ring & Hook.

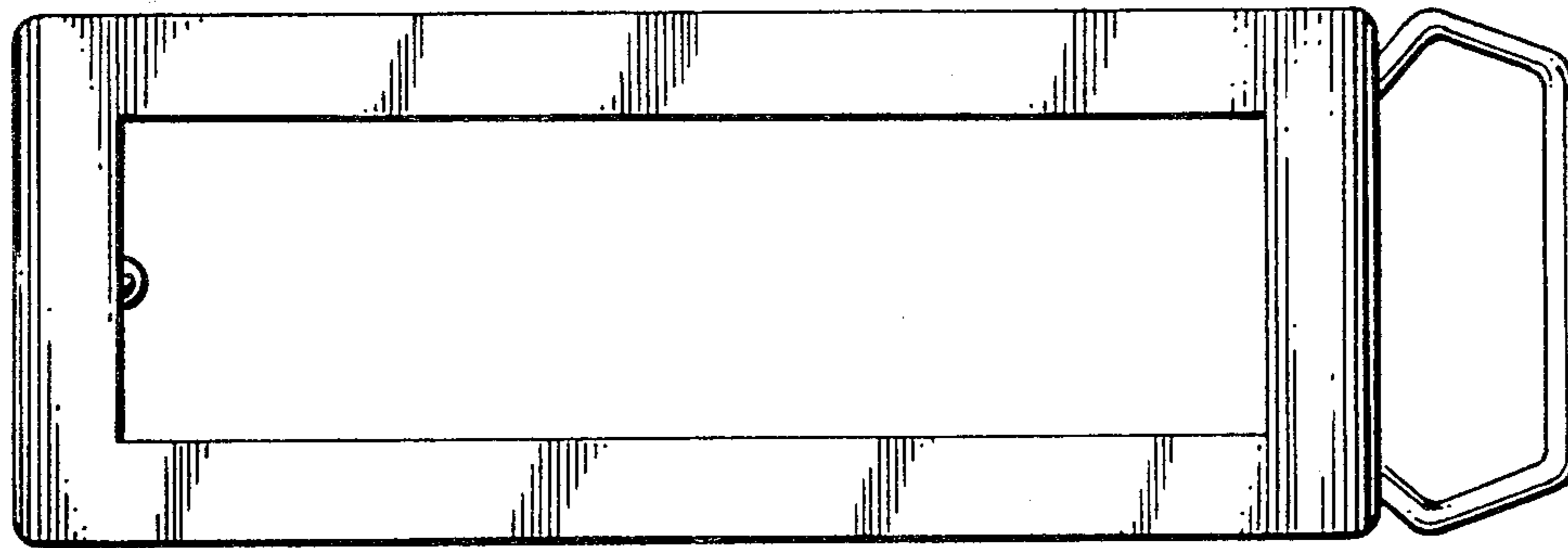
Primary Examiner—Melvin B. Feifer  
Assistant Examiner—Theodore M. Shooman  
Attorney, Agent, or Firm—Georges A. Maxwell

[57] CLAIM

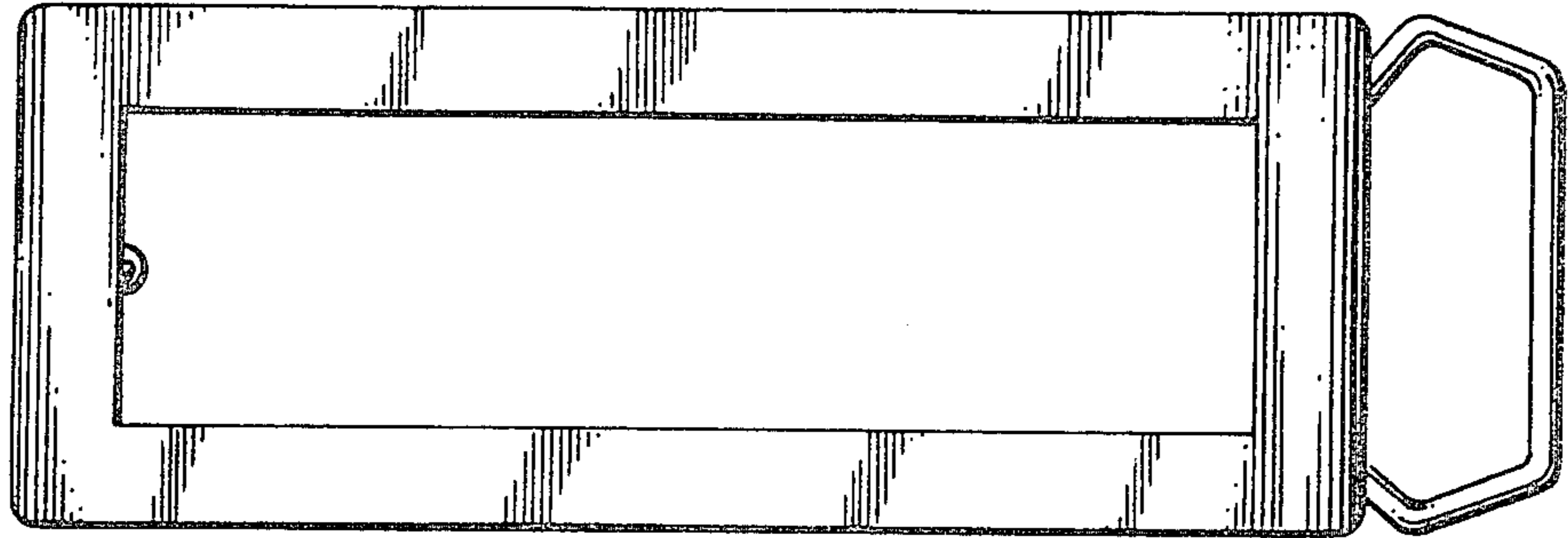
The ornamental design for a frame belt buckle, as shown and described.

DESCRIPTION

FIG. 1 is a front elevational view of a belt buckle showing my new design;  
FIG. 2 is a top plan view thereof;  
FIG. 3 is a rear elevational view thereof;  
FIG. 4 is an end elevational view thereof;  
FIG. 5 is an elevation as seen from the opposite end of FIG. 4; and  
FIG. 6 is a front perspective view thereof.  
The broken lines are shown for illustrative purposes only.  
The belt buckle design is dominated by an elongate, rectangular open frame which, in use, receives and carries one or a plurality of objects for display.



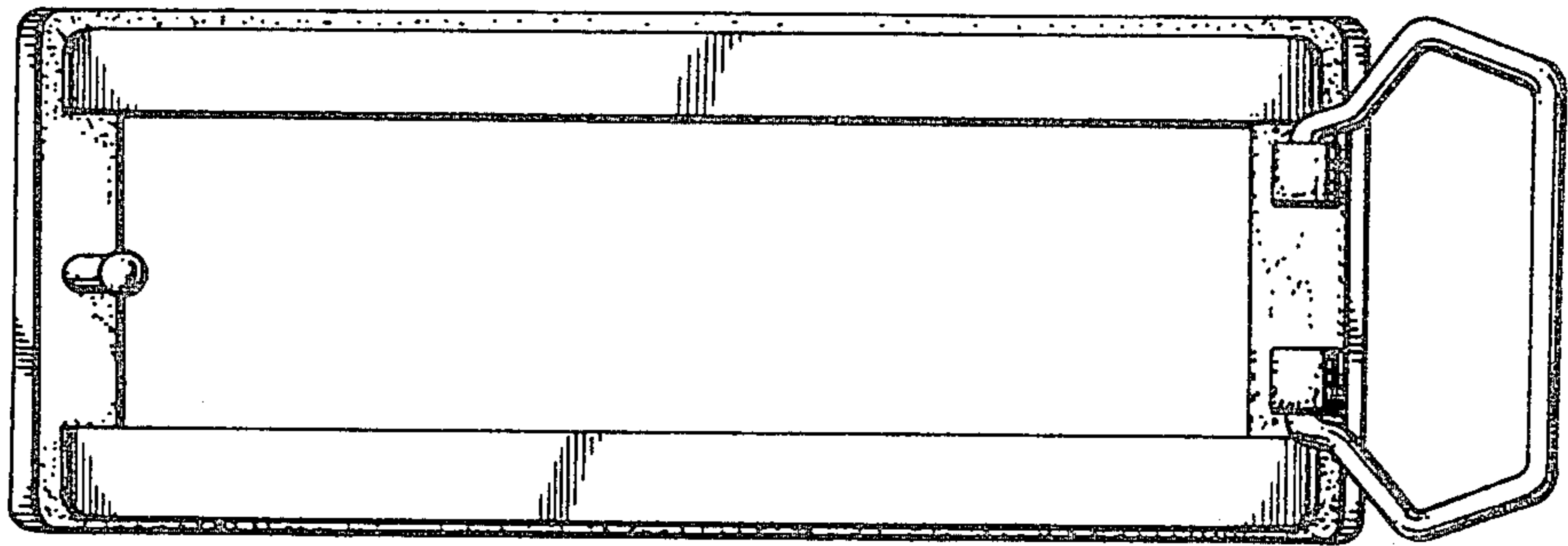
*Fig. 1.*



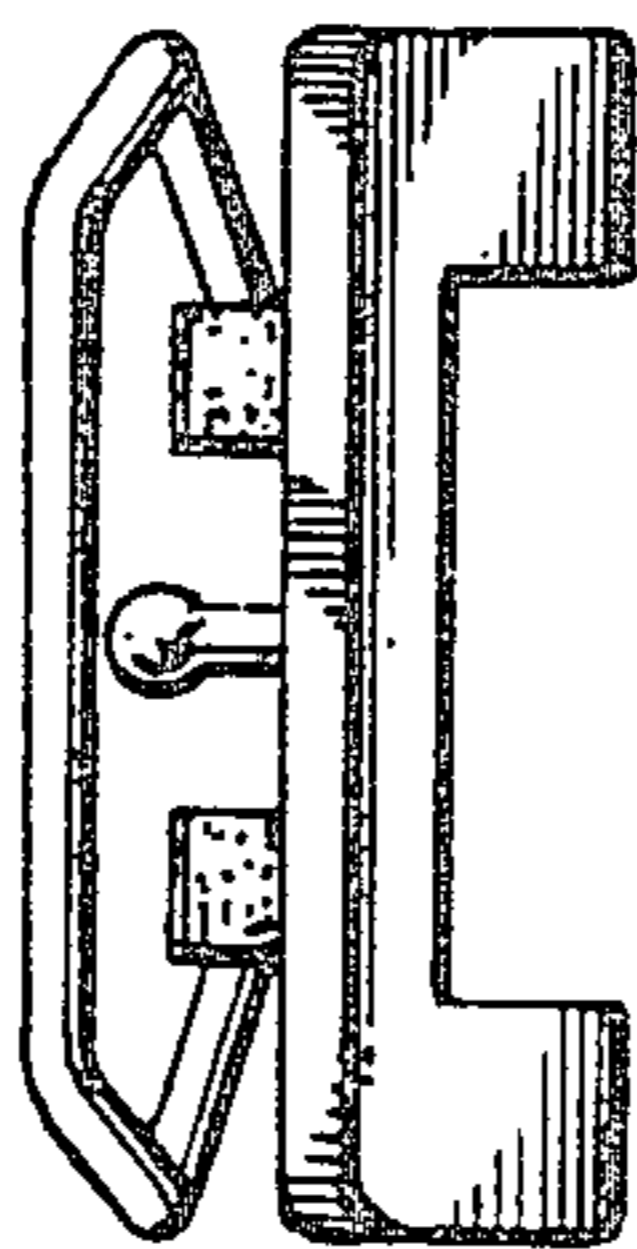
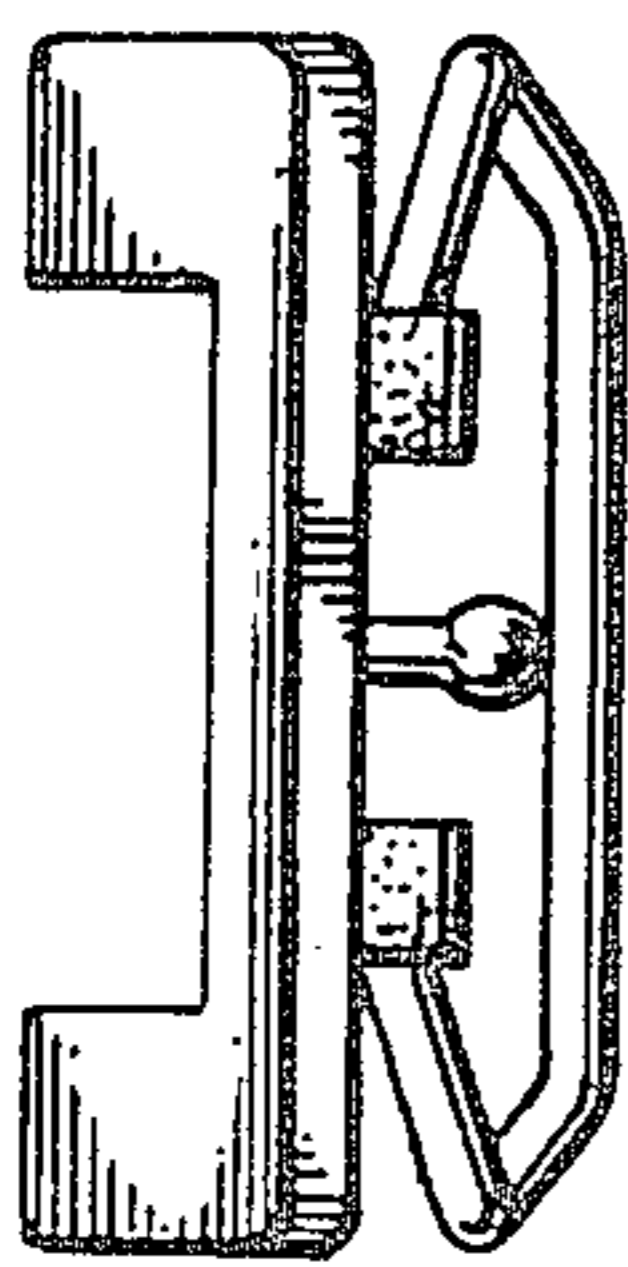
*Fig. 2.*



*Fig. 3.*



*Fig. 4. Fig. 5.*



*Fig. 6.*

