

[54] COSMETIC COMPACT

[76] Inventor: Murray Nadel, 433 Beechmont Dr., New Rochelle, N.Y. 10804

[\*\*] Term: 14 Years

[21] Appl. No.: 423,551

[22] Filed: Sep. 27, 1982

[52] U.S. Cl. .... D28/83; D9/423

[58] Field of Search ..... D28/65-69, D28/72-85, 91, 91.1, 89; D3/39; D9/341, 403, 413, 420, 423; 132/79 R, 79 A, 79 C, 79 F, 79 G, 82 R, 82 A, 82 D, 82 F, 83 R, 83 B, DIG. 2, 83 D-83 F; 220/337, 338, DIG. 26; 362/136, 137; 206/823, 235, 581, 38

[56] References Cited

U.S. PATENT DOCUMENTS

- D. 144,743 5/1946 Sussman ..... D9/423
- D. 270,387 8/1983 Rutherford ..... D28/83
- 2,163,429 6/1939 Kaplan et al. .... D28/82 X

Primary Examiner—Louis S. Zarfes  
Attorney, Agent, or Firm—H. Gibner Lehmann; K. Gibner Lehmann

[57] CLAIM

The ornamental design for a cosmetic compact, as shown and described.

DESCRIPTION

FIG. 1 is a top plan view of a cosmetic compact showing my new design.

FIG. 2 is a bottom plan view of the compact.

FIG. 3 is a front elevation of the compact.

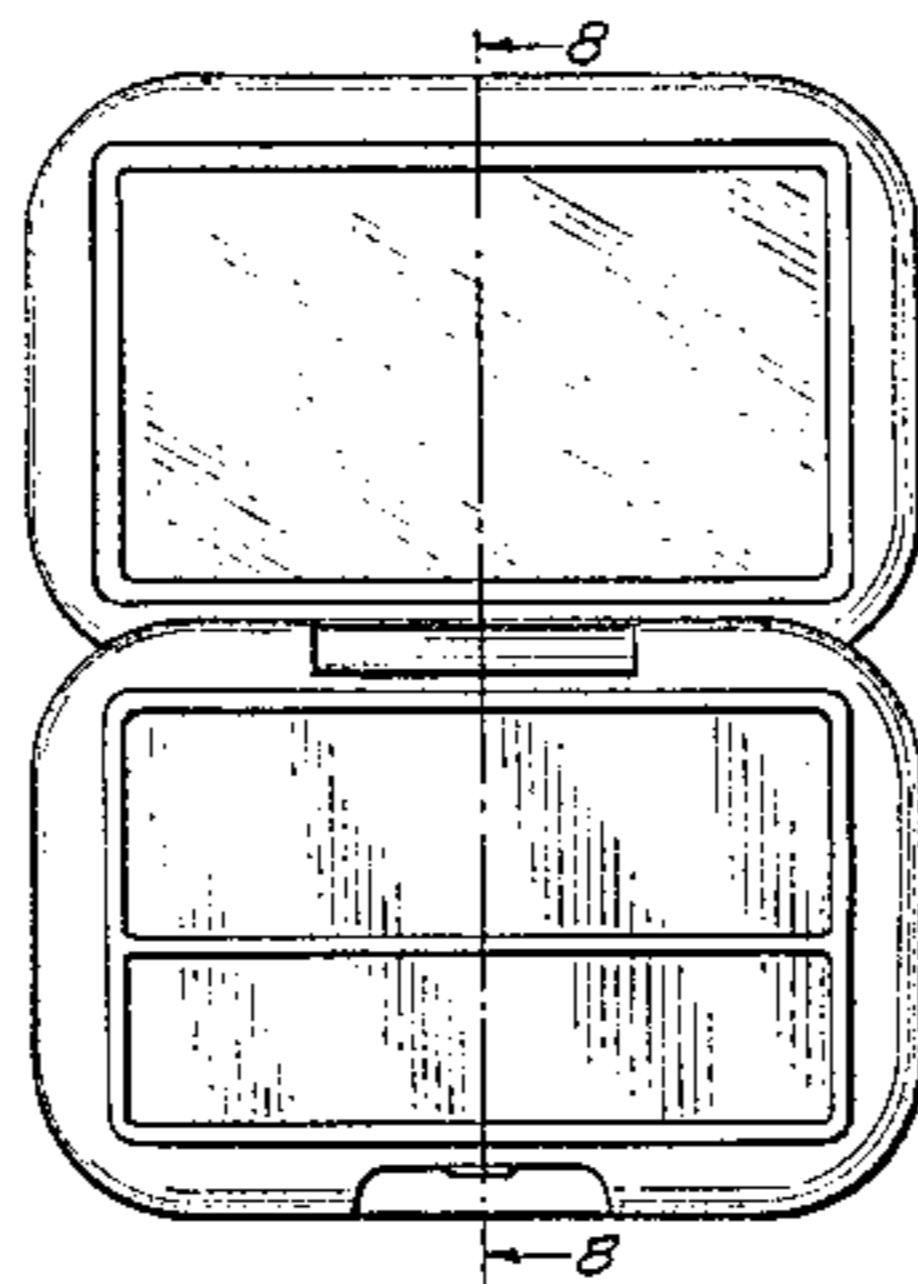
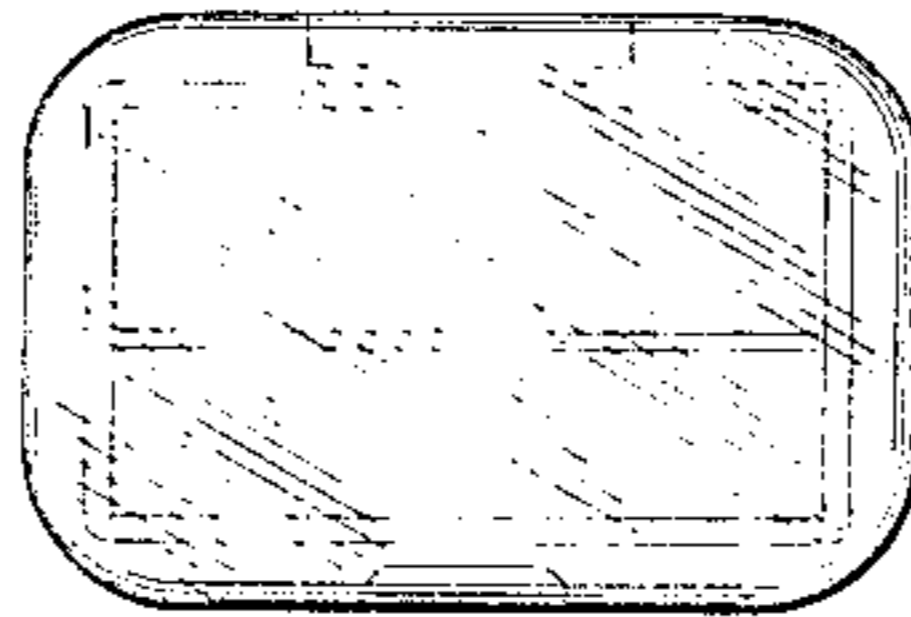
FIG. 4 is a rear elevation of the compact.

FIG. 5 is a left end elevation of the compact, the right end elevation being a mirror image thereof.

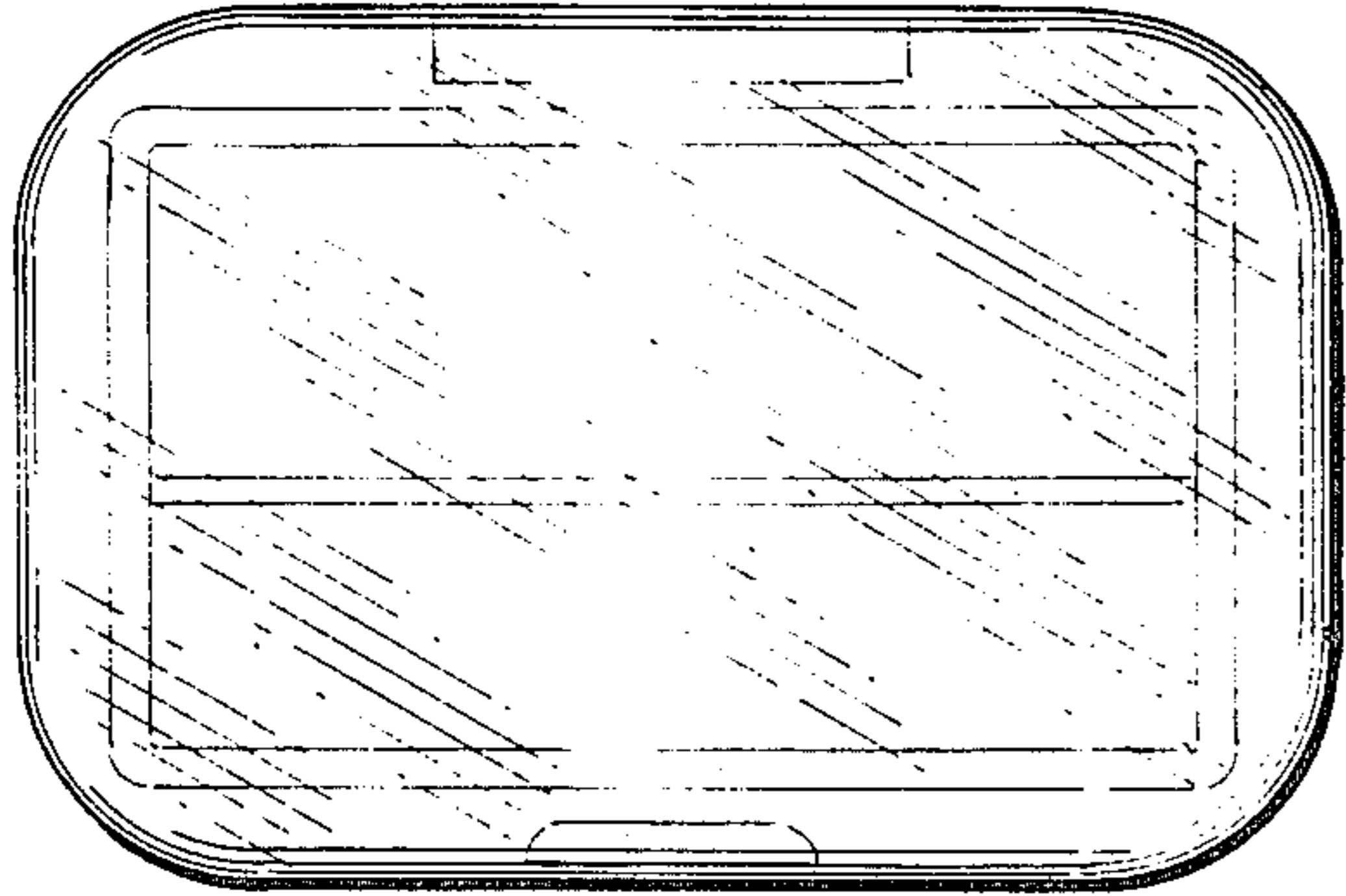
FIG. 6 is a top plan view of the compact, with its casing parts shown in the open position.

FIG. 7 is a bottom plan view, with the casing parts shown open.


FIG. 8 is a section taken on the line 8—8 of FIG. 6.




*Fig. 1*




*Fig. 2*




*Fig. 3*



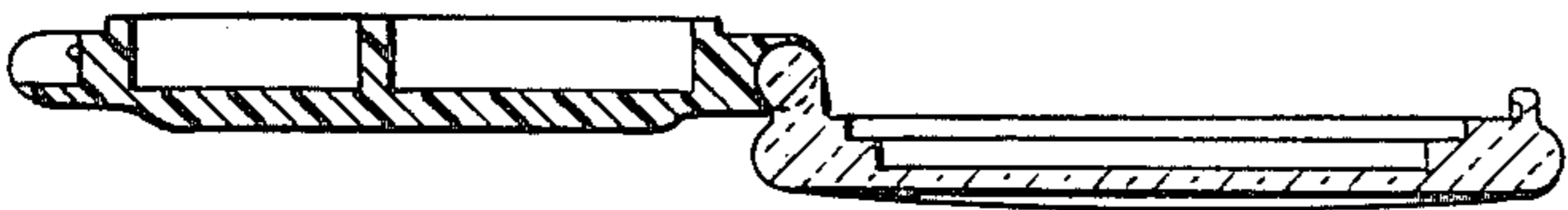
*Fig. 4*




*Fig. 5*



*Fig. 8*



*Fig. 6*



*Fig. 7*

