

[54] SURGICAL STAPLER

[76] Inventors: Joseph W. Blake, III, 88 Main St., New Canaan, Conn. 06840; Jack W. Kaufman, 357 Frankel Blvd., Merrick, N.Y. 11566

[**] Term: 14 Years

[21] Appl. No.: 374,691

[22] Filed: May 4, 1982

[52] U.S. Cl. D24/26

[58] Field of Search D24/26, 8, 27; 128/305, 128/334 R, 335, 337; 227/19, 76, 110, 120, 129, 156, 127, 134, DIG. 1; D8/49, 50, 51; 72/410

[56] References Cited

U.S. PATENT DOCUMENTS

| | | | |
|------------|---------|--------------------|---------|
| D. 271,332 | 11/1983 | Green et al. | D8/49 |
| D. 273,130 | 3/1984 | Green et al. | D24/26 |
| 3,675,688 | 7/1972 | Bryan et al. | 128/305 |
| 3,819,100 | 6/1974 | Noiles et al. | 227/19 |

FOREIGN PATENT DOCUMENTS

2646696 4/1976 Fed. Rep. of Germany ... 128/334 R
WO80/00230 2/1980 PCT Int'l Appl. 227/19

Primary Examiner—Wallace R. Burke
Assistant Examiner—Suzanne N. Gitlin
Attorney, Agent, or Firm—Lackebach, Siegel,
Marzullo, Presta & Aronson

[57] CLAIM

The ornamental design for a surgical stapler, substantially as shown.

DESCRIPTION

FIG. 1 is a top plan view of a surgical stapler showing our new design;
FIG. 2 is a side elevational view, the opposite side being a mirror image thereof;
FIG. 3 is a front end elevational view thereof;
FIG. 4 is a rear end elevational view thereof;
FIG. 5 is a bottom plan view thereof.

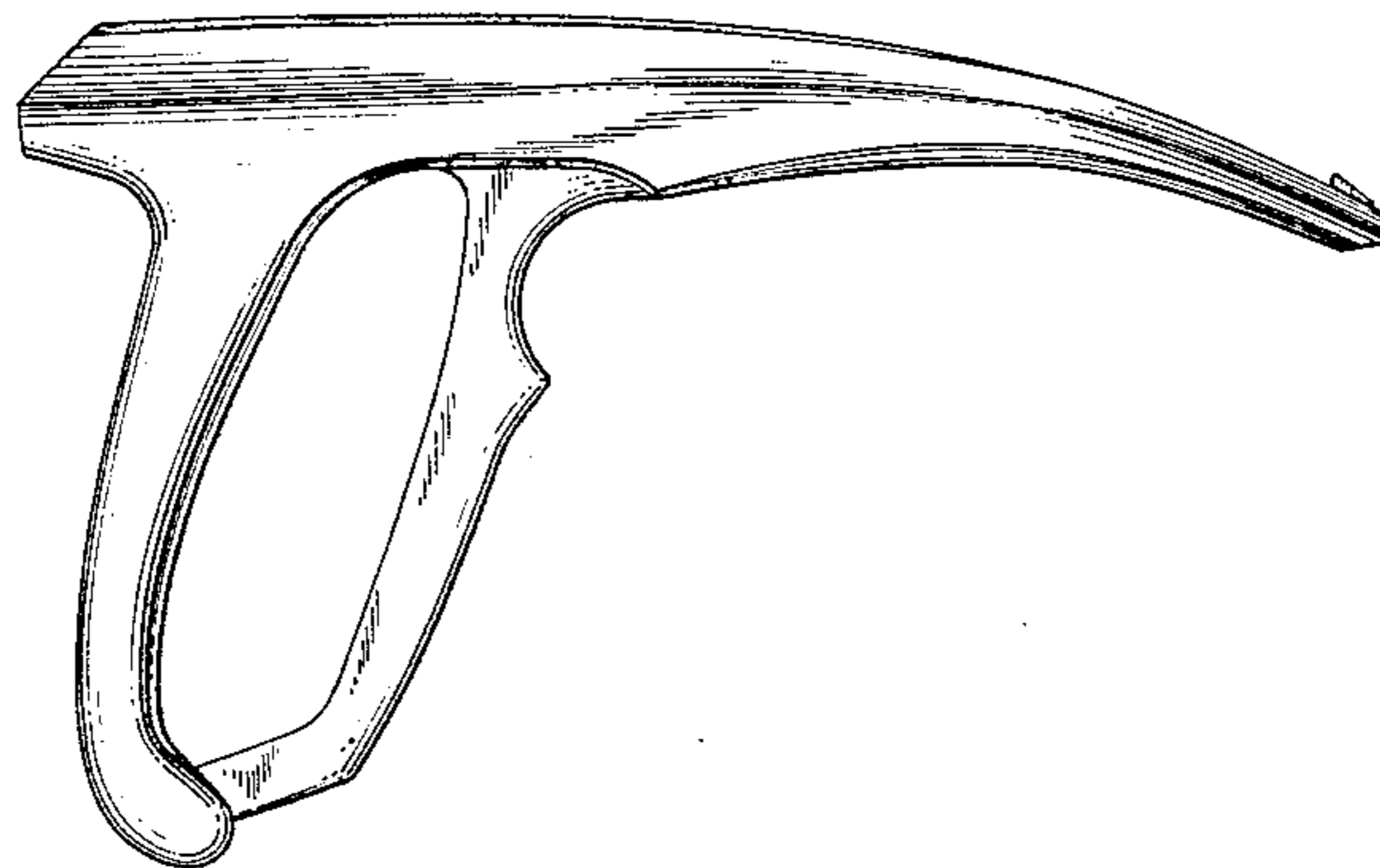


FIG. 1

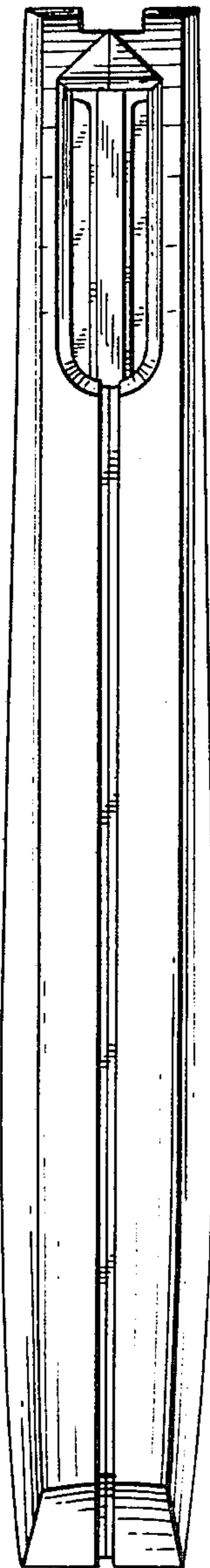


FIG. 2

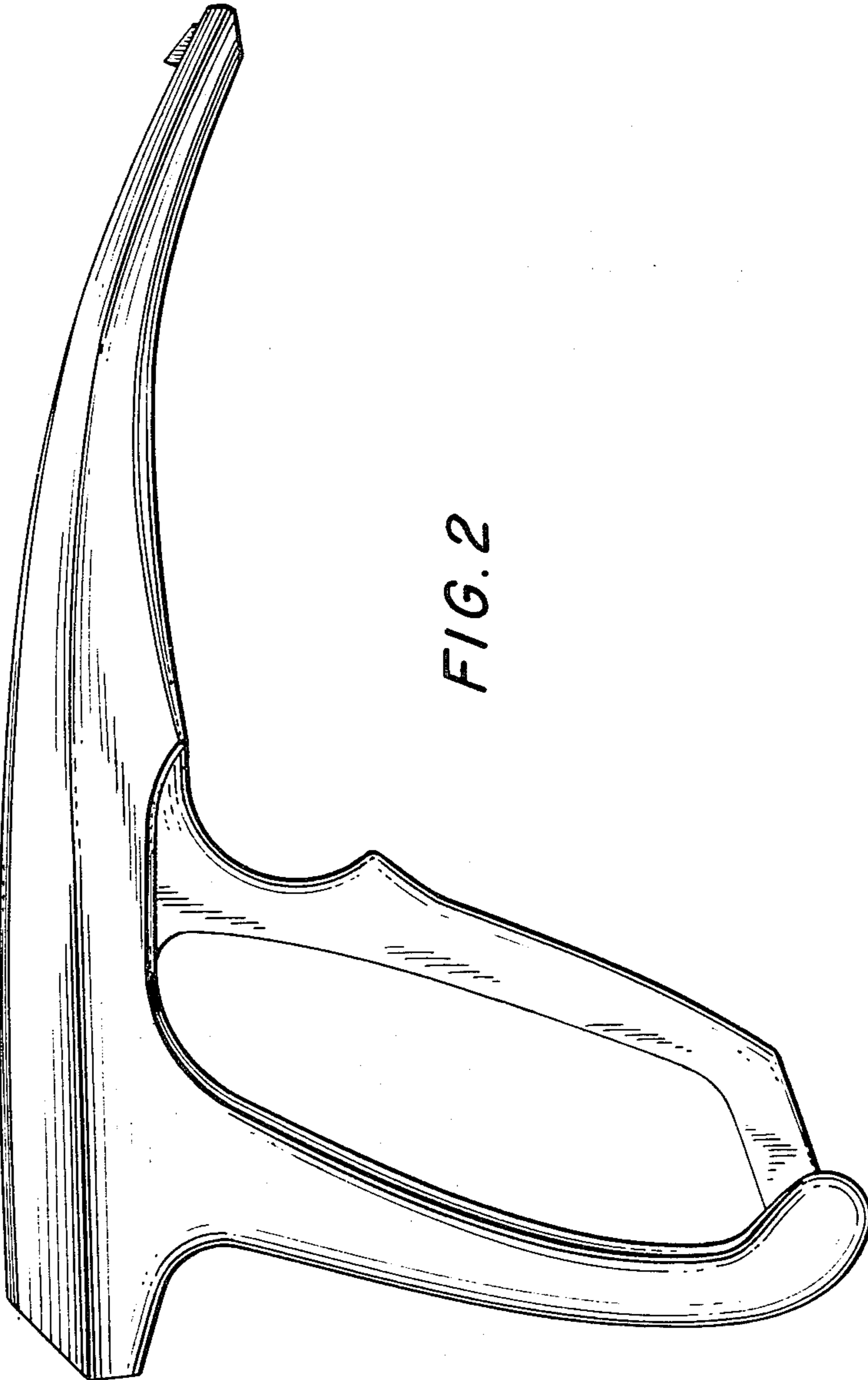


FIG. 3

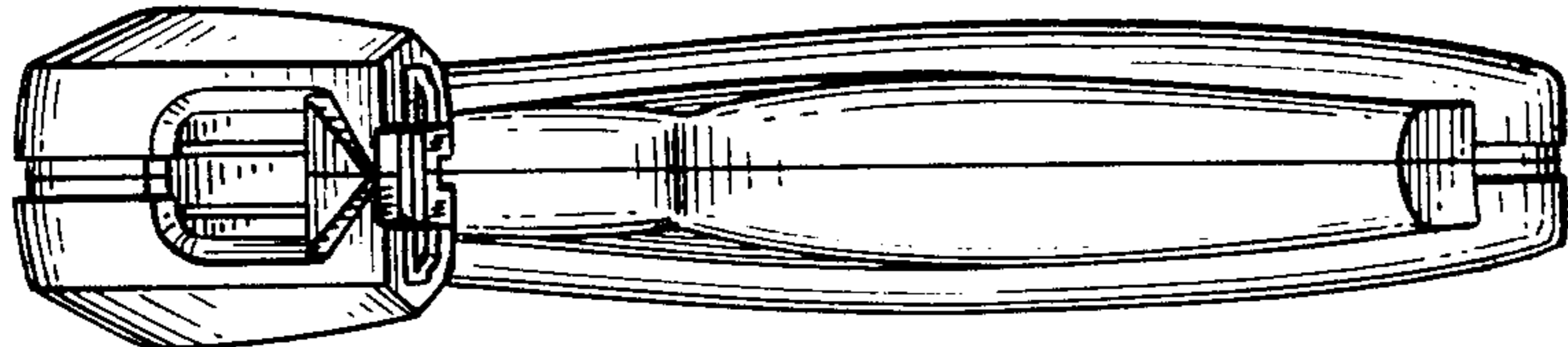


FIG. 4

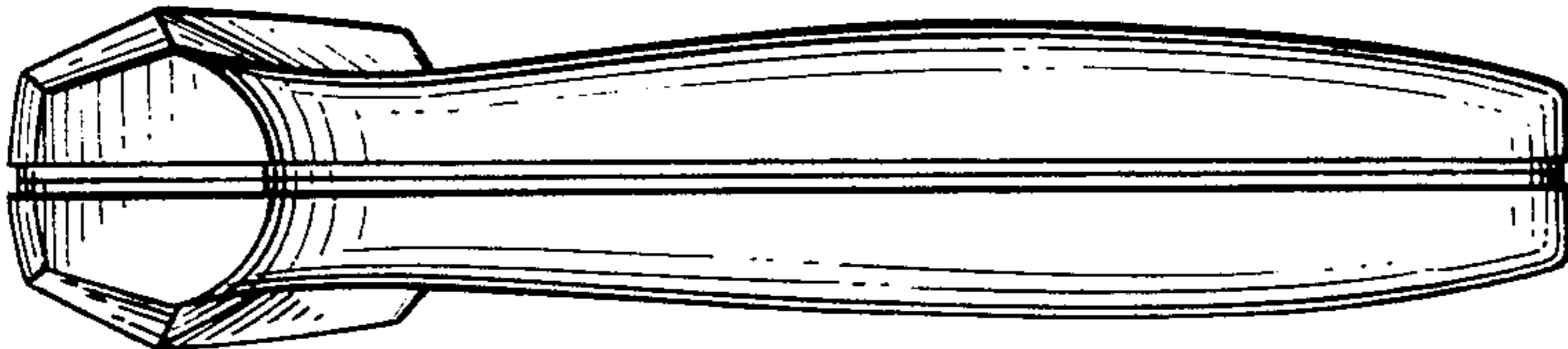


FIG. 5

