

[54] JAW PLATE FOR A LOCKING DEVICE FOR AN END CLAMP FOR METAL WIRES

[75] Inventor: Esko M. Tolkko, Porvoo, Finland

[73] Assignee: Oy Ensto AB, Porvoo, Finland

[\*\*] Term: 14 Years

[21] Appl. No.: 408,882

[22] Filed: Aug. 17, 1982

[52] U.S. Cl. .... D8/396; D8/394

[58] Field of Search ..... D8/349, 354-356, D8/394-396; 24/117, 132 R, 136 R, 122.6, 335, DIG. 22; 248/68.1, 74.1; 403/211

[56] References Cited

U.S. PATENT DOCUMENTS

- 2,337,895 12/1943 Jaszczak ..... 403/211
- 2,828,147 3/1958 Peiffer ..... 16/2
- 4,209,661 6/1980 Pate et al. .... 24/136 R

4,295,749 10/1981 McBride ..... 403/211

Primary Examiner—B. J. Bullock

Attorney, Agent, or Firm—Fleit, Jacobson, Cohn & Price

[57] CLAIM

The ornamental design for jaw plate for a locking device for an end clamp for metal wires, as shown and described.

DESCRIPTION

FIG. 1 is a front perspective view of a jaw plate for a locking device for an end clamp for metal wires showing my new design;

FIG. 2 is a rear perspective view;

FIG. 3 is a rear view;


FIG. 4 is a side view;

FIG. 5 is a front view;

FIG. 6 is an end view taken from the left of FIG. 4;

FIG. 7 is an end view taken from the right of FIG. 4;

FIG. 8 is a sectional view taken on line VIII—VIII of FIG. 3.



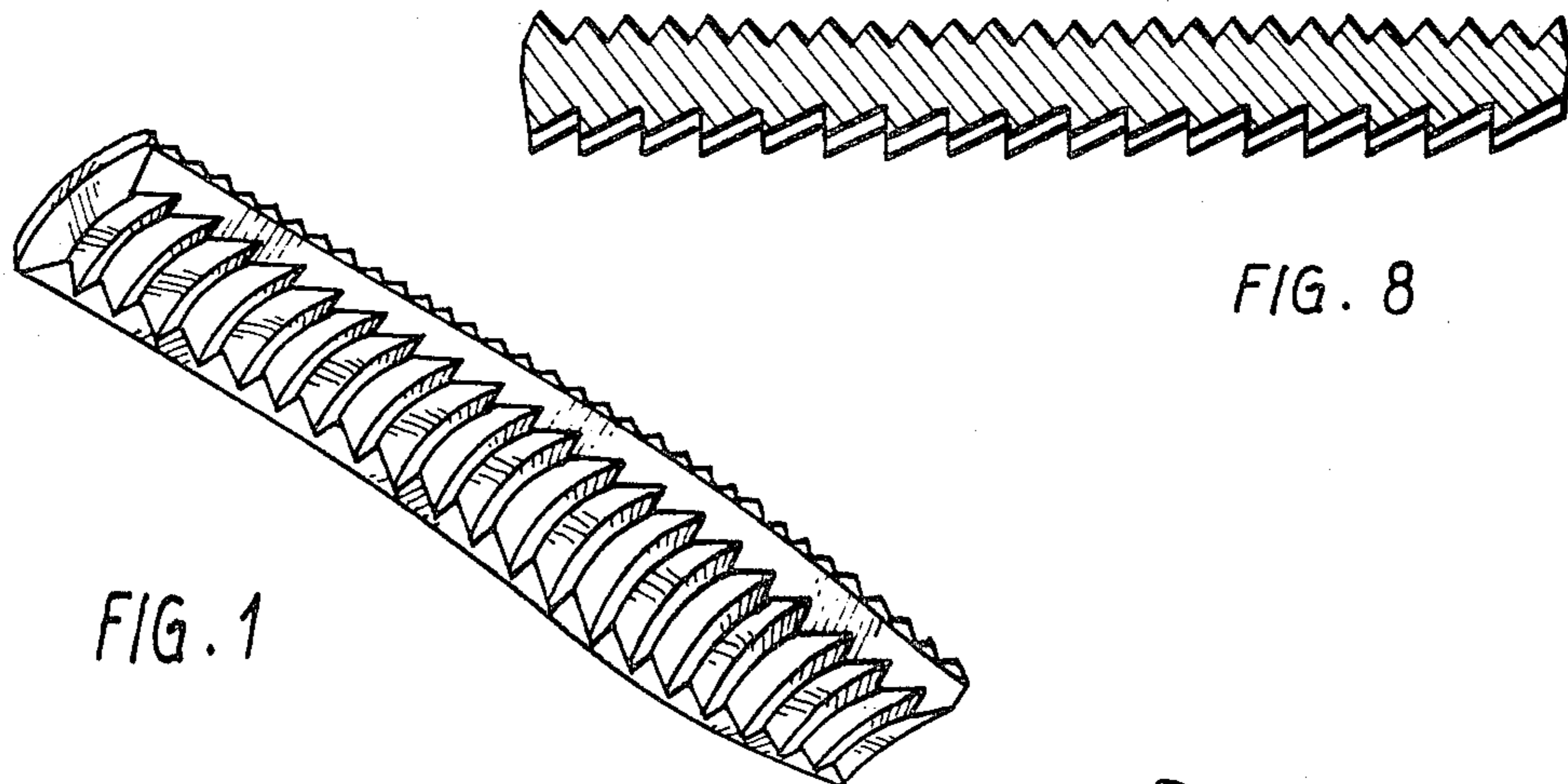


FIG. 1

FIG. 8

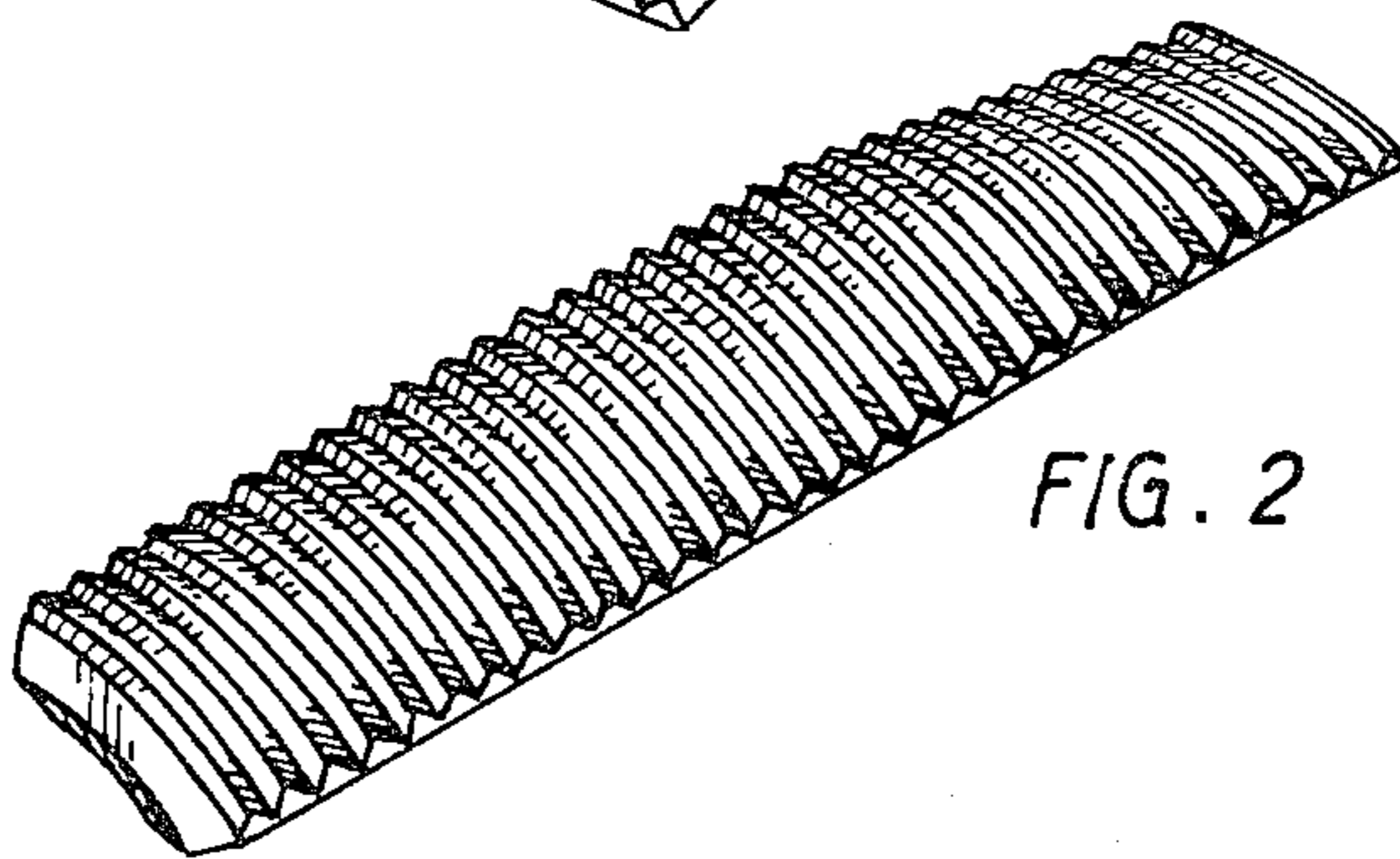


FIG. 2

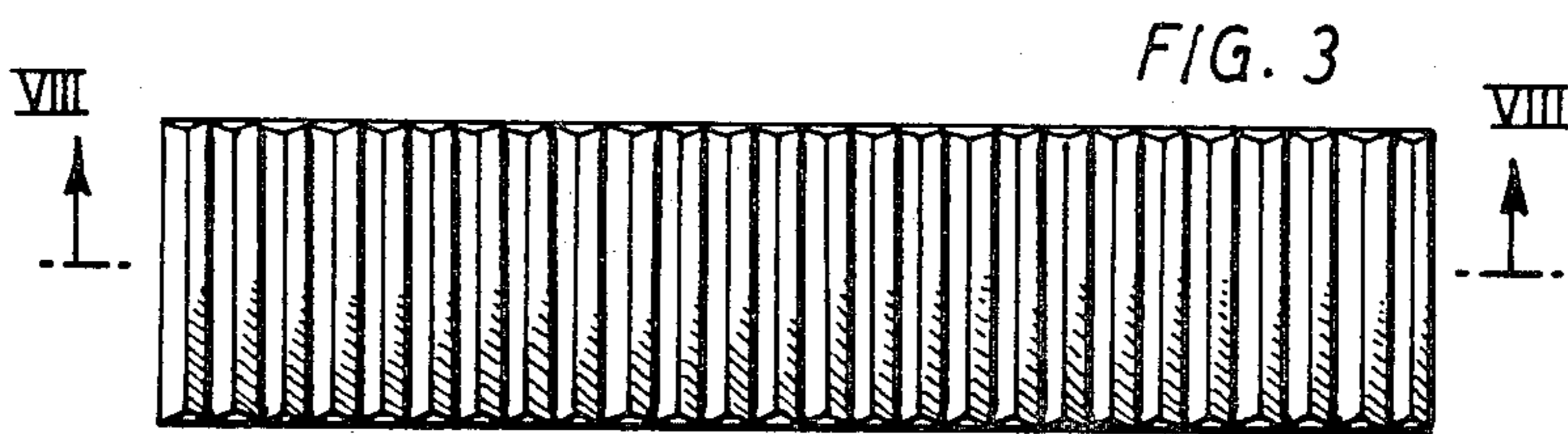


FIG. 3



FIG. 6



FIG. 4



FIG. 7

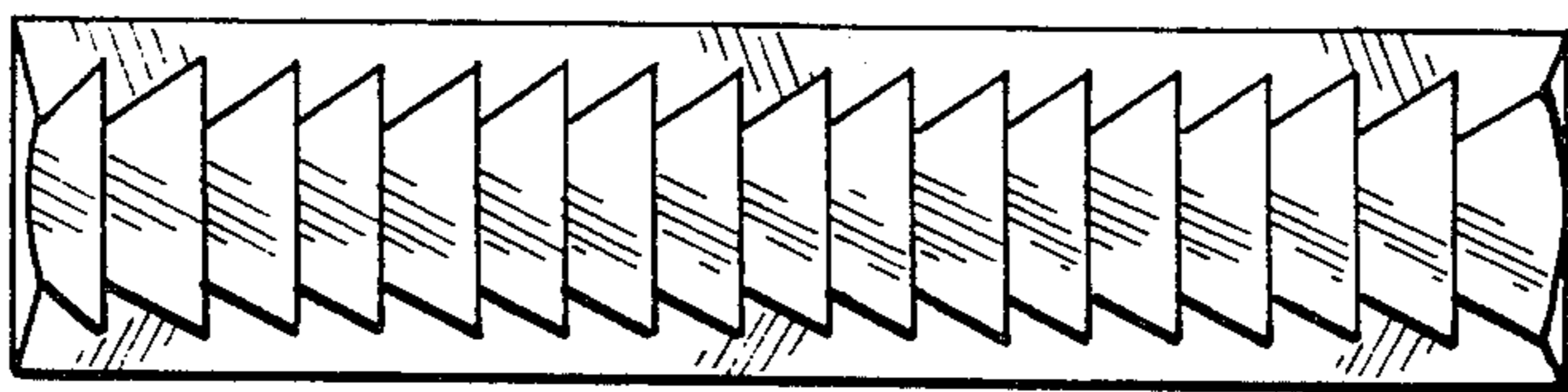


FIG. 5