

[54] ESCUTCHEON

[75] Inventor: Raymond U. H. Tegner, Lodi, Wis.

[73] Assignee: Amerock Corporation, Rockford, Ill.

[**] Term: 14 Years

[21] Appl. No.: 417,126

[22] Filed: Sep. 13, 1982

[52] U.S. Cl. D8/351; D8/353

[58] Field of Search D8/351, 353, 350; D7/1; D20/11; 174/66

[56] References Cited

U.S. PATENT DOCUMENTS

D. 6,636	5/1873	McKee	D7/1
D. 31,911	11/1899	Reed	D8/351
D. 236,947	9/1975	Palm, Jr.	D8/350
D. 237,043	10/1975	Mori	D8/351
D. 259,691	6/1981	Hora	D20/11
D. 268,246	3/1983	Tegner	D8/351

Primary Examiner—B. J. Bullock

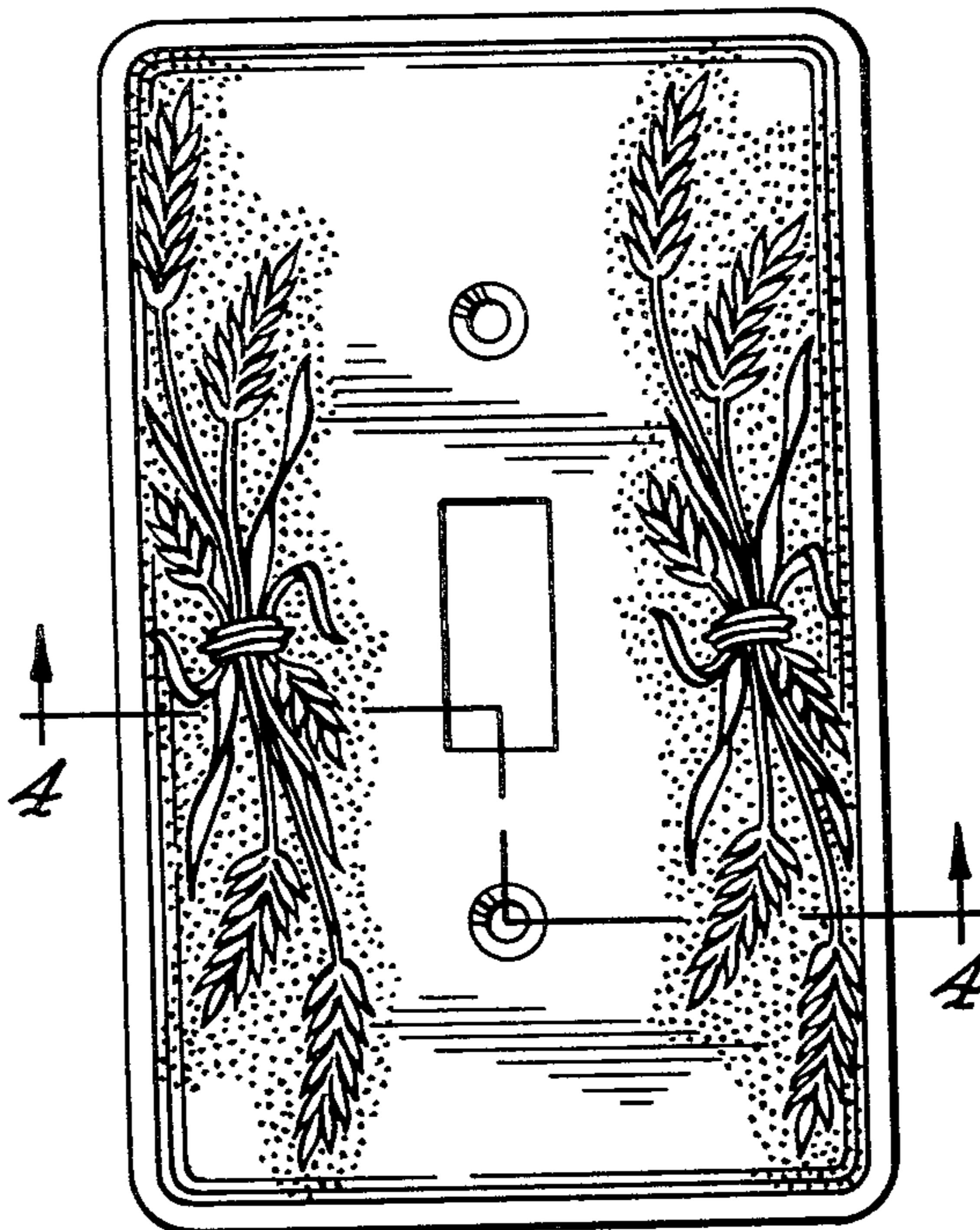
Attorney, Agent, or Firm—Leydig, Voit, Osann, Mayer & Holt, Ltd.

[57] CLAIM

The ornamental design for an escutcheon, as shown and described.

DESCRIPTION

FIG. 1 is a front view of an escutcheon incorporating my new design and embodied in a single switch plate; FIG. 2 is a side view taken from the right of FIG. 1; FIG. 3 is a bottom view of FIG. 1; FIG. 4 is a sectional view taken in the direction of the arrows on line 4—4 of FIG. 1; FIG. 5 is a front view of an escutcheon incorporating my new design and embodied in a receptacle plate. FIG. 6 is a side view taken from the right of FIG. 5. FIG. 7 is a front view of an escutcheon incorporating my new design and embodied in a combination switch and receptacle plate. FIG. 8 is a side view taken from the right of FIG. 7. The rear of the escutcheon is unornamented.



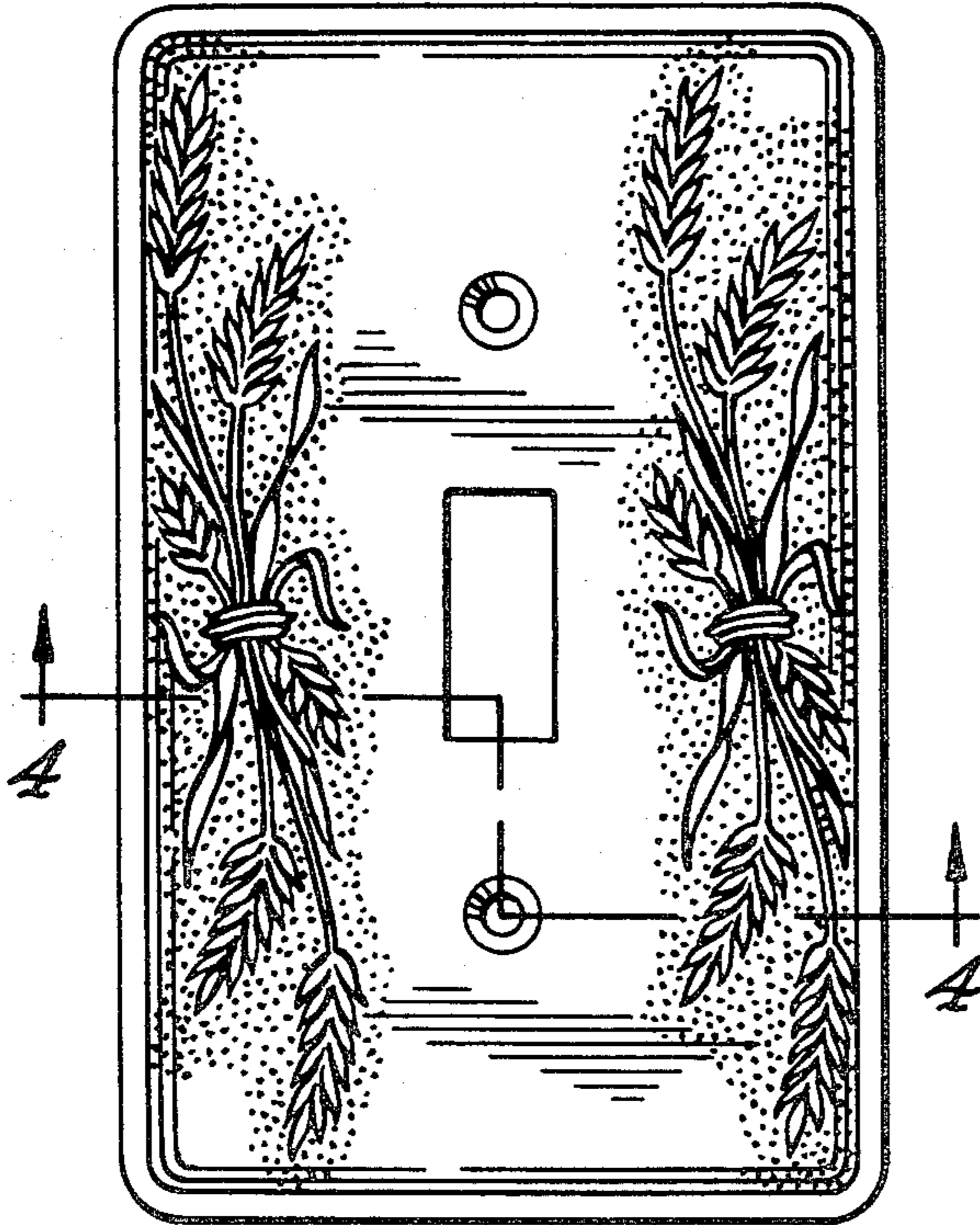


FIG. 1.



FIG. 2.



FIG. 3.





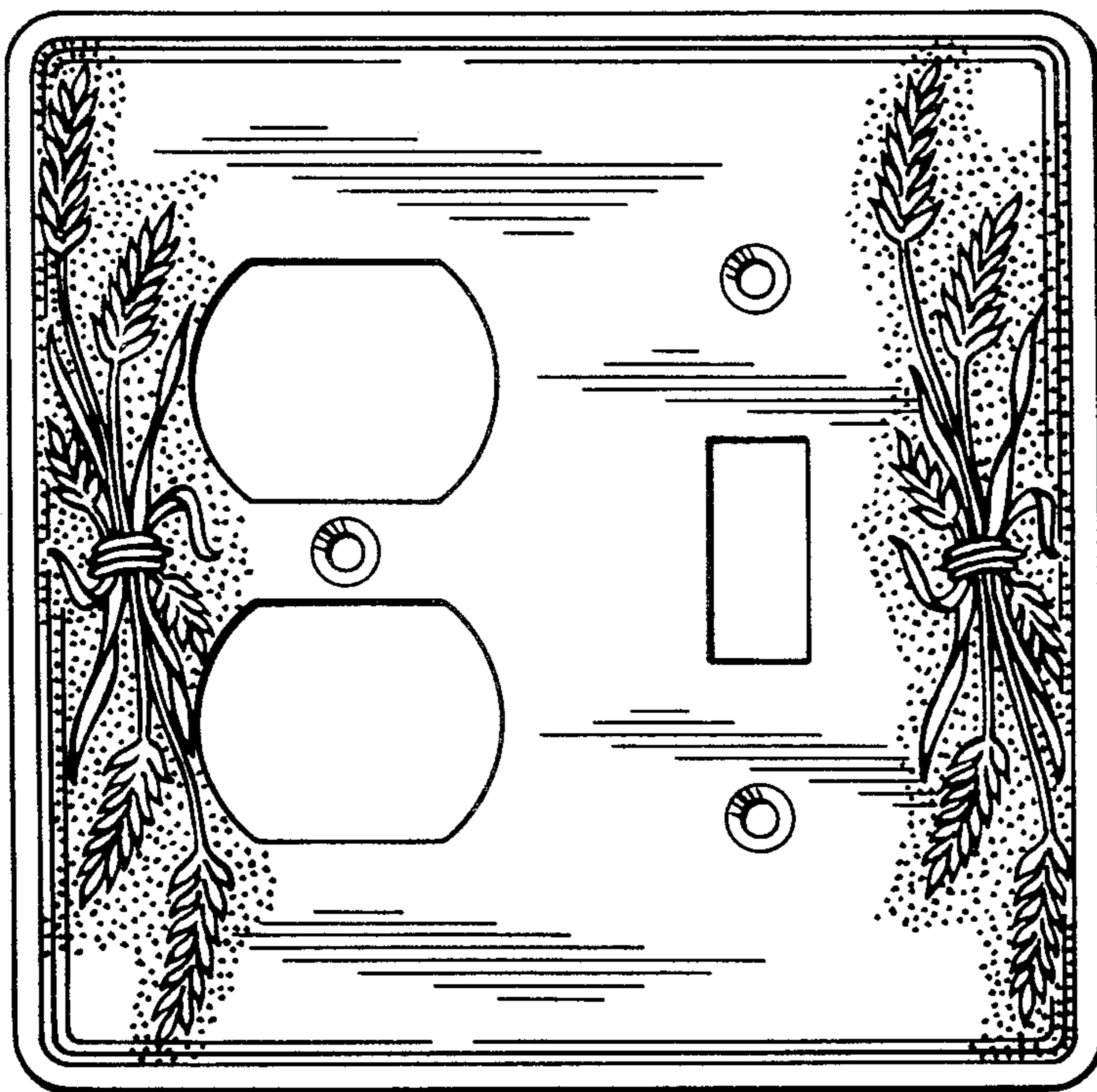
FIG. 4.



—fig. 5.



—fig. 6.



—fig. 7.



—fig. 8.