

[54] **COMBINED PUMP AND TELESCOPIC SUPPORT POLE**

[75] **Inventor: Anthony P. Smallhorn, Hitchin, England**

[73] **Assignee: Peritronic Medical Industries, plc, London, England**

[\*\*] **Term: 14 Years**

[21] **Appl. No.: 523,805**

[22] **Filed: Aug. 16, 1983**

[30] **Foreign Application Priority Data**

Feb. 21, 1983 [GB] United Kingdom ..... 1011539

[52] **U.S. Cl. .... D24/8**

[58] **Field of Search ..... 222/77; 604/4-6, 604/65-67, 151, 153; D24/1.1, 8, 17, 21, 99**

[56] **References Cited**

**U.S. PATENT DOCUMENTS**

D. 263,995 4/1982 Steele ..... D24/1.1

D. 264,878	6/1982	Landau .....	D24/21
D. 268,284	3/1983	Manno et al. ....	D24/8
3,960,224	6/1976	Silvers .....	604/245 X
3,985,133	10/1976	Jenkins et al. ....	604/152 X
4,095,658	6/1978	Kendall et al. ....	604/245 X
4,267,837	5/1981	Purdy .....	604/245 X
4,396,385	8/1983	Kelly et al. ....	604/152

*Primary Examiner*—A. Hugo Word


*Attorney, Agent, or Firm*—Biebel, French & Nauman

[57] **CLAIM**

The ornamental design for a combined pump and telescopic support pole, as shown.

**DESCRIPTION**

FIG. 1 is a front elevational view of a combined pump and telescopic support pole showing my new design; FIG. 2 is a front perspective view thereof with the support pole extended; FIG. 3 is a side elevational view thereof with the support pole extended; FIG. 4 is a rear elevational view thereof, and FIG. 5 is a side elevational view thereof.



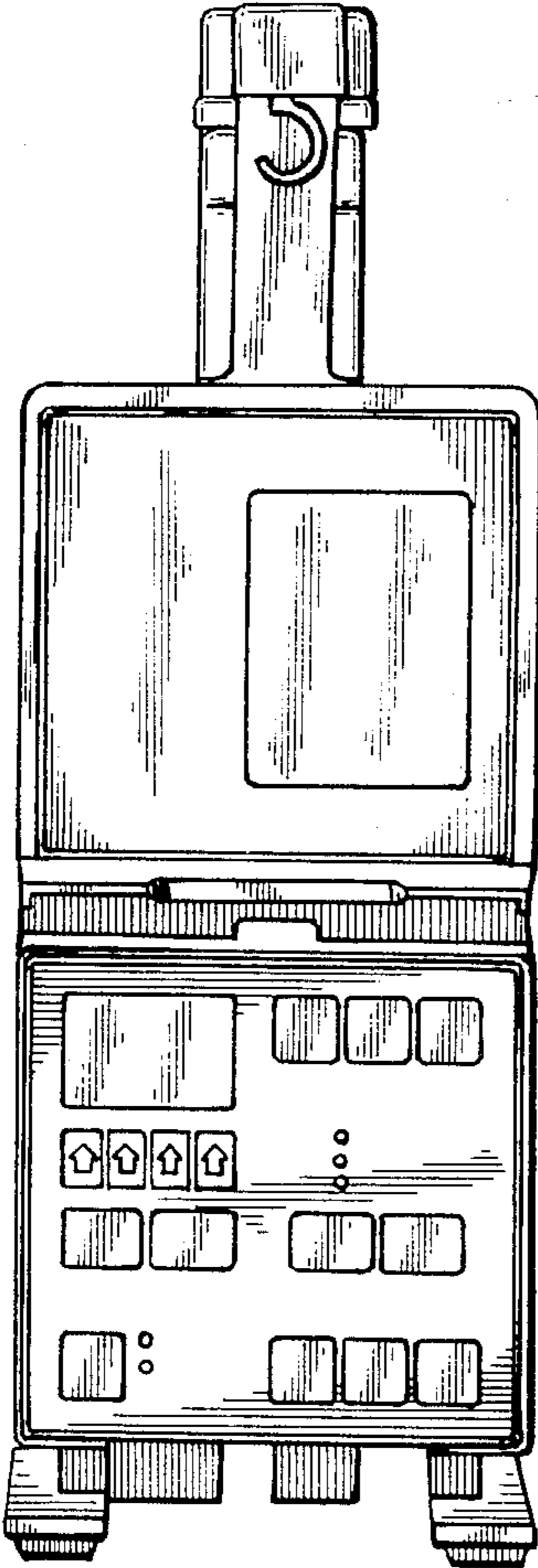


Fig. 1




Fig. 2

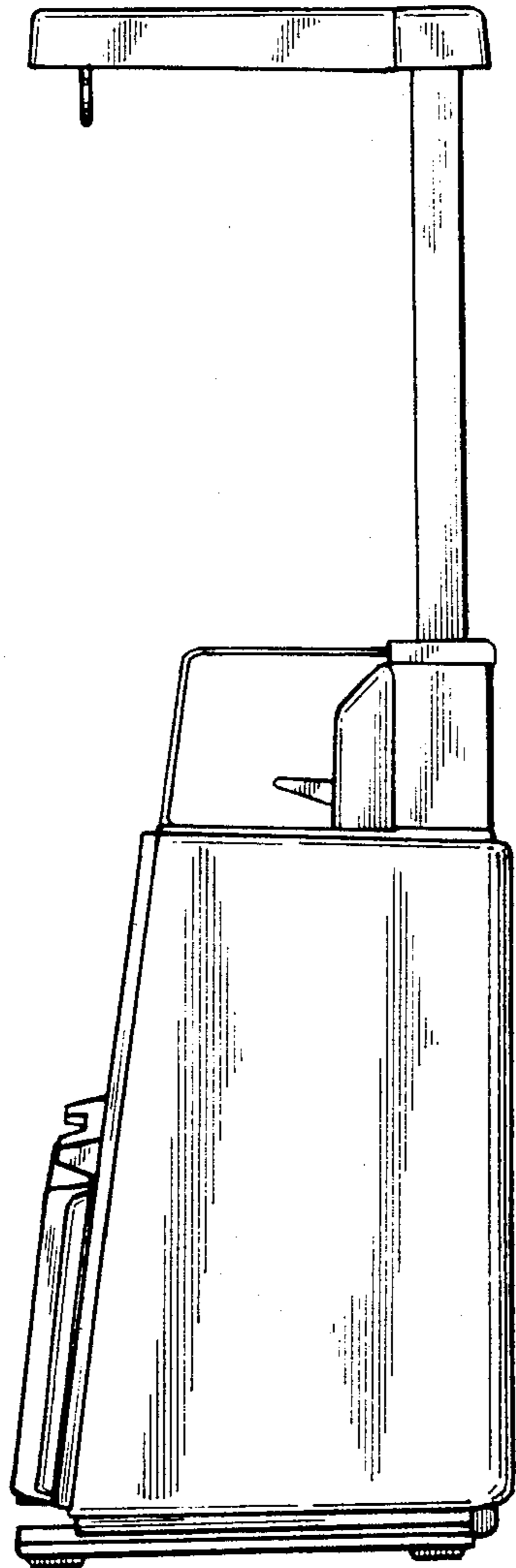


Fig. 3

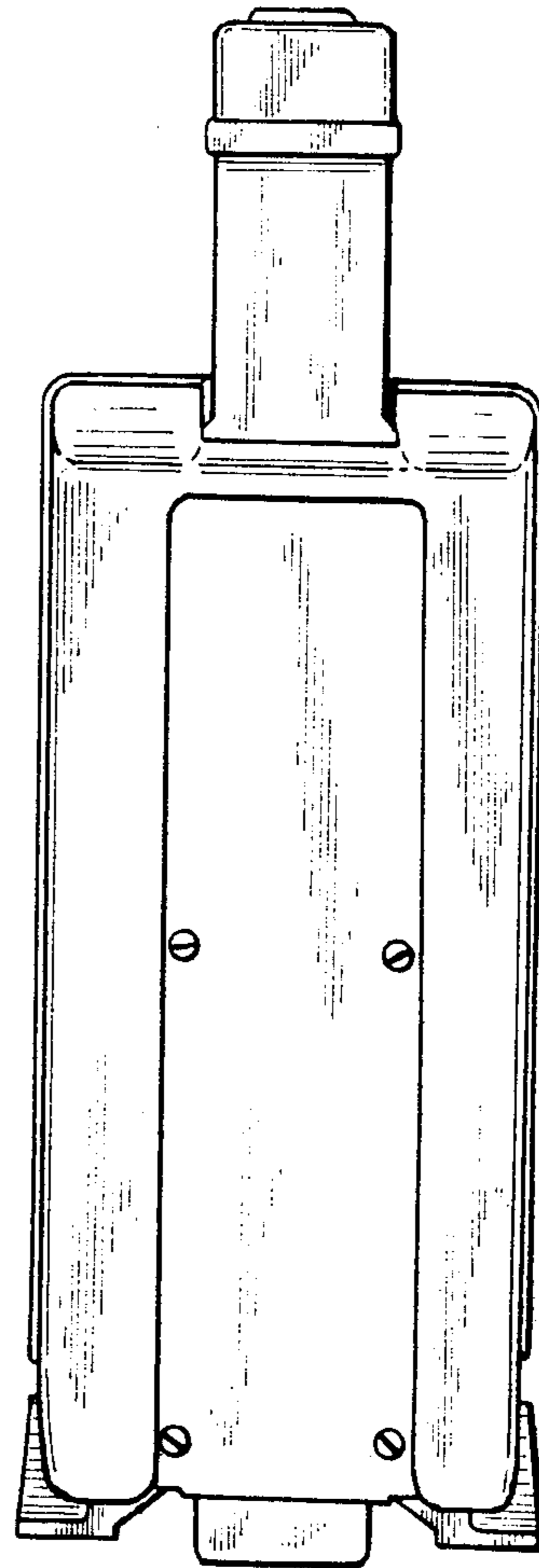


Fig. 4

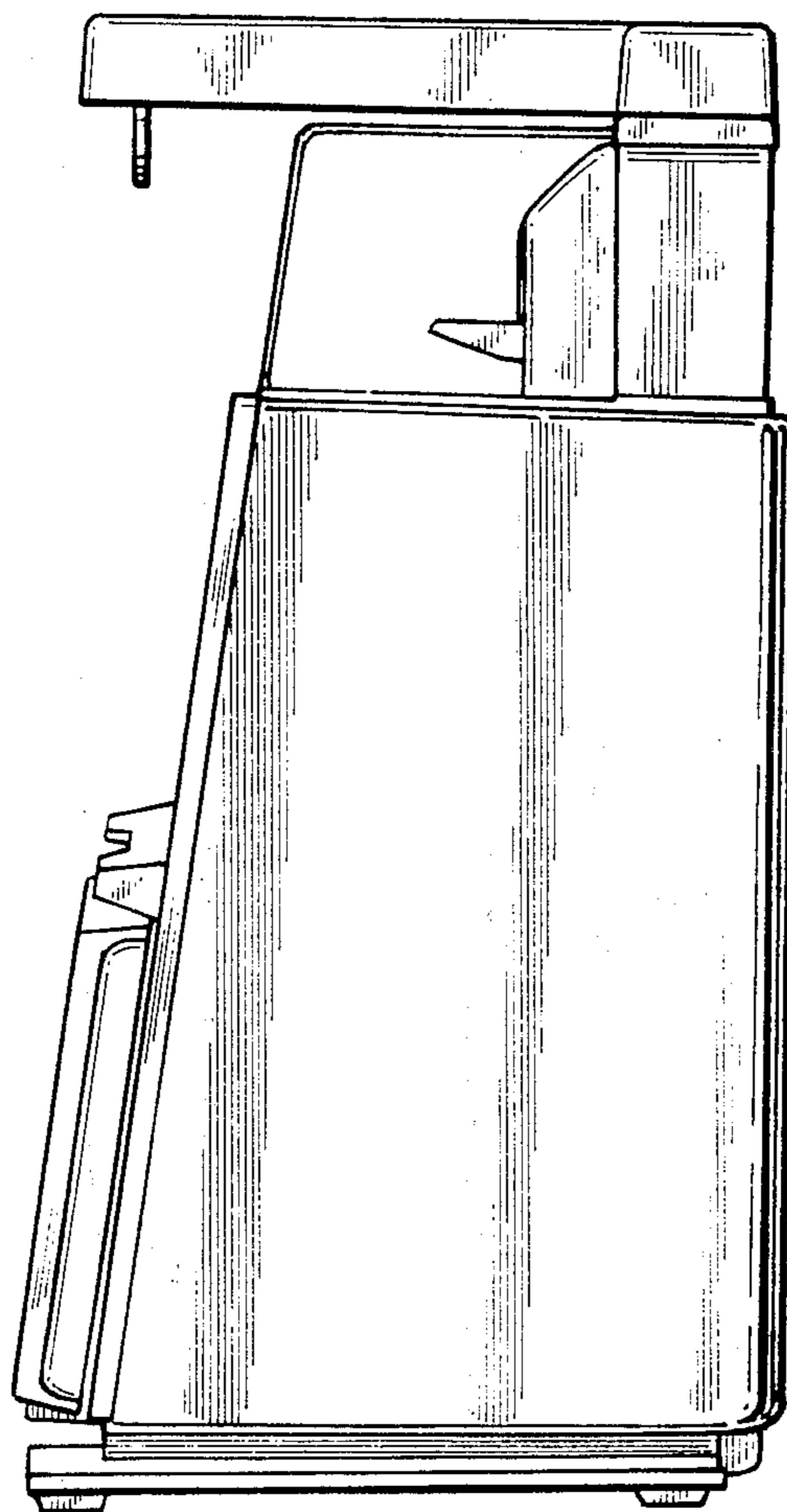


Fig. 5