

[54] MAGNETIC TAPE CASSETTE OR SIMILAR ARTICLE

4,248,345 2/1981 Bowers ..... 206/387  
4,382,523 5/1983 Sekine et al. .... 206/387 X

[75] Inventors: Emil Lohrer, Filderstadt; Guenter Hirsch, Koenigsbach-Stein; Hans J. Wolf, Sternenfels, all of Fed. Rep. of Germany

Primary Examiner—Jane E. Corrigan  
Attorney, Agent, or Firm—Keil & Witherspoon

[73] Assignee: BASF Aktiengesellschaft, Fed. Rep. of Germany

[57] CLAIM

The ornamental design for a magnetic tape cassette or similar article, substantially as shown and described.

[\*\*] Term: 14 Years

DESCRIPTION

[21] Appl. No.: 299,936

FIG. 1 is a front, top and left side perspective view of a magnetic tape cassette or similar article showing our new design;

[22] Filed: Sep. 8, 1981

FIG. 2 is a bottom plan view;

[52] U.S. Cl. .... D14/11

FIG. 3 is a rear elevational view;

[58] Field of Search ..... D14/11; 206/387

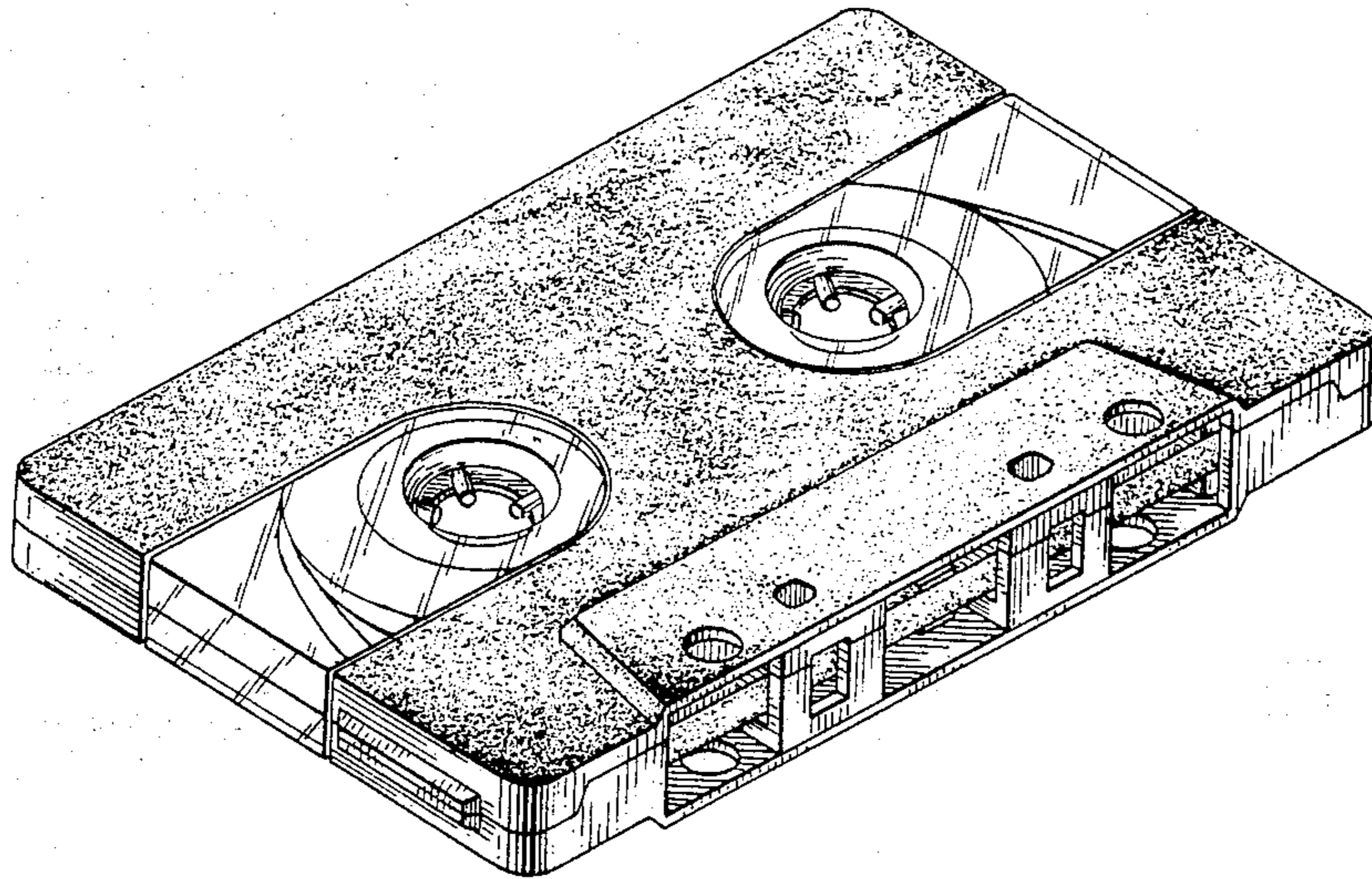
FIG. 4 is a top plan view of a modified form of a magnetic tape cassette showing our new design wherein the transparent and opaque portions of the band across the reels are reversed; and

[56] References Cited

U.S. PATENT DOCUMENTS

- D. 223,029 2/1972 Weiss ..... D14/11
- D. 262,876 2/1982 Yoshizawa ..... D14/11
- D. 266,419 10/1982 Hashimoto ..... D14/11

FIG. 5 is a top plan view of a second modified form of a magnetic tape cassette showing our new design wherein the transparent and opaque areas of the FIGS. 1 and 2 surface are reversed.



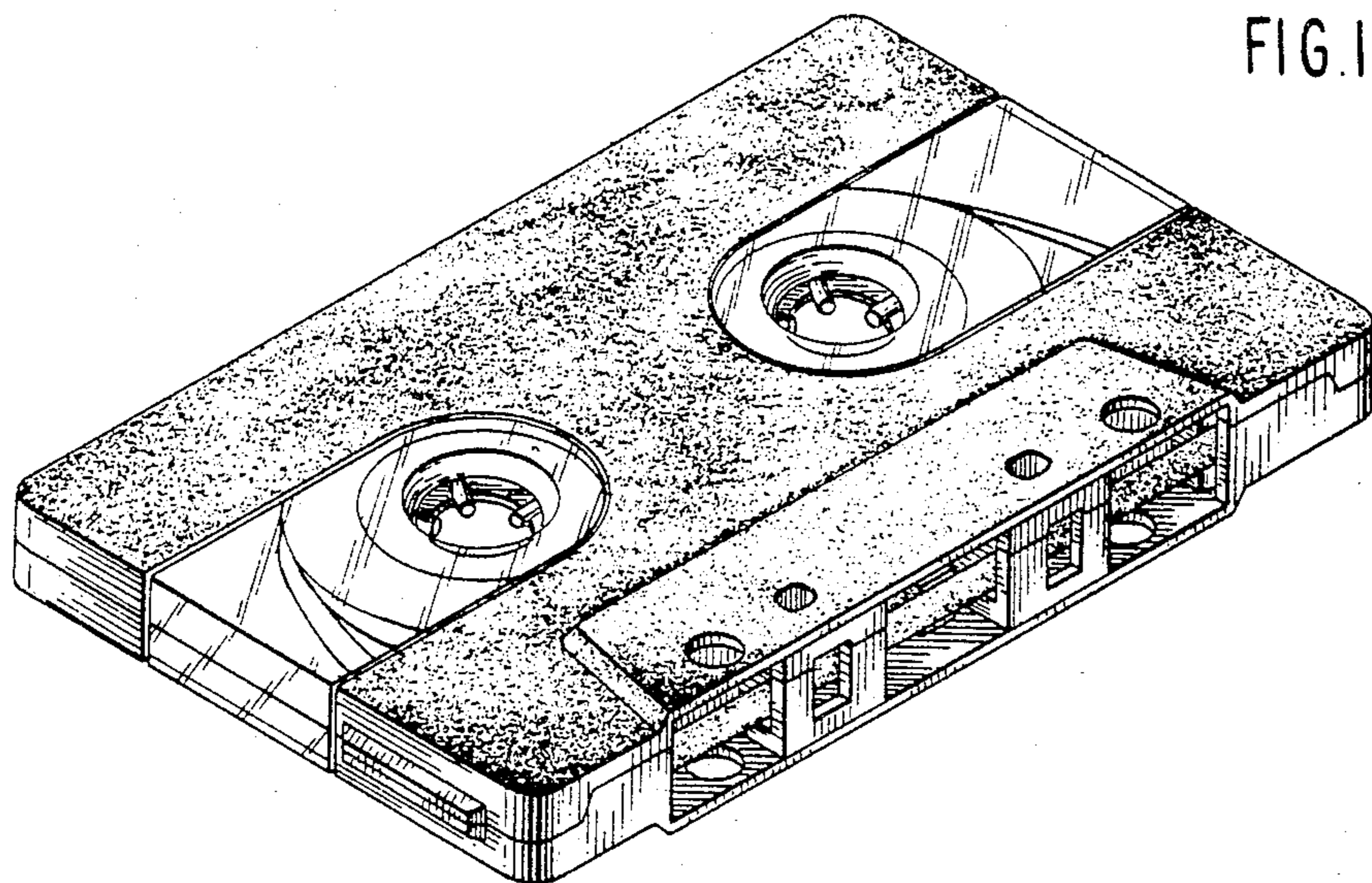


FIG. 2




FIG. 3




FIG. 4




FIG. 5

