

[54] GUARD LINK FOR USE IN ASSOCIATION WITH A STEERING WHEEL COLUMN LOCK

[76] Inventor: Hugh D. Jaeger, 3209 W. 76th St., Minneapolis, Minn. 55435

[**] Term: 14 Years

[21] Appl. No.: 415,587

[22] Filed: Sep. 7, 1982

[52] U.S. Cl. D8/330; D8/343

[58] Field of Search D8/330, 69, 316, 313, D8/97, 347; D7/43; 70/252, 207, 14, 253; 292/288

[56] References Cited

U.S. PATENT DOCUMENTS

D. 39,647	10/1908	Johnson	D8/347
D. 187,633	4/1960	Bower	D8/97
D. 197,781	3/1964	Bonomo	D8/313
D. 206,058	10/1966	Handal	D8/316
D. 237,676	11/1975	Benktzon et al.	D7/43
827,624	7/1906	Foster	292/288
1,071,866	9/1913	Bergman	292/288
2,390,544	12/1945	Lamb	D8/97
2,560,624	7/1951	Bartlett	70/14

2,866,436	12/1958	Swain et al.	D8/313
2,972,746	2/1961	Skumanitz	D8/69
3,662,320	5/1972	Marx	70/14
3,667,259	6/1972	Rogue et al.	292/288
3,668,269	8/1972	Miller	D8/347
3,889,497	6/1975	Tuttle	70/14
4,085,599	4/1978	Fischer et al.	70/14

FOREIGN PATENT DOCUMENTS

401427	9/1924	Fed. Rep. of Germany	70/14
--------	--------	----------------------	-------	-------

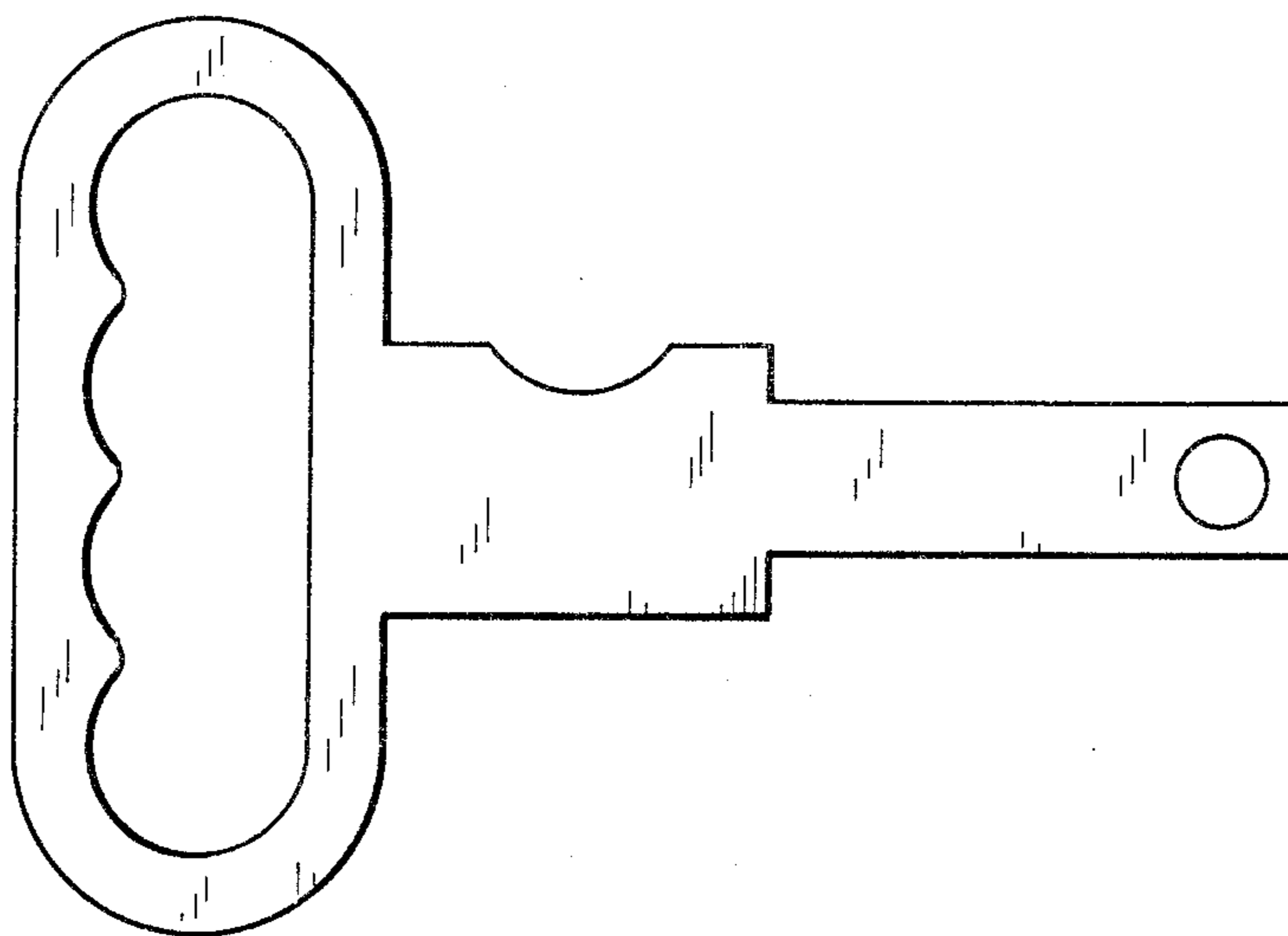
Primary Examiner—Wallace R. Burke
Assistant Examiner—Horace B. Fay
Attorney, Agent, or Firm—Hugh D. Jaeger

[57] CLAIM

The ornamental design for a guard link for use in association with a steering wheel column lock, as shown.

DESCRIPTION

FIG. 1 is a front elevational view of a guard link for use in association with a steering wheel column lock showing my new design;
FIG. 2 is a top plan view thereof;
FIG. 3 is a rear plan view thereof;
FIG. 4 is a back elevational view thereof;
FIG. 5 is a view taken from the left end of FIG. 1; and
FIG. 6 is a view taken from the right end of FIG. 1.



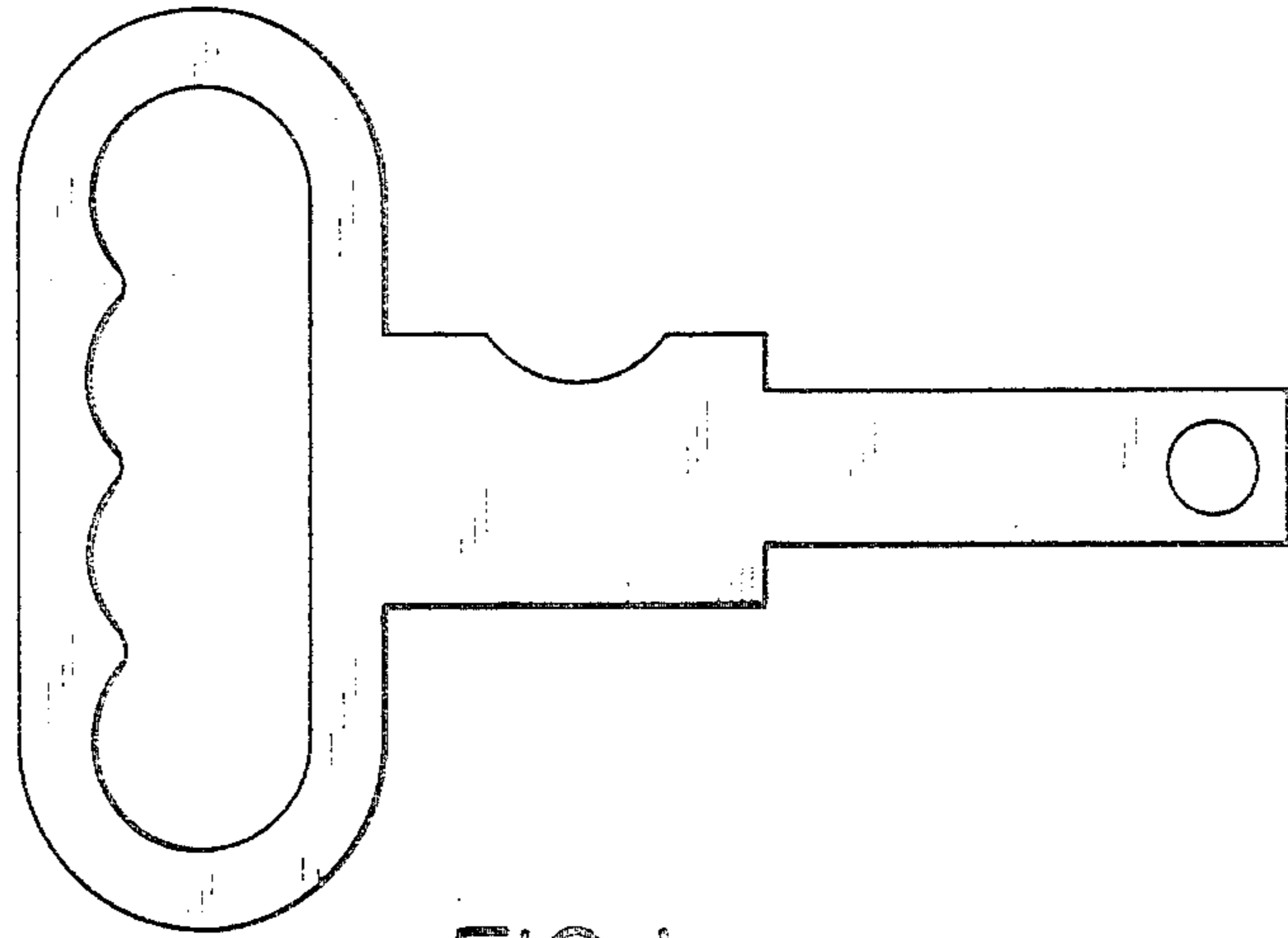


FIG. 1



FIG. 2




FIG. 3

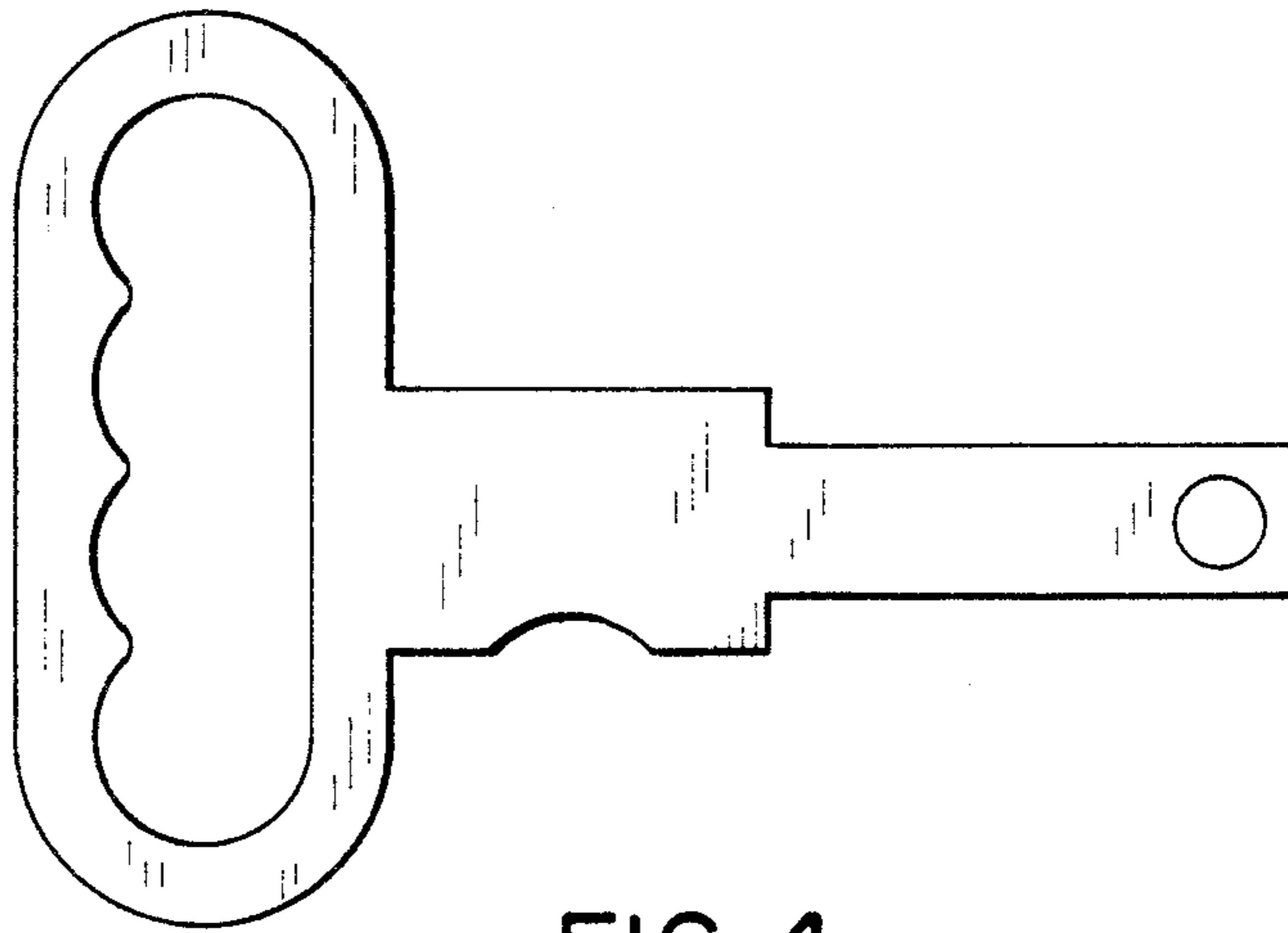


FIG. 4




FIG. 5




FIG. 6