

[54] SNAP RING PLIERS

[75] Inventor: Hasegawa Tozaburo, Sanjo, Japan

[73] Assignee: Maruto Hasegawa Kosakujo, Inc., Sanjo, Japan

[**] Term: 14 Years

[21] Appl. No.: 394,072

[22] Filed: Jul. 1, 1982

[30] Foreign Application Priority Data

Jan. 12, 1982 [JP] Japan 57-702

[52] U.S. Cl. D8/52; D8/54; D8/55

[58] Field of Search D8/51, 52, 54, 55; D28/55; 81/5.1 R, 43, 302, 304, 305, 306, 311, 349, 367-380; 29/221, 223, 232, 268; 72/409, 410; 7/125, 126, 127; 227/144; 140/121

[56] References Cited

U.S. PATENT DOCUMENTS

D. 56,979 1/1921 Larson D8/55 X

D. 170,780	11/1953	Ward	D8/54
891,061	6/1908	Hansen	81/302
2,166,089	7/1939	Brenner	81/427 X
2,901,817	9/1959	Steyer	81/302 X
3,808,915	5/1974	Bonnel, Sr.	81/5.1 R

Primary Examiner—Susan J. Lucas
Assistant Examiner—Clare E. Heflin
Attorney, Agent, or Firm—Fulbright & Jaworski

[57] CLAIM

The ornamental design for the snap ring pliers, as shown and described.

DESCRIPTION

FIG. 1 is a front view of the snap ring pliers showing my new design;
FIG. 2 is a right side view thereof;
FIG. 3 is a left side view thereof;
FIG. 4 is a rear view thereof;
FIG. 5 is a top view thereof;
FIG. 6 is a bottom view thereof; and
FIG. 7 is a sectional view taken along lines A—A of FIG. 1.

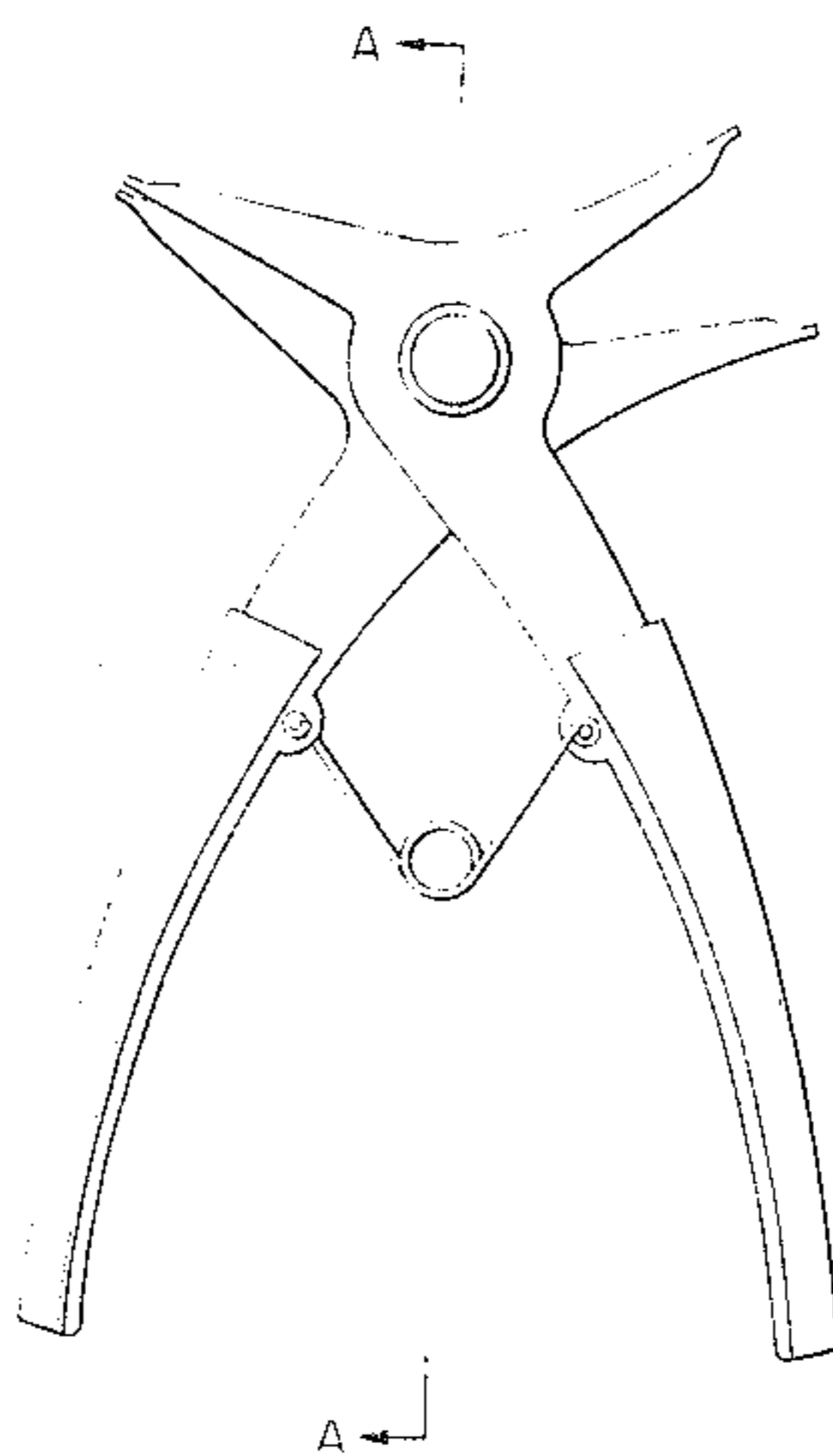


FIG. 1

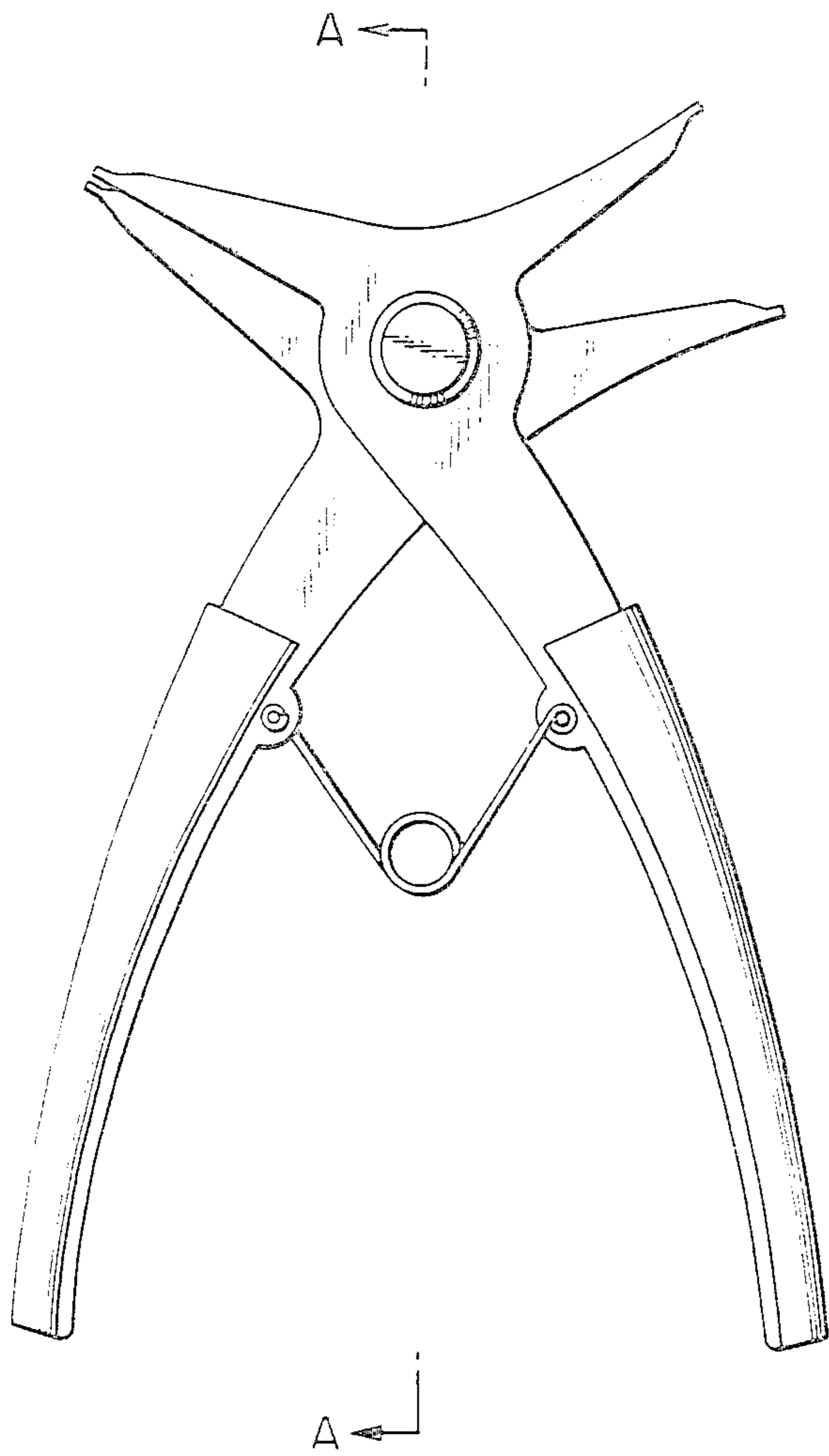


FIG. 2



FIG. 3



FIG. 4

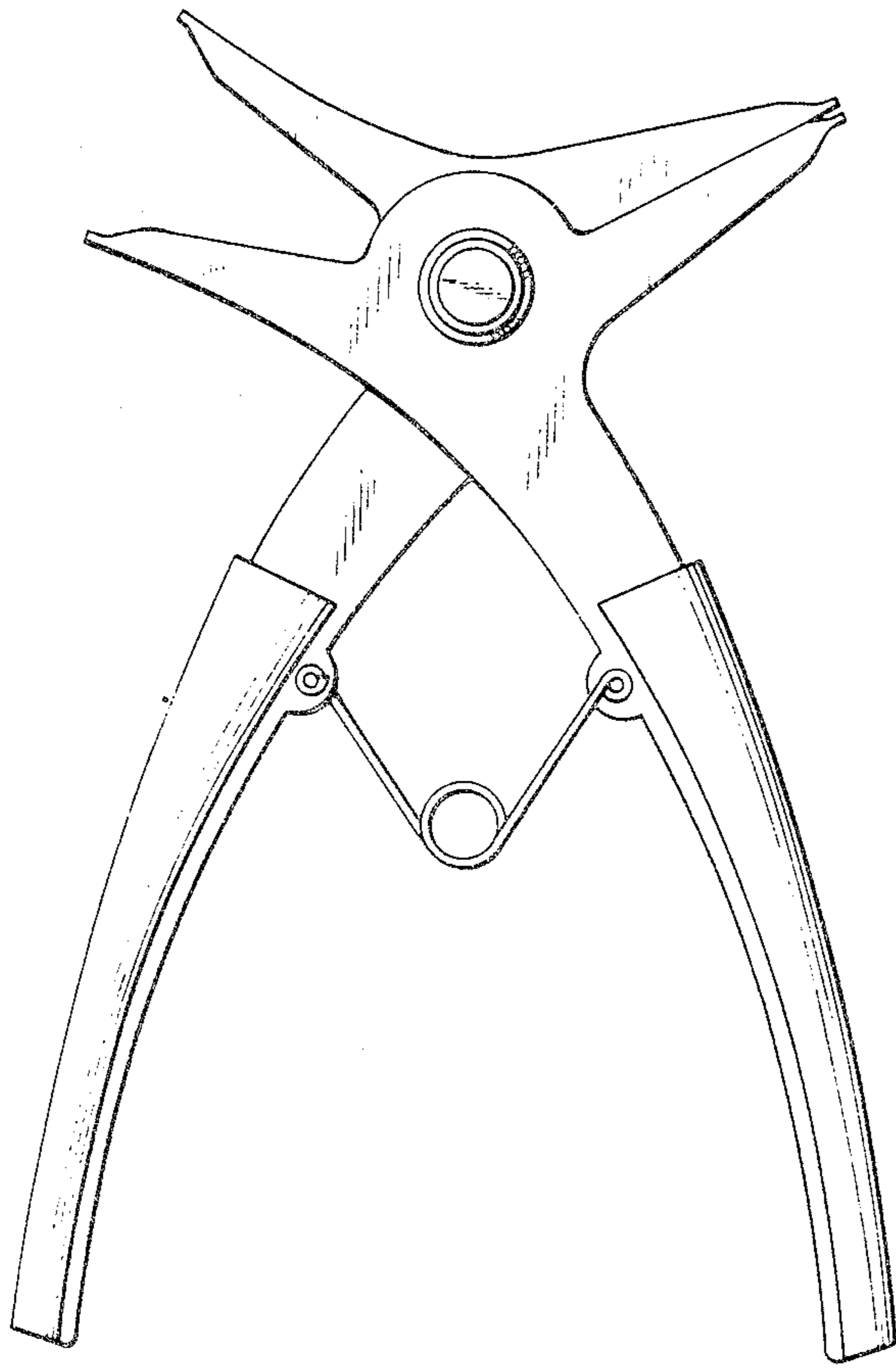


FIG. 7

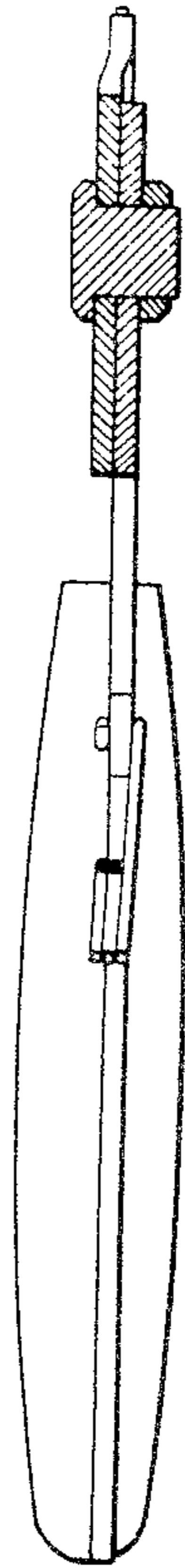


FIG. 5

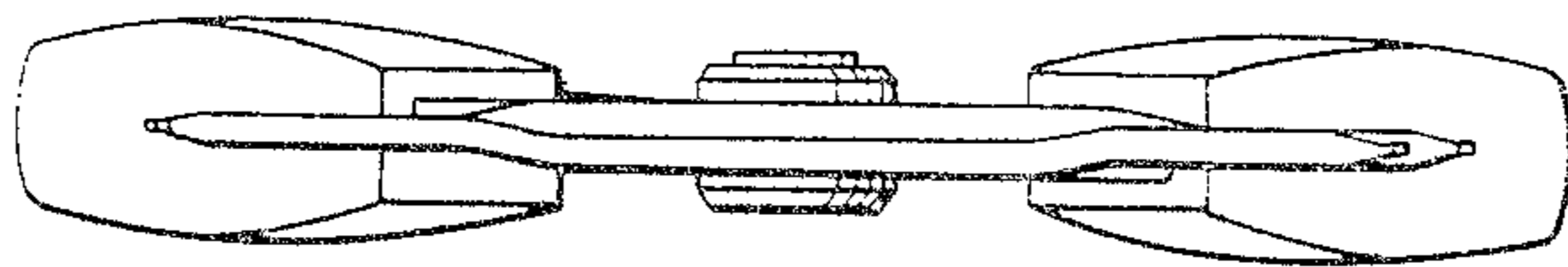


FIG. 6

