

[54] BAKING DISH OR THE LIKE

[75] Inventor: Gerald D. Gulotta, New City, N.Y.

[73] Assignee: Corning Glass Works, Corning, N.Y.

[\*\*] Term: 14 Years

[21] Appl. No.: 408,068

[22] Filed: Aug. 16, 1982

[52] U.S. Cl. .... D7/1; D7/21

[58] Field of Search ..... D7/1, 37, 3, 360, 354, D7/21, 19, 16, 18, 40; D9/428, 425

[56] References Cited

U.S. PATENT DOCUMENTS

D. 55,366	6/1920	Churchill	.....	D7/1
D. 232,293	8/1974	Christian et al.	.....	D7/1
D. 232,703	9/1974	Konzi	.....	D7/40 X
D. 248,357	7/1978	Daenen	.....	D7/16 X
D. 266,473	10/1982	Moskal	.....	D7/1

FOREIGN PATENT DOCUMENTS

511634	8/1939	United Kingdom	.....	D7/18 X
--------	--------	----------------	-------	---------

OTHER PUBLICATIONS

*J. G. Durand Flyer*, 6/10/79 "Gourmet Ovenware", Items C & F, right top, middle r., Oval Casserole/-Cover, Oval Utility Dish.

*Primary Examiner*—Winifred E. Herrmann  
*Attorney, Agent, or Firm*—Burton R. Turner

[57] CLAIM

The ornamental design for a baking dish or the like, as shown and described.

DESCRIPTION

FIG. 1 is a top plan view of a baking dish or the like showing my new design.

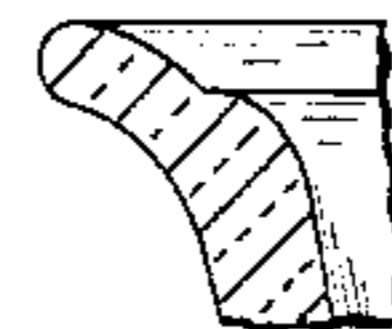

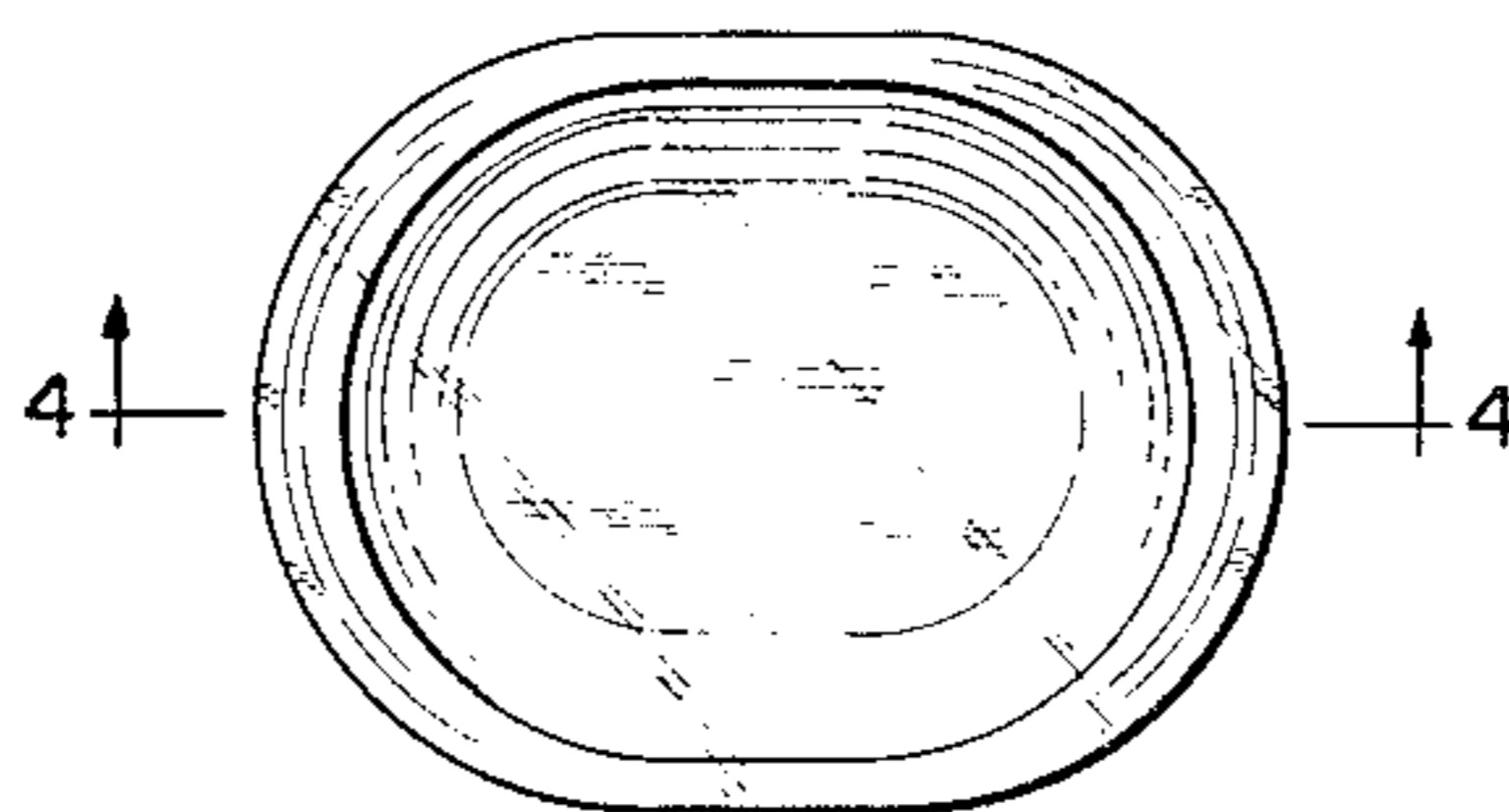
FIG. 2 is a front elevational view, with the back elevational view being identical.

FIG. 3 is a bottom plan view.

FIG. 4 is an elevational view in section taken along line 4—4 of FIG. 1.

FIG. 5 is an end elevational view, with the opposite end elevational view being identical.

FIG. 6 is an enlarged fragmental sectional view in elevation of an edge portion shown in FIG. 4.





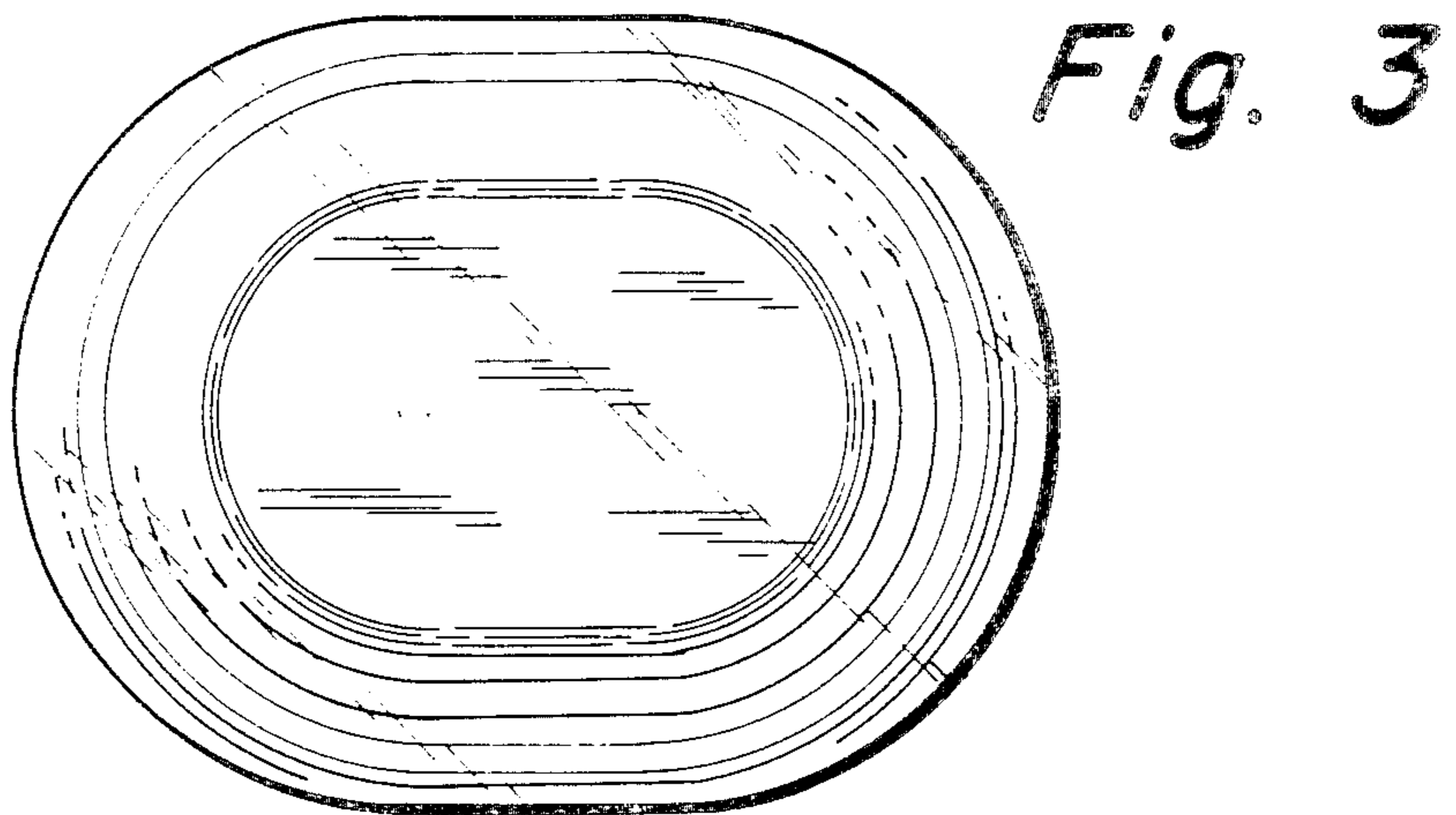

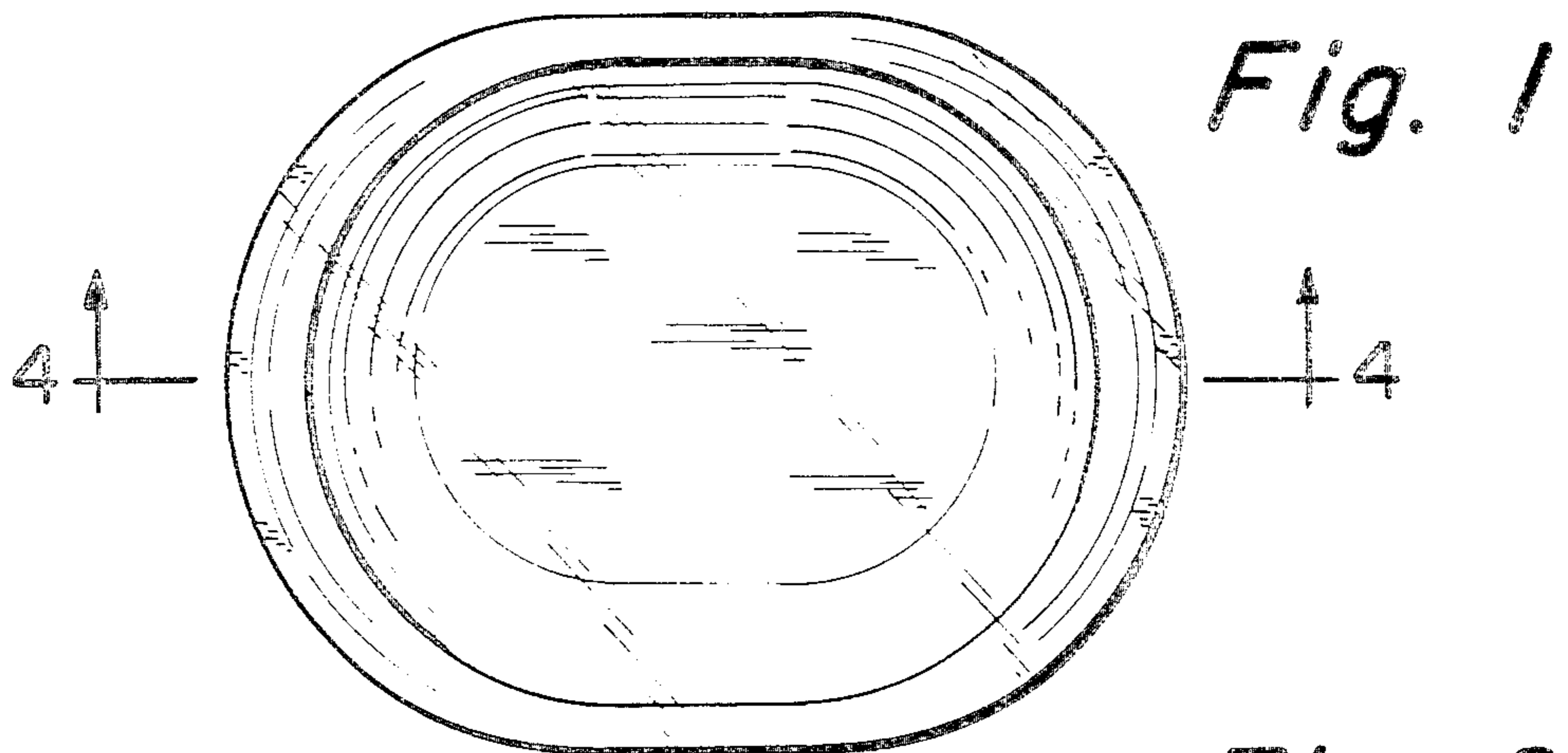


Fig. 4

Fig. 5

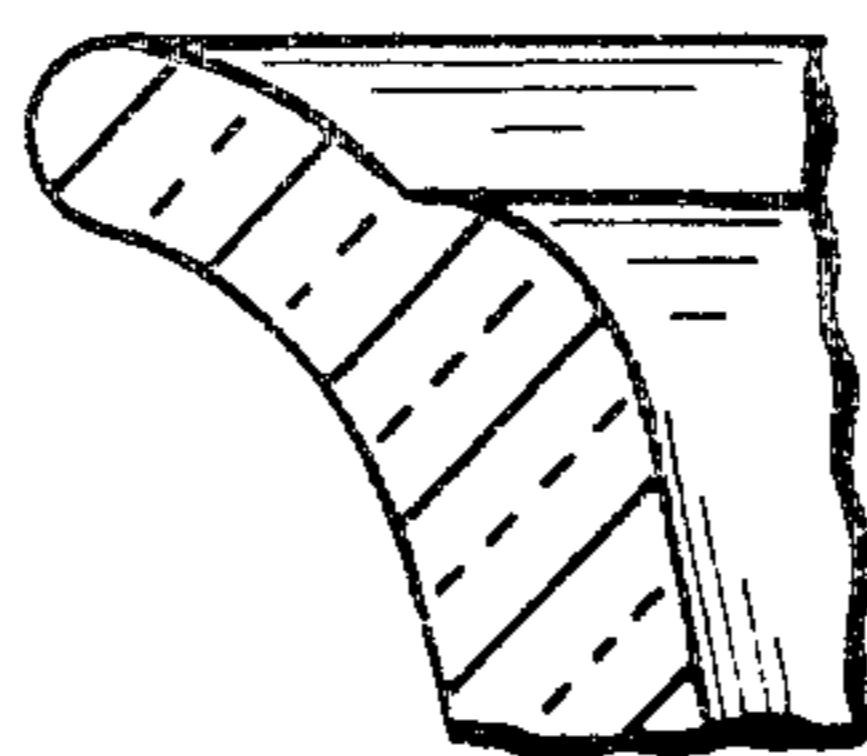


Fig. 6