

[54] SIGN SUPPORT BRACKET

4,051,615 10/1977 Gosanko et al. 40/10 D

[76] Inventor: Gordon W. Eason, 1326 Larkmoor, Berkley, Mich. 48072

FOREIGN PATENT DOCUMENTS

7804274 11/1979 Sweden 40/16

[**] Term: 14 Years

Primary Examiner—Catherine E. Kemper
Attorney, Agent, or Firm—Krass & Young

[21] Appl. No.: 433,312

[57] CLAIM

[22] Filed: Oct. 7, 1982

The ornamental design for a sign support bracket, as shown and described.

[52] U.S. Cl. D20/43

[58] Field of Search D20/10, 40, 42, 43, D20/44; 40/10 R, 10 D, 16, 16.4, 2 R, 630, 17, 18


DESCRIPTION

[56] References Cited

U.S. PATENT DOCUMENTS

2,409,814	10/1946	Vargish	40/11 R
2,434,860	1/1948	Oxley	40/10 D
3,319,369	5/1967	Severson	40/10 R
3,343,289	9/1967	Chamberlin	40/16

FIG. 1 is a right front perspective view of a sign support bracket, showing my new design;
FIG. 2 is a top plan view thereof;
FIG. 3 is a bottom plan view thereof;
FIG. 4 is a left side elevational view thereof;
FIG. 5 is a right side elevational view thereof;
FIG. 6 is a rear elevational view thereof.



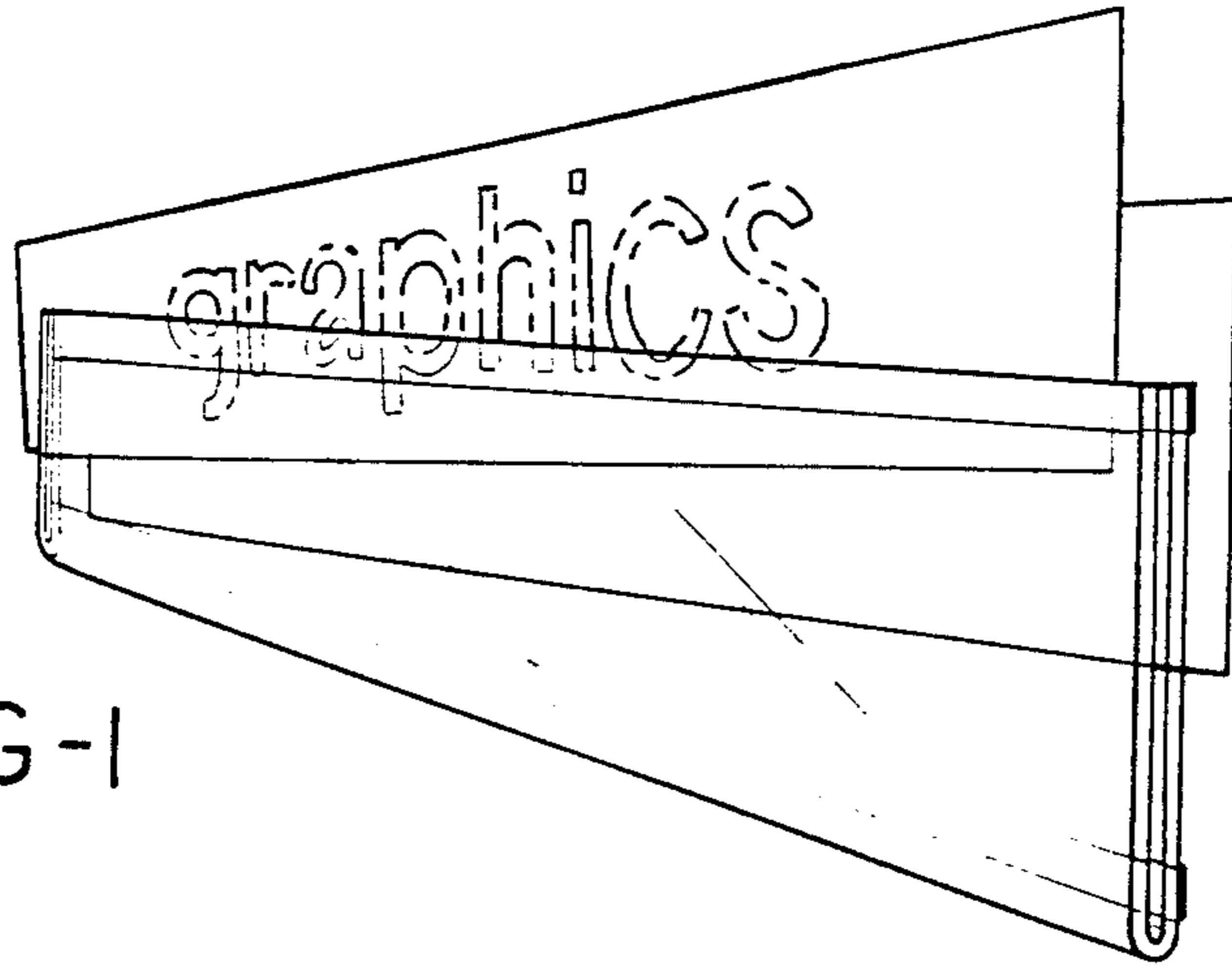


FIG-1




FIG-2




FIG-3




FIG-4

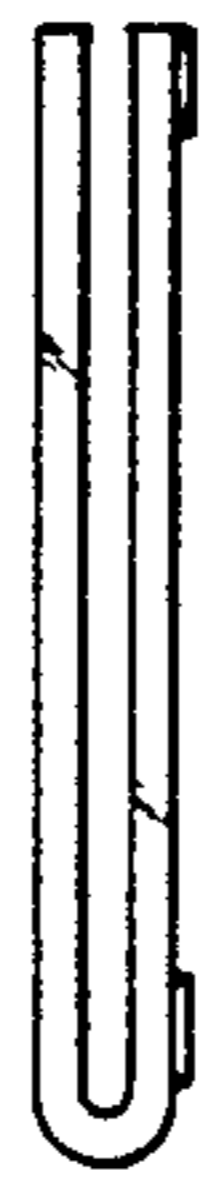


FIG-5

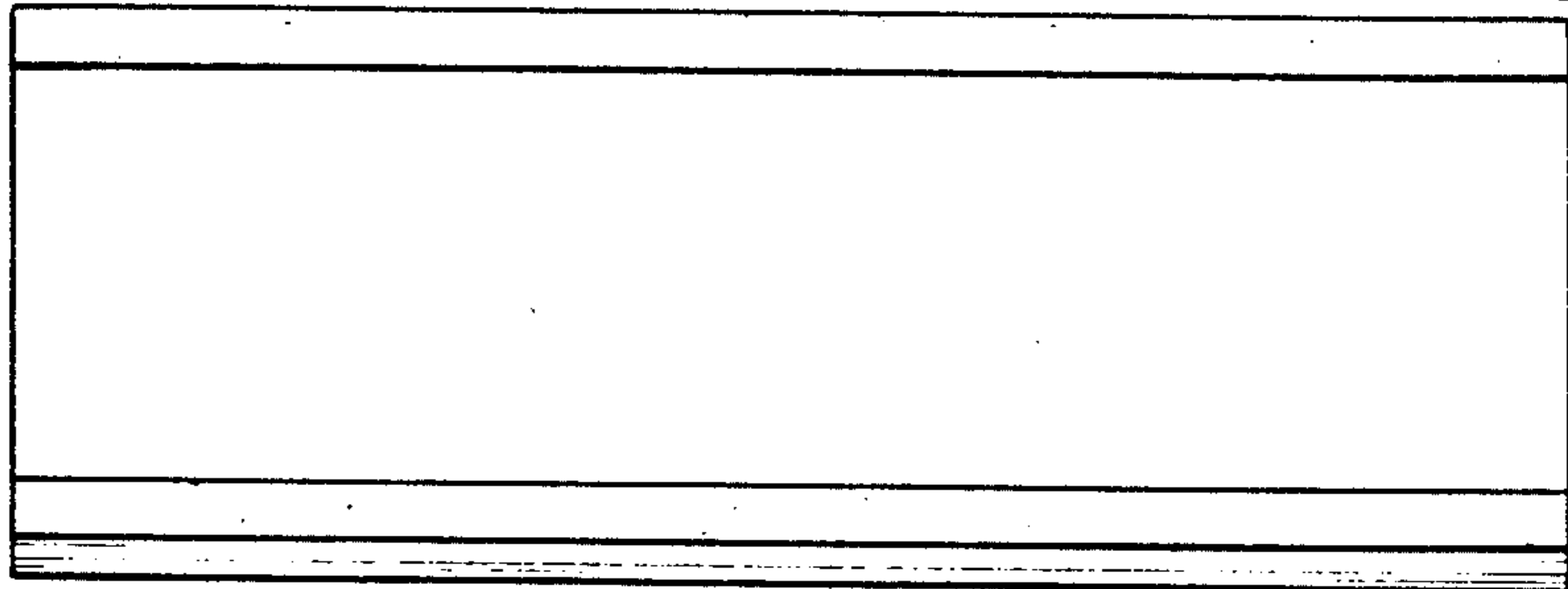


FIG-6