

[54] TELEPHONE HANDSET RECEPTACLE OR SIMILAR ARTICLE

[75] Inventor: Terrance N. Taylor, Cary, Ill.

[73] Assignee: Motorola Inc., Schaumburg, Ill.

[**] Term: 14 Years

[21] Appl. No.: 375,647

[22] Filed: May 6, 1982

[52] U.S. Cl. D14/60; D14/65; D14/59

[58] Field of Search D14/53, 60, 61, 65, D14/52, 59, 56, 64; 179/147, 146 R, 100 D

[56] References Cited

U.S. PATENT DOCUMENTS

D. 133,117	7/1942	Mathieson	179/147
D. 189,781	2/1961	Bankin	D14/65
D. 201,443	6/1965	Natali	D14/57
D. 203,505	1/1966	Bohm	D14/65
D. 207,403	4/1967	Schalko	D14/65
D. 246,043	10/1977	Taylor	D14/53
D. 246,103	10/1977	Taylor	D14/53
D. 248,758	8/1978	Krolopp et al.	D14/53

D. 254,200	2/1980	Janda	D14/60
D. 257,977	1/1981	Blomberg	D14/60
D. 259,260	5/1981	Blomberg	D14/59
D. 259,401	7/1982	Genaro et al.	D14/64
D. 260,518	9/1981	Larson	D14/53
D. 263,704	4/1982	Fukushima et al.	D14/53
D. 263,706	4/1982	Fukushima et al.	D14/56
D. 267,872	2/1983	Fukushima et al.	D14/53
3,557,322	1/1971	Walden	D14/56

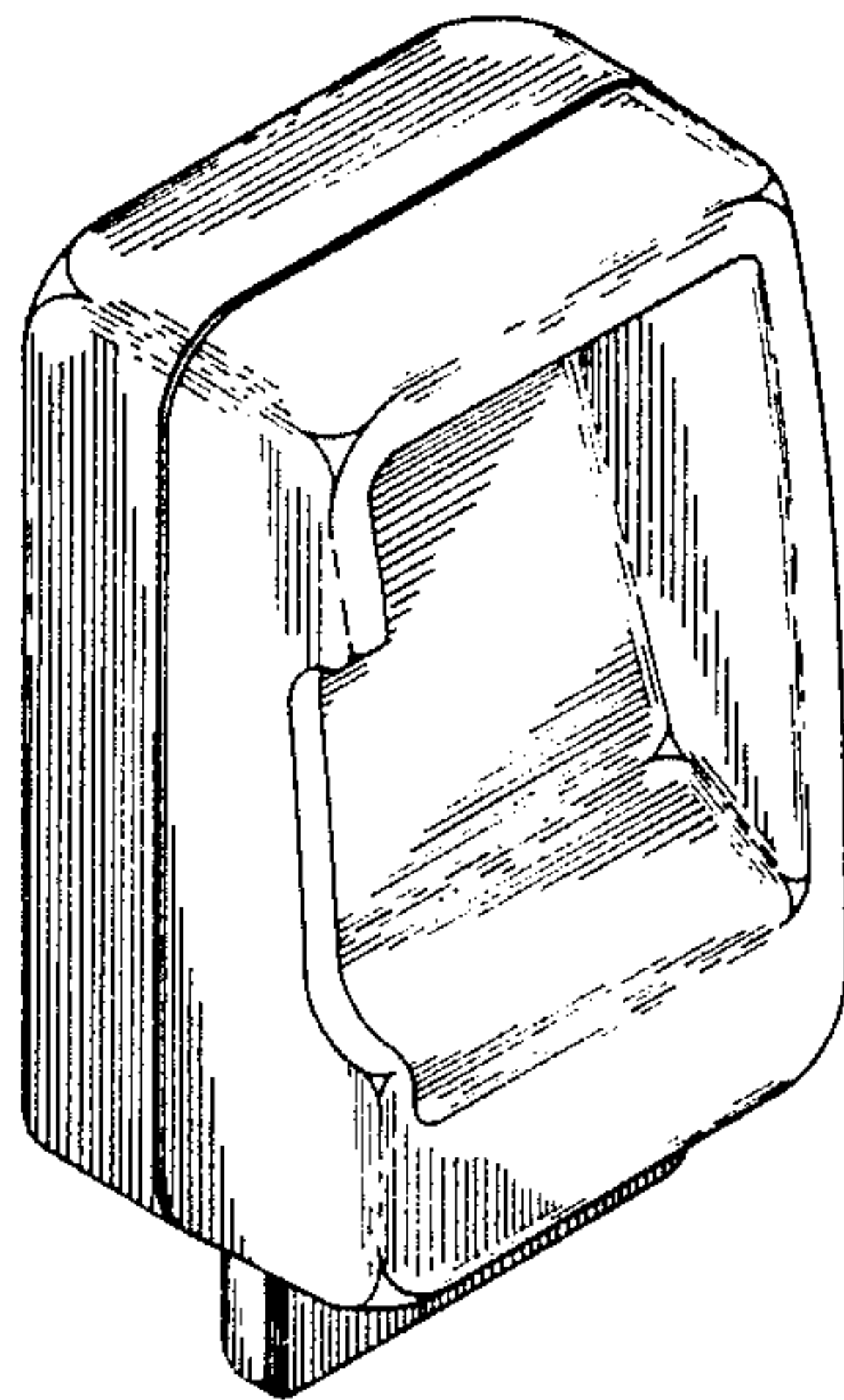
Primary Examiner—A. Hugo Word
Assistant Examiner—Horace B. Fay
Attorney, Agent, or Firm—Rolland R. Hackbart;
Edward M. Roney; James W. Gillman

[57] CLAIM

The ornamental design for a telephone handset receptacle or similar article, substantially as shown and described.

DESCRIPTION

FIG. 1 is a top perspective view of a telephone handset receptacle or similar article showing my new design; FIG. 2 is a side elevation view thereof; FIG. 3 is a rear elevation view thereof; and FIG. 4 is a bottom plan view thereof.



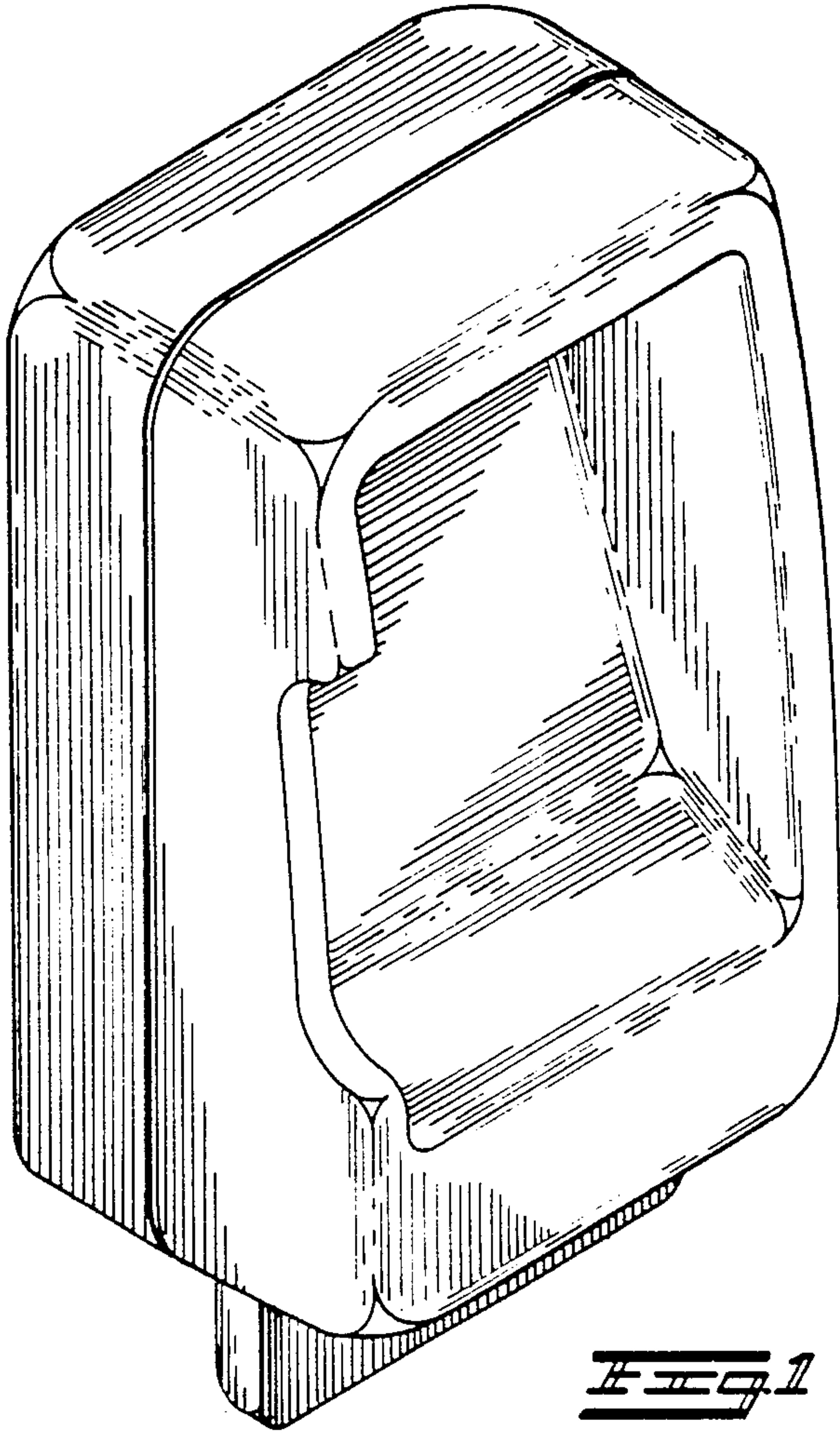


Fig. 1




Fig. 2

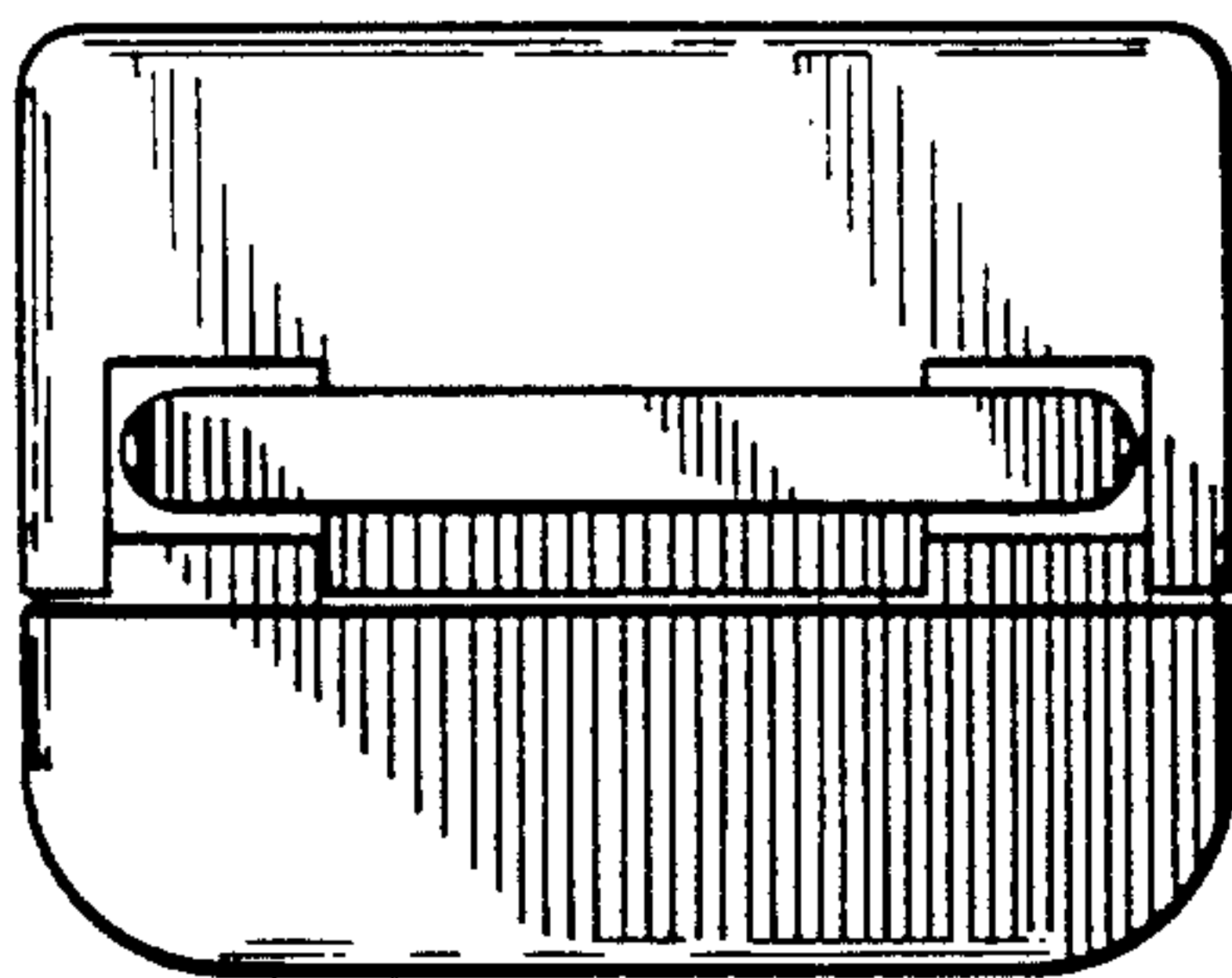


Fig. 4

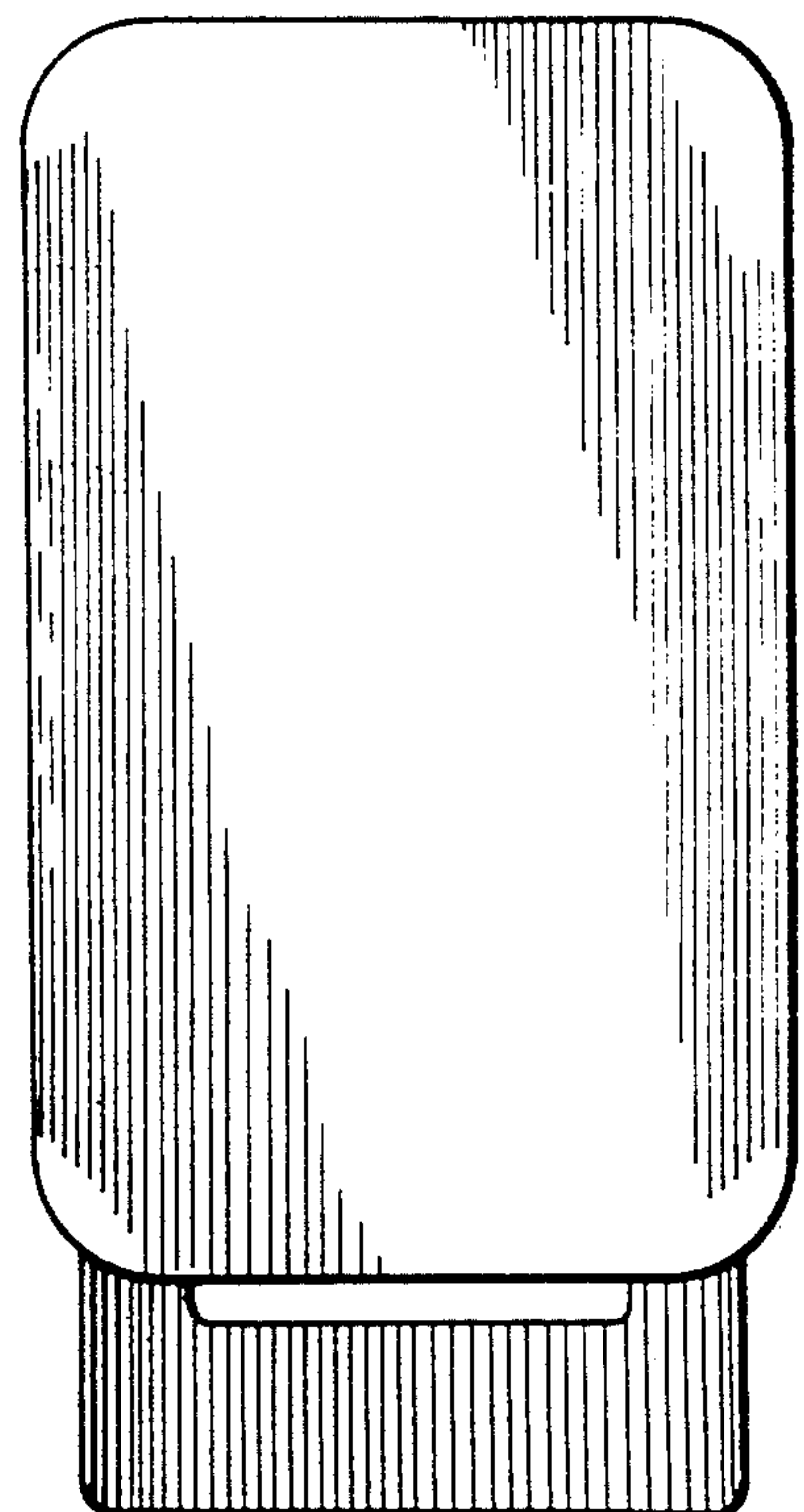


Fig. 3