

[54] LOUDSPEAKER CABINET

[76] Inventor: Steven J. Eberbach, 950 Fountain St., Ann Arbor, Mich. 48103

[**] Term: 14 Years

[21] Appl. No.: 389,226

[22] Filed: Jun. 17, 1982

[52] U.S. Cl. D14/33

[58] Field of Search D14/30, 32, 34, 37, D14/39

[56] References Cited

U.S. PATENT DOCUMENTS

- D. 220,629 5/1971 Shimizu D14/33
- D. 265,902 8/1982 Eberbach D14/33

OTHER PUBLICATIONS

Handbook of Designs and Devices, C. P. Hornung, Dover, N.Y., ©1959, p. 4, Design #34.
High Fidelity's Buying Guide to Speaker Systems, 1977 Ed., p. 35, Heathkit AS-1344 Speaker.

Primary Examiner—Jane E. Corrigan
Attorney, Agent, or Firm—James M. Deiman

[57] CLAIM

The ornamental design for a loudspeaker cabinet, as shown and described.

DESCRIPTION

FIG. 1 is a perspective view of a loudspeaker cabinet showing my new design;
FIG. 2 is a front elevational view;
FIG. 3 is a rear elevational view;
FIG. 4 is a right side elevational view;
FIG. 5 is a left side elevational view; and,
FIG. 6 is a top plan view.




FIG. 2




FIG. 1




FIG. 3

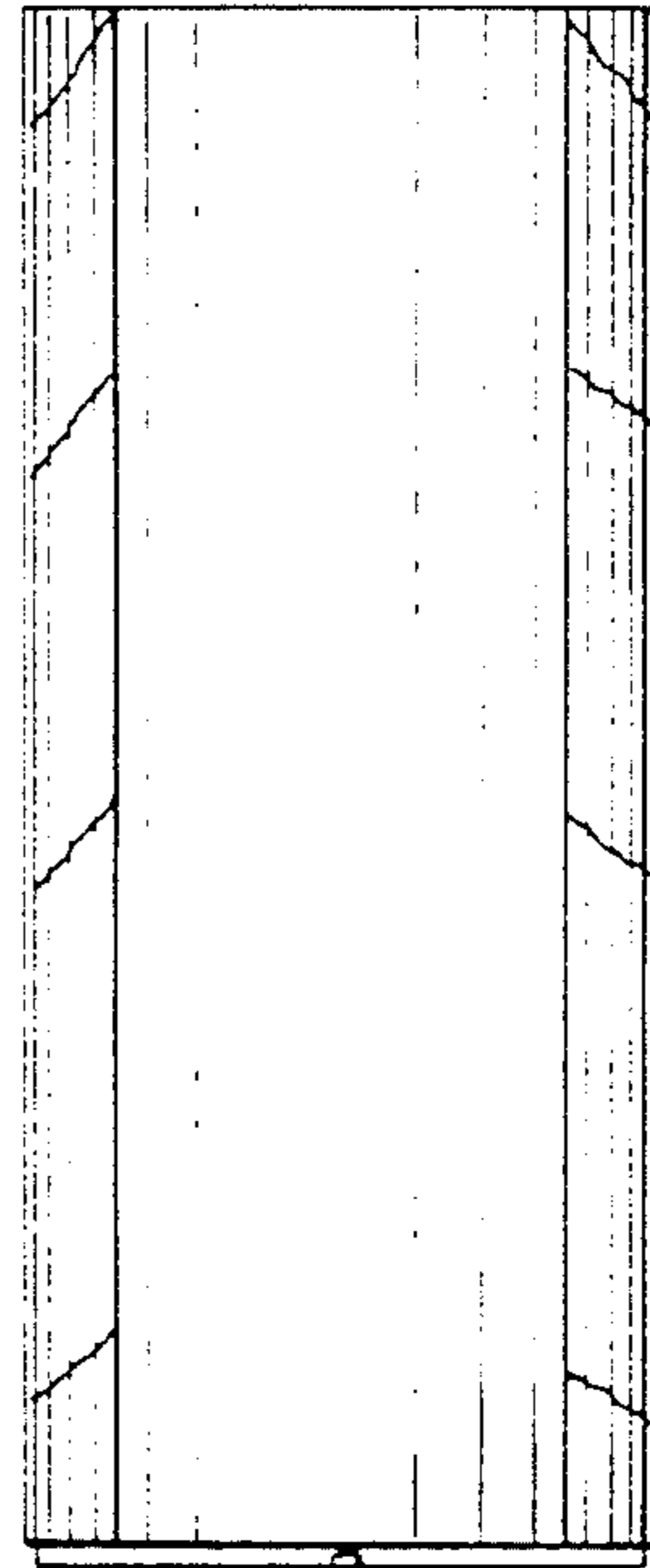


FIG. 4

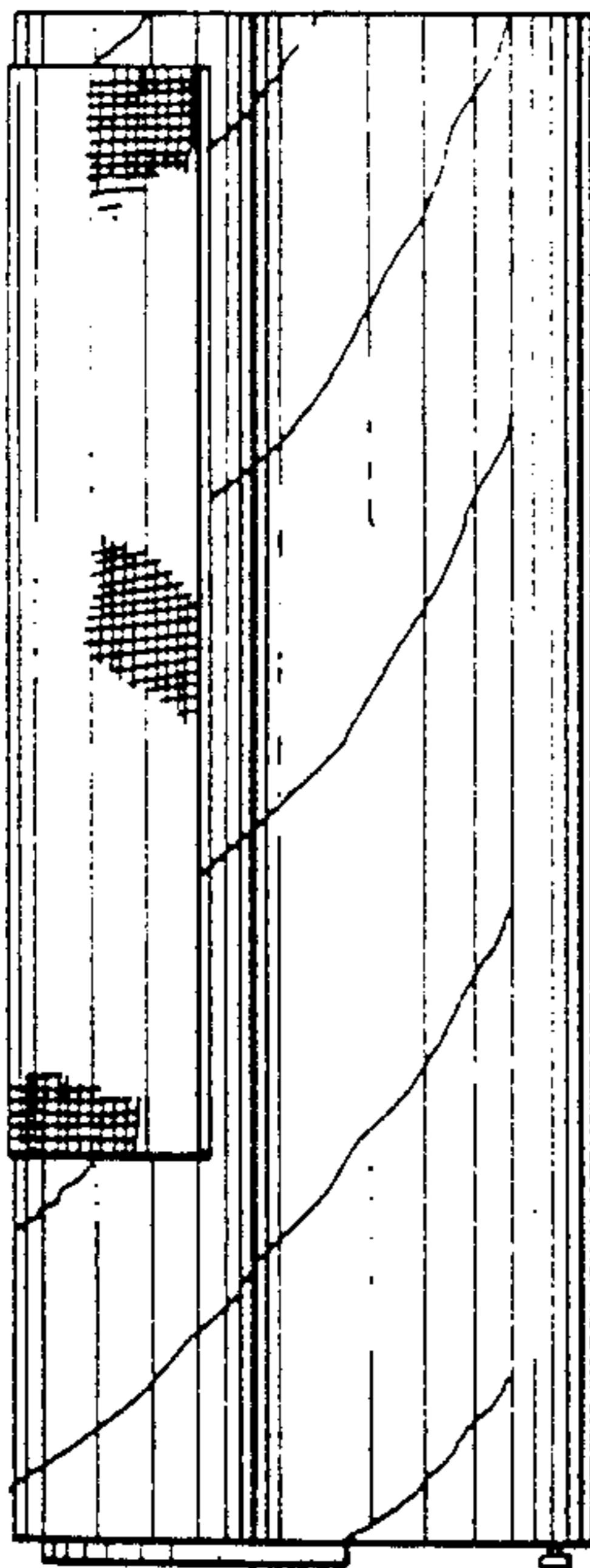


FIG. 5




FIG. 6

