

[54] HANDLE FOR GLASS CUTTER OR THE LIKE

[76] Inventor: Mellen-Thomas Benedict, 4760 Yadkin Rd., Fayetteville, N.C. 28303

[**] Term: 14 Years

[21] Appl. No.: 341,806

[22] Filed: Jan. 22, 1982

[52] U.S. Cl. D8/107; D8/300; D8/307; D8/308

[58] Field of Search D8/300, 301, 302, 303, D8/305-312, 314-316, 319-321, 107, 98; 16/110 R, 111 R, 112, 116 R, 121, 124; 30/164.95

[56] References Cited

U.S. PATENT DOCUMENTS

- D. 083,247 2/1931 Carlson D8/308
- D. 112,823 1/1939 Cossin D8/302
- D. 178,436 7/1956 Unzicker D8/319
- D. 197,401 1/1964 Maffei D8/308
- D. 273,082 3/1984 Benedict D8/98
- 1,064,956 6/1913 Bernard 16/110 R

- 1,134,292 4/1915 Smith 30/164.95
- 2,394,138 2/1946 Barrett 30/164.95
- 3,462,835 8/1969 Faucher D8/98

FOREIGN PATENT DOCUMENTS

- 0520108 6/1953 Belgium 30/164.95
- 0086086 10/1965 France 16/110 R

OTHER PUBLICATIONS

Trimco Builder's Hardware; Cat. D-1 Rev; p. 54B; pull 1120G.


Primary Examiner—B. J. Bullock

[57] CLAIM

The ornamental design for a handle for glass cutter or the like, as shown.

DESCRIPTION

FIG. 1 is a side elevational view of a handle for glass cutter or the like embodying my new design;
 FIG. 2 is a bottom view thereof;
 FIG. 3 is a top view thereof;
 FIG. 4 is a side taken from the left of FIG. 1; and
 FIG. 5 is a side view taken from the right of FIG. 1.






FIG. 3

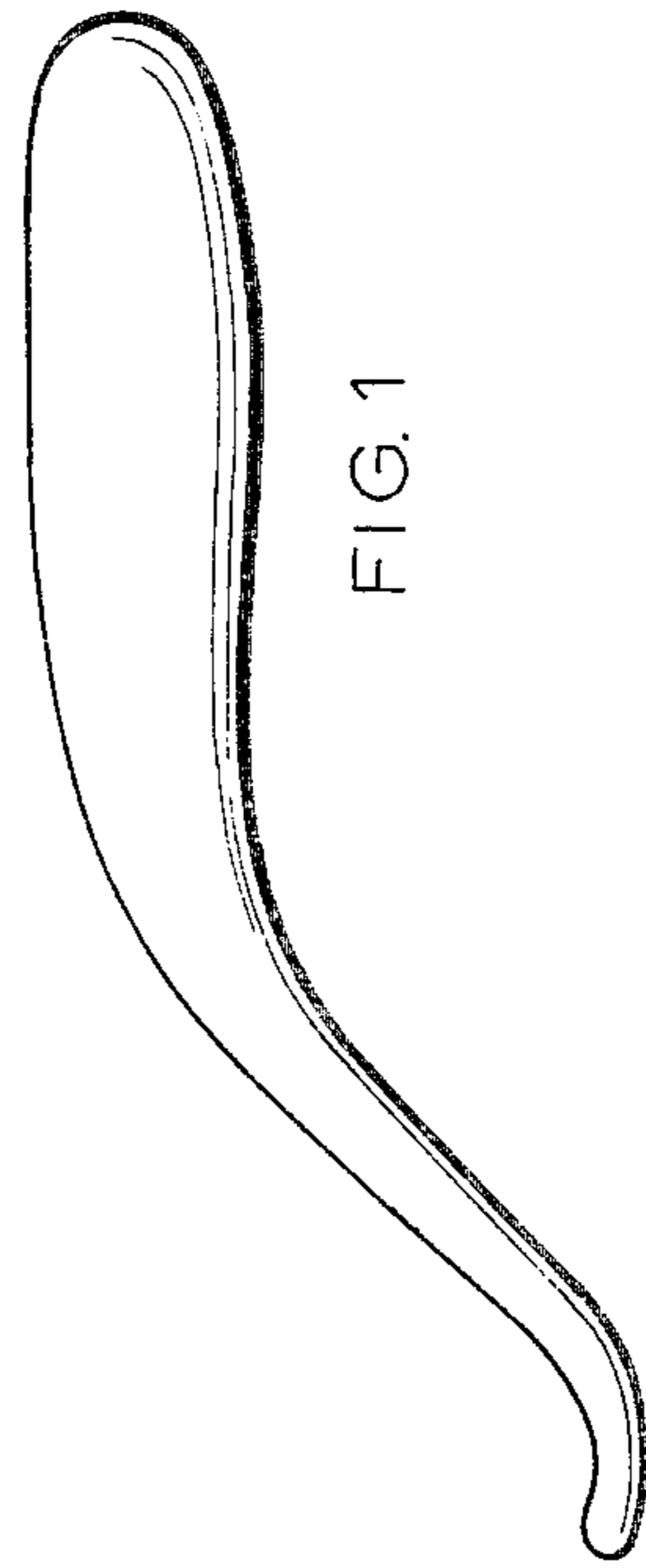


FIG. 1



FIG. 2



FIG. 4

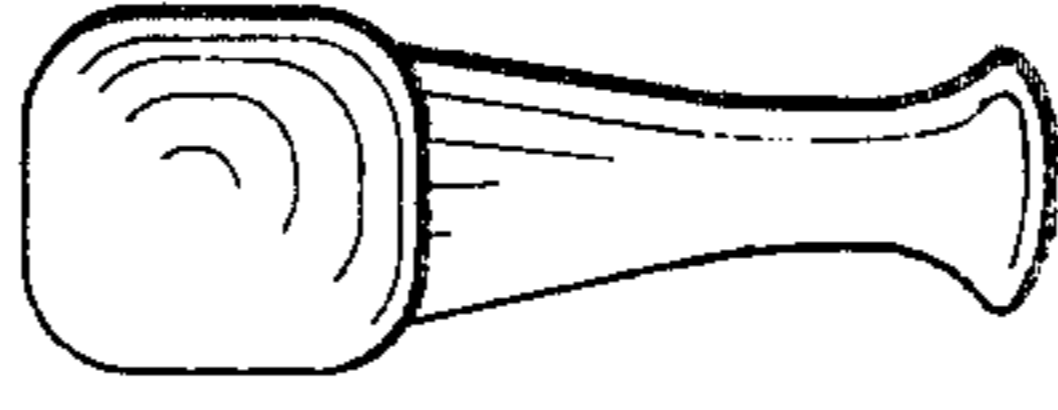


FIG. 5