

[54] DISPLAY STAND

[75] Inventor: Melvin M. Miller, Bloomington, Ind.

[73] Assignee: Channel-Kor Systems Inc.,  
Bloomington, Ind.

[\*\*] Term: 14 Years

[21] Appl. No.: 389,577

[22] Filed: Jun. 18, 1982

[52] U.S. Cl. .... D6/471

[58] Field of Search ..... D6/85, 181, 139, 182,  
D6/183, 184, 185, 186, 187, 188, 189, 190;  
D20/10, 19; 211/181; D25/16; 40/1, 124, 124.1

[56] References Cited

U.S. PATENT DOCUMENTS

D. 244,413	5/1977	Coles	.....	D6/190
D. 244,659	6/1977	Coles	.....	D6/186
1,802,553	4/1931	Dyment	.....	40/124.1
2,914,872	12/1959	Goodrich	.....	D6/139

OTHER PUBLICATIONS

*Display World* Mar. 1970, p. 69; "Dowing Display Inc." Exhibit; center of page.

*Visual Merchandising* Apr. 1977 p. 100; Portable Exhibit Systems by the Blue Thumb Co. top left of page.

*Visual Merchandising* Oct. 1977 p. 15; Twin Shelves Display by Meg; center of page.

*Primary Examiner*—Bernard Ansher

*Assistant Examiner*—Carmen H. Vales

*Attorney, Agent, or Firm*—Donald R. Bahr

[57] CLAIM

The ornamental design for a display stand, as shown and described.

DESCRIPTION

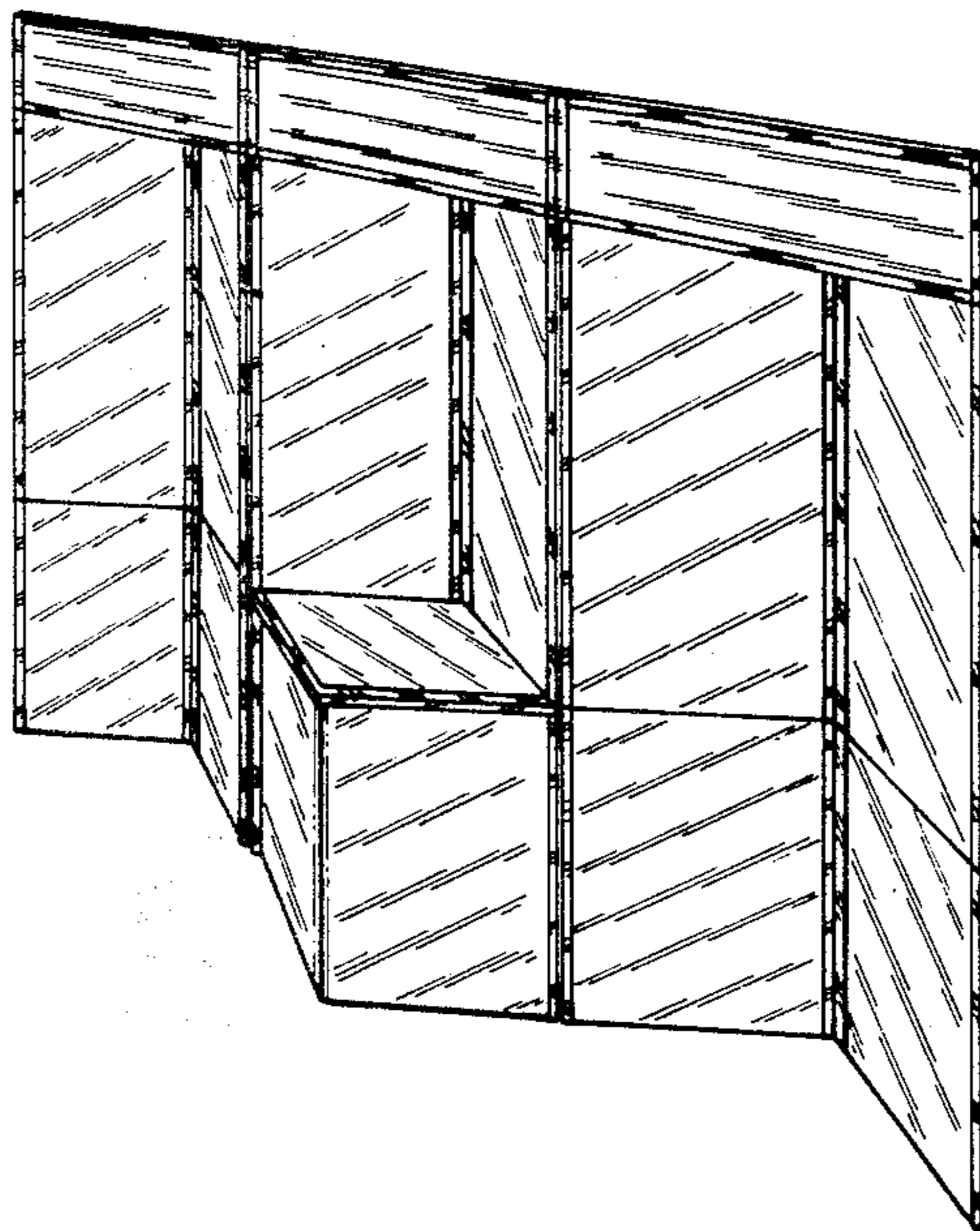
FIG. 1 is a front elevational view of a display stand showing my new design;

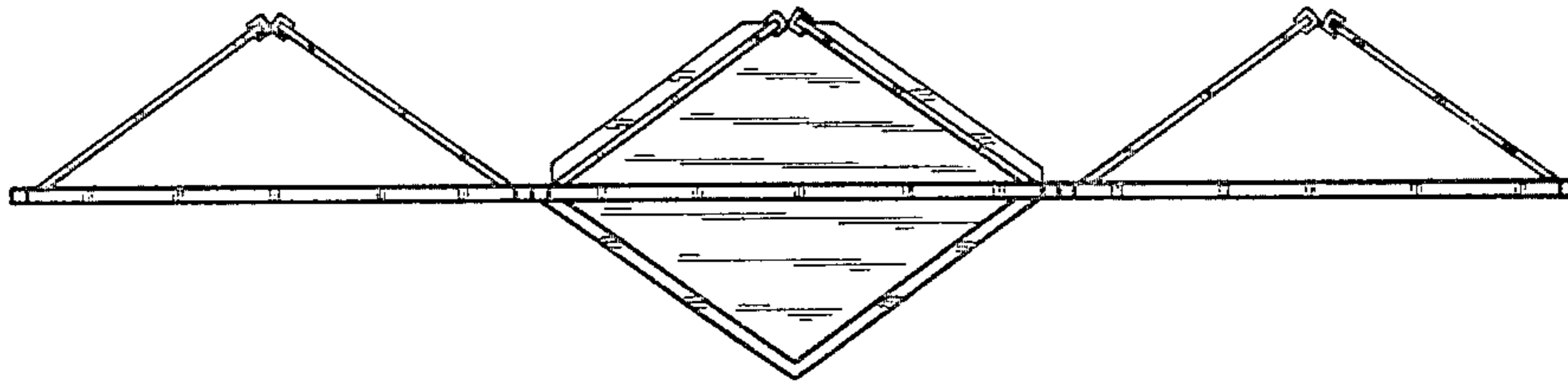
FIG. 2 is a top plan view thereof;

FIG. 3 is a rear elevational view thereof;


FIG. 4 is a right side elevational view thereof; and

FIG. 5 is a right side perspective view thereof.

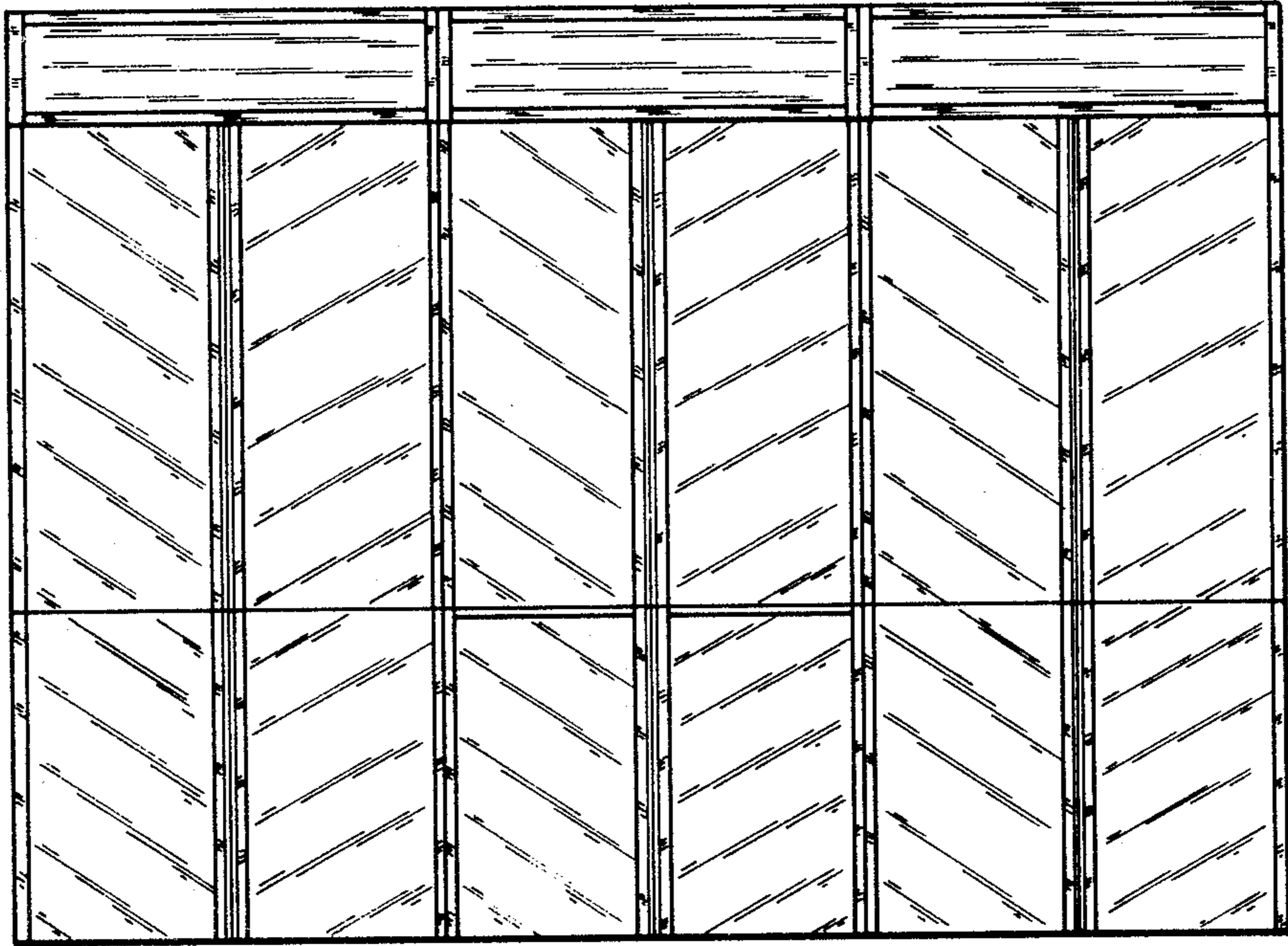




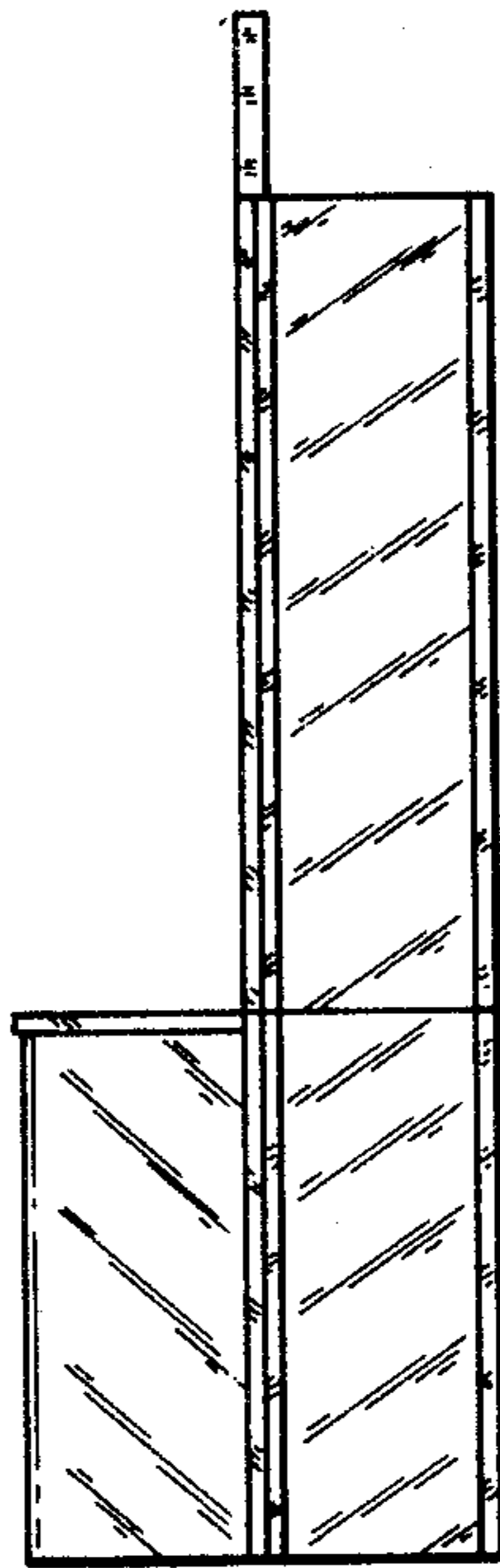
— FIG. 2




— FIG. 1



—FIG. 3



—FIG. 4



—FIG. 5