

[54] COMBINATION WALKING STICK AND SHOOTING REST

[75] Inventor: William J. Minneman, Clayton, Ohio

[73] Assignee: MTM Molded Products Company, Dayton, Ohio

[\*\*] Term: 14 Years

[21] Appl. No.: 416,813

[22] Filed: Sep. 13, 1982

[52] U.S. Cl. .... D3/7; 135/65

[58] Field of Search ..... D3/5, 7, 8, 12; 135/65, 135/66, 68, 72, 76; D22/99; 42/94

[56] References Cited

U.S. PATENT DOCUMENTS

D. 54,727	3/1920	Eisenstein .....	D3/7
D. 162,590	3/1951	Stanley .....	D3/7
D. 222,207	10/1971	Blum et al. ....	D3/7
442,048	12/1890	Höfel .....	135/65
1,112,732	10/1914	Uhl .....	42/94
3,576,084	4/1971	Anderson .....	42/94

Primary Examiner—Bernard Ansher  
Assistant Examiner—Terry Pfeffer  
Attorney, Agent, or Firm—Biebel, French & Nauman

[57] CLAIM

The ornamental design for a combination walking stick and shooting rest, as shown.

DESCRIPTION

FIG. 1 is a perspective view of a combination walking stick and adjustable shooting rest of my new design; FIG. 2 is a front elevation thereof; FIG. 3 is a side elevational view taken from the right of FIG. 2; FIG. 4 is a side elevational view taken from the left of FIG. 2; FIG. 5 is a top plan view of FIG. 2; and FIG. 6 is a bottom view of FIG. 2.

The combined walking stick and shooting rest is used with the upper horizontal member being either a hand grip or a fixed shooting rest, and the platform below the horizontal member provides a further shooting rest.




FIG-1

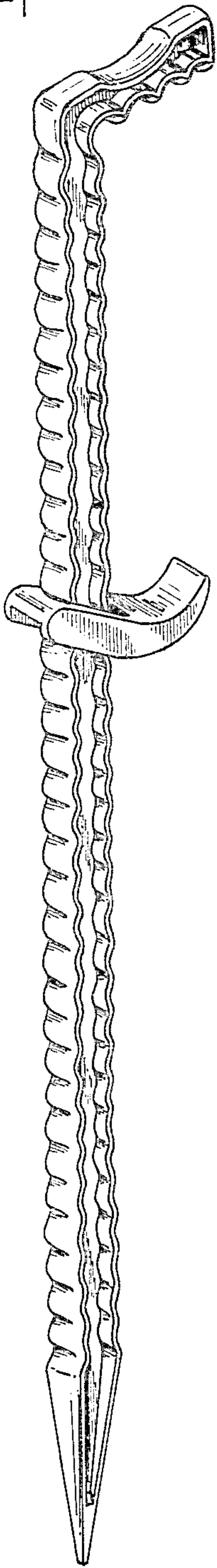


FIG-2



FIG-3




FIG-4



FIG-5



FIG-6

