

[54] RADIO RECEIVER

[56]

References Cited

[75] Inventors: Takao Okada, Kyoto; Manao Nakamura, Ikoma; Benito Mishiro, Osaka, all of Japan

U.S. PATENT DOCUMENTS

- D. 239,466 4/1976 Ueda et al. D14/68
- D. 260,890 9/1981 Nakajima et al. D14/68
- D. 266,089 9/1982 van de Ven D14/70 X
- D. 273,382 4/1984 Okada et al. D14/71

[73] Assignee: Matsushita Electric Industrial Co., Ltd., Osaka, Japan

Primary Examiner—Jane E. Corrigan
Attorney, Agent, or Firm—Sughrue, Mion, Zinn, Macpeak and Seas

[**] Term: 14 Years

[57]

CLAIM

[21] Appl. No.: 390,600

The ornamental design for a radio receiver, as shown.

[22] Filed: Jun. 21, 1982

DESCRIPTION

[30] Foreign Application Priority Data

Dec. 23, 1981 [JP] Japan 56-58521

[52] U.S. Cl. D14/71; D14/68

[58] Field of Search D14/1, 2, 5, 6, 68, D14/70, 76, 99; 312/7.1

FIG. 1 is a front, top and right side perspective view of a radio receiver showing our new design; FIG. 2 is a top plan view thereof; FIG. 3 is a right side elevational view thereof; FIG. 4 is a rear elevational view thereof; FIG. 5 is a left side elevational view thereof; and FIG. 6 is a bottom plan view thereof.




FIG. 1

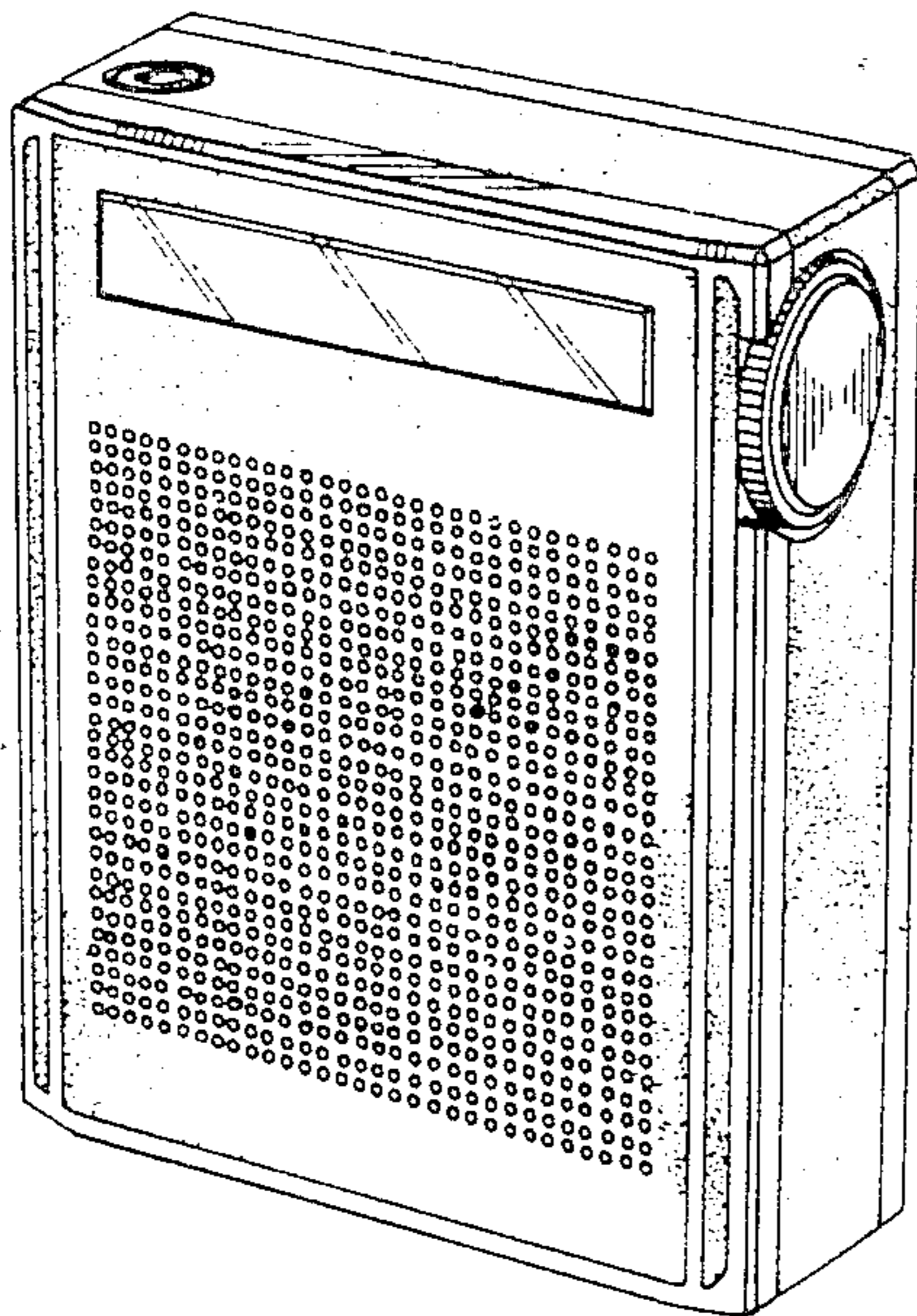


FIG. 2




FIG. 3




FIG. 4

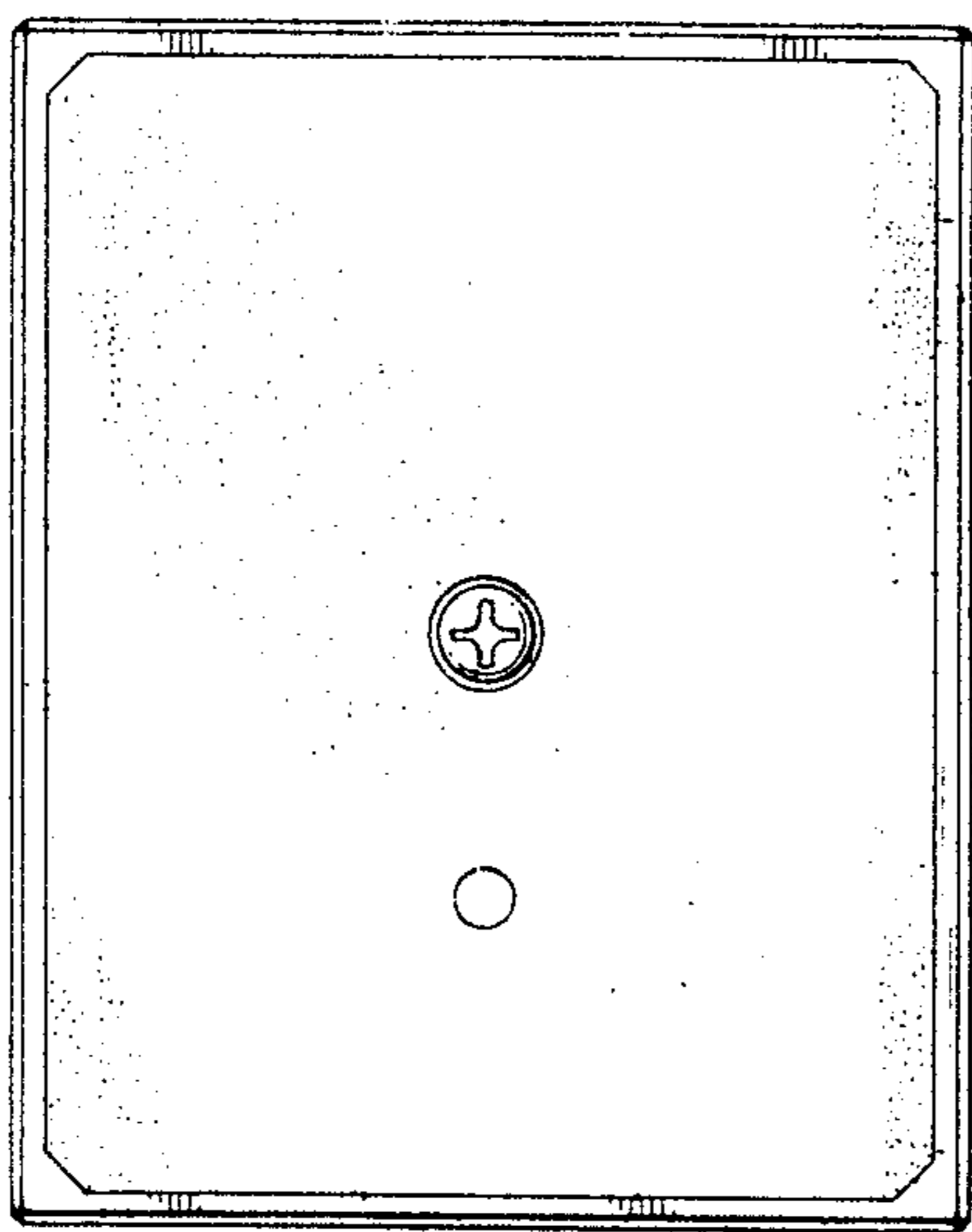


FIG. 5

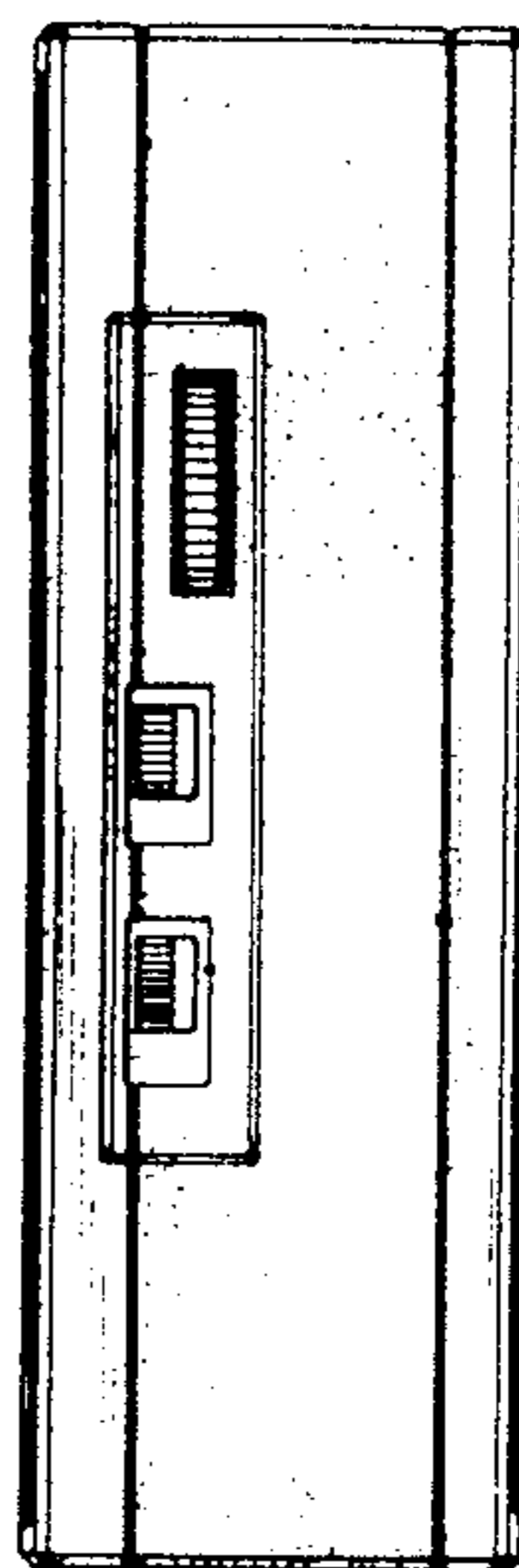


FIG. 6

