

[54] BOWL SCRAPER OR THE LIKE

[75] Inventor: Janice L. Leininger, Providence, R.I.

[73] Assignee: Dart Industries Inc., Northbrook, Ill.

[**] Term: 14 Years

[21] Appl. No.: 360,267

[22] Filed: Mar. 22, 1982

[52] U.S. Cl. D32/46; D32/40; D32/41

[58] Field of Search D32/40, 41, 46; 15/236 R; 30/169

[56] References Cited

U.S. PATENT DOCUMENTS

D. 23,068	2/1894	Leggett .	
D. 26,798	3/1897	Norton	D32/46
D. 32,484	4/1900	Bowles .	
D. 34,272	3/1901	Hoffman	D32/46
163,918	6/1875	Cramer	30/169
D. 197,478	2/1964	Larson	D44/29
D. 199,962	1/1965	Peterson	D9/6
D. 221,244	7/1971	Lawrence	D7/99
D. 226,392	2/1973	Lindbo	D7/6
D. 233,586	11/1974	Kopp	D7/5
D. 254,588	4/1980	Hogue	D7/149
975,599	11/1910	Bates	30/169

1,538,521	5/1925	Sheridan	30/169
3,178,747	11/1961	Peterson	15/236
3,214,834	11/1965	Bell	30/169

FOREIGN PATENT DOCUMENTS

212713	3/1924	United Kingdom	15/236 R
--------	--------	----------------------	----------

OTHER PUBLICATIONS

Photograph of a Scraper.

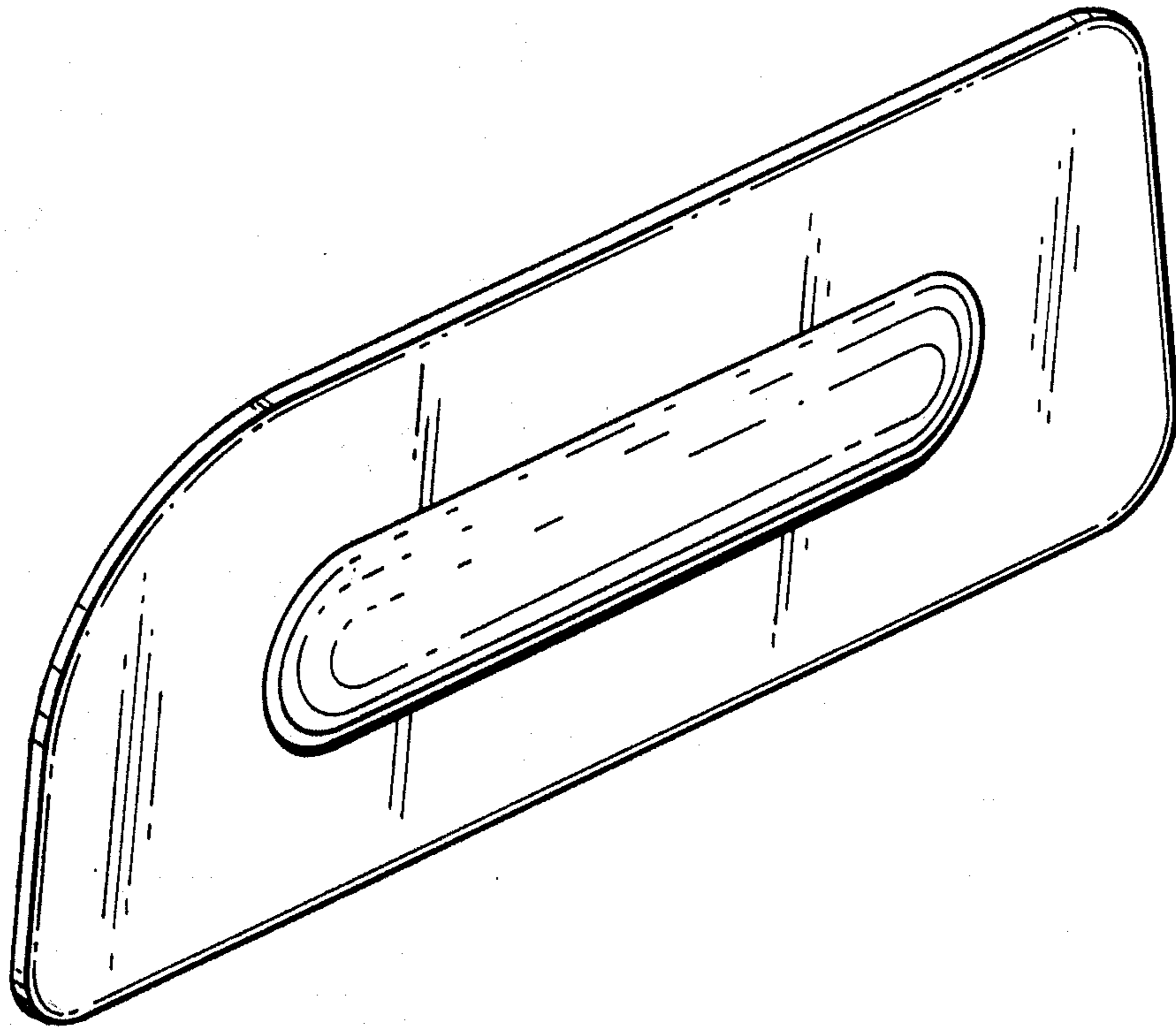
Primary Examiner—Catherine E. Kemper
Attorney, Agent, or Firm—John A. Doninger

[57] CLAIM

The ornamental design for a bowl scraper or the like, substantially as shown.

DESCRIPTION

FIG. 1 is a perspective view of a bowl scraper or the like, showing my new design;
FIG. 2 is a top plan view thereof;
FIG. 3 is a front edge elevational view thereof;
FIG. 4 is an elevational view of the side shown in FIG. 1;
FIG. 5 is a rear edge elevational view thereof;
FIG. 6 is a bottom plan view thereof;
FIG. 7 is an elevational view of the side opposite that shown in FIG. 1.



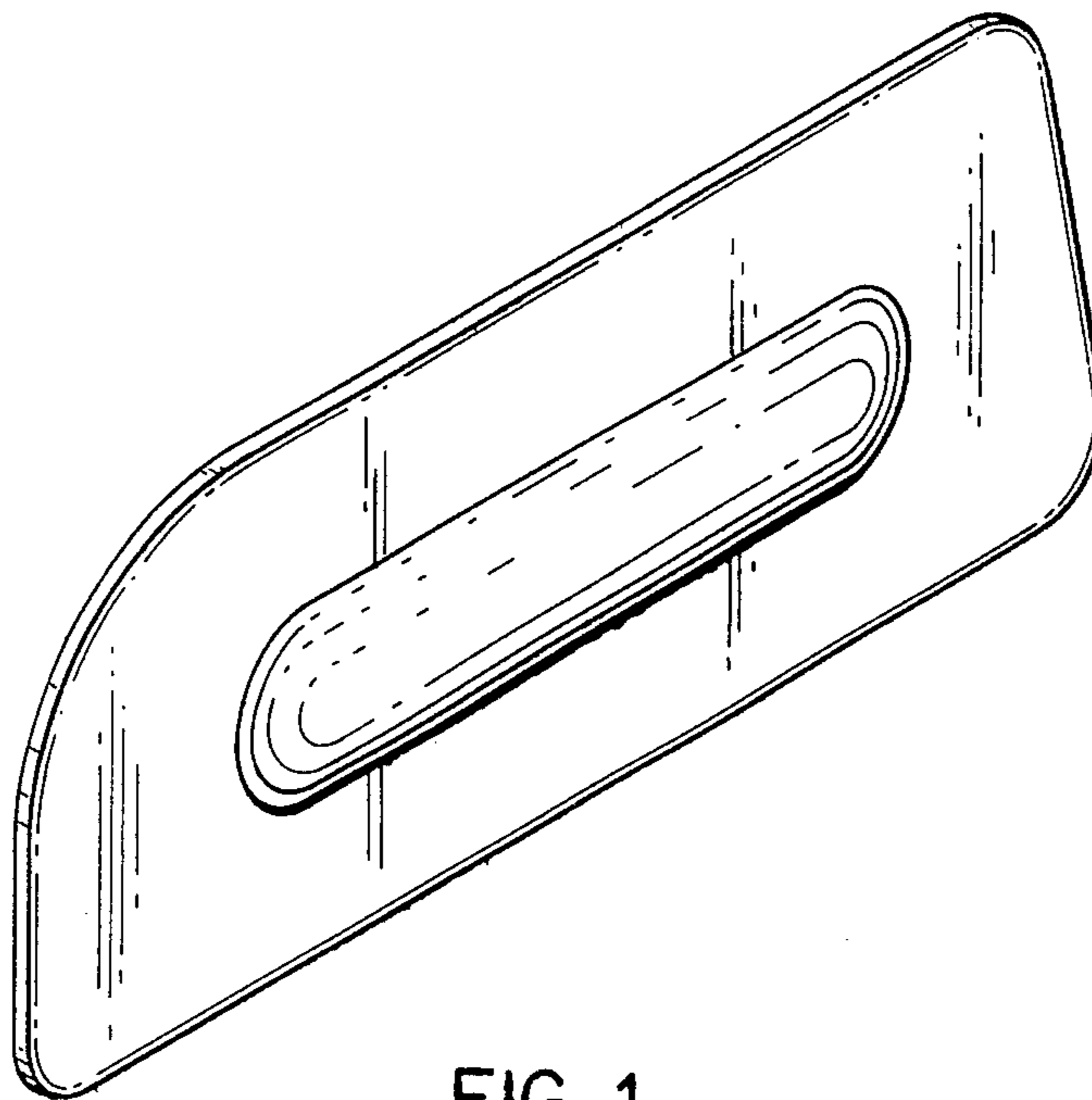


FIG. 1



FIG. 2

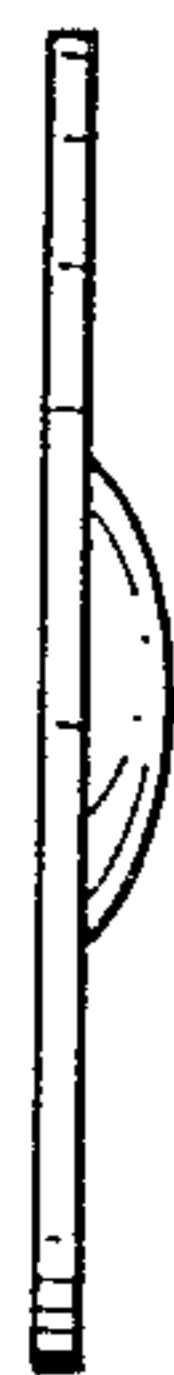


FIG. 3

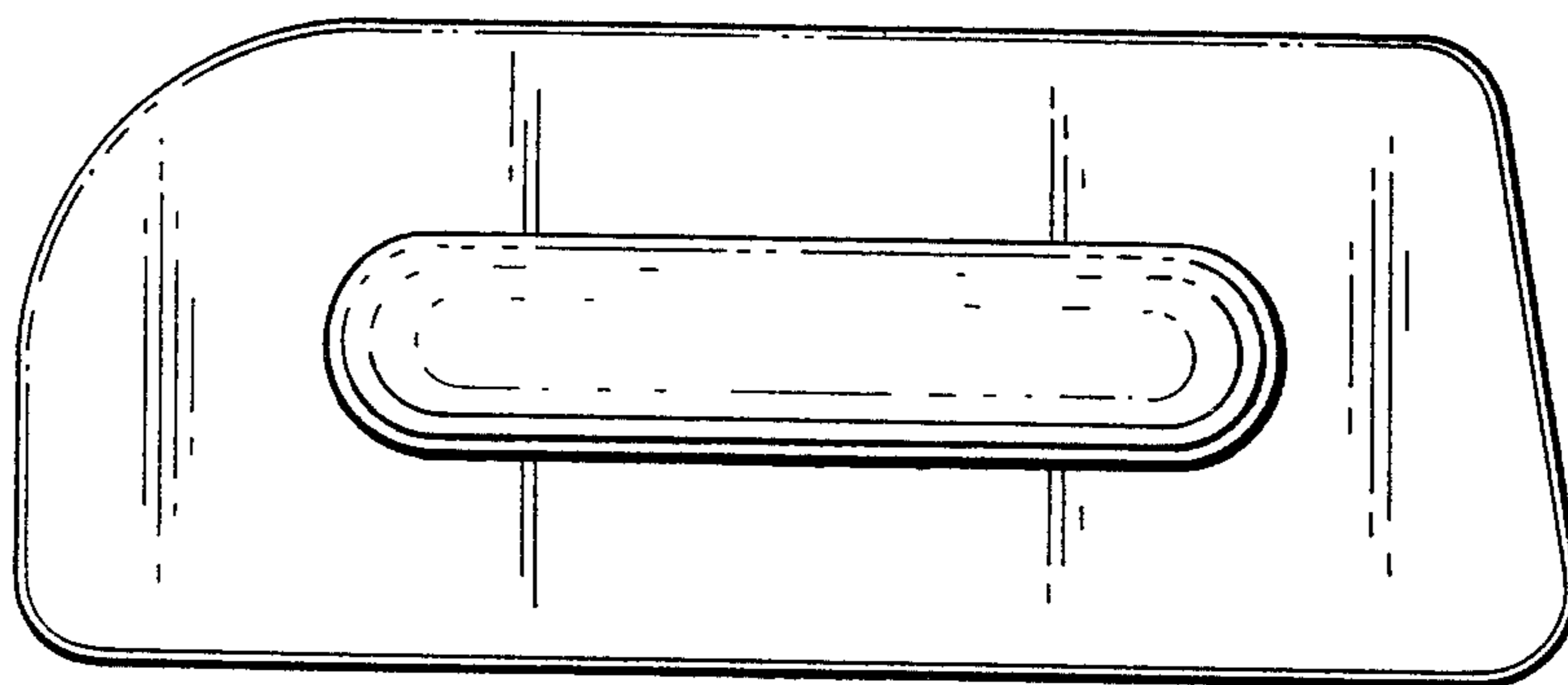


FIG. 4



FIG. 5




FIG. 6




FIG. 7