

[54] OIL MASSAGE BAND

[76] Inventor: Hans Landes, Achenerweg 56, 7972 Isny/Allg, Fed. Rep. of Germany

[\*\*] Term: 14 Years

[21] Appl. No.: 340,810

[22] Filed: Jan. 19, 1982

[52] U.S. Cl. .... D24/36; D28/63

[58] Field of Search ..... D24/36, 64; 15/209 R, 15/222, 227, 210 R; D28/63; 401/6, 7, 8; 128/327, DIG. 15

[56] References Cited

U.S. PATENT DOCUMENTS

D. 235,788	7/1975	Eberhardt	.....	D24/36
D. 235,789	7/1975	Eberhardt	.....	D24/36
D. 263,869	4/1982	Sumiyasu	.....	D24/36
D. 264,624	5/1982	Wu	.....	D24/36

2,544,216	3/1951	Brackmann	.....	D28/63 X
3,364,511	1/1968	Martin	.....	15/222
3,977,796	8/1976	Gillespie et al.	.....	401/8
4,149,540	4/1979	Hasslinger	.....	128/327
4,196,490	4/1980	Janzon	.....	D28/63 X


Primary Examiner—A. Hugo Word  
Attorney, Agent, or Firm—Schwartz, Jeffery, Schwaab, Mack, Blumenthal & Koch

[57] CLAIM


The ornamental design for an oil massage band, as shown and deccribed.

DESCRIPTION


FIG. 1 is a top perspective view of an oil massage band showing my new design;  
FIG. 2 is a top plan view thereof;  
FIG. 3 is a bottom plan view thereof;  
FIG. 4 is an enlarged side elevation view thereof; and  
FIG. 5 is an enlarged end elevation thereof.



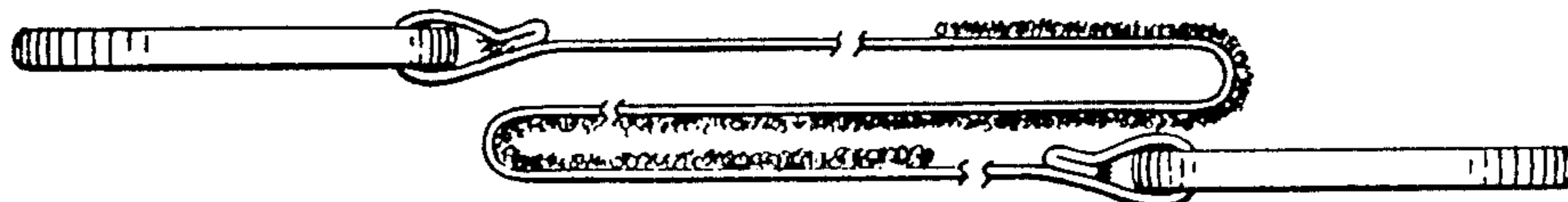
*Fig. 1*



*Fig. 2*



*Fig. 3*



*Fig. 4*



*Fig. 5*