

[54] **COMBINED WHEEL AND TIRE**

[75] **Inventor: Horst L. A. Honsa, Savannah, Tenn.**

[73] **Assignee: Sun Metal Products, Inc., Warsaw, Ind.**

[\*\*] **Term: 14 Years**

[21] **Appl. No.: 357,806**

[22] **Filed: Mar. 15, 1982**

[52] **U.S. Cl. .... D12/135; D12/204**

[58] **Field of Search ..... D12/135, 204; 301/63 R, 301/63 PW, 64 R, 64 SD, 65**

[56] **References Cited**

**U.S. PATENT DOCUMENTS**

D. 192,417 3/1962 Hulterstrum ..... D12/135

D. 221,833 9/1971 Haydock ..... D12/135  
D. 239,619 4/1976 May et al. .... D12/204  
D. 247,322 2/1978 Burroughs ..... D12/135  
D. 249,679 9/1978 Rotheiser ..... D12/204

*Primary Examiner*—James M. Gandy  
*Attorney, Agent, or Firm*—John S. Fosse

[57] **CLAIM**

The ornamental design for a combined wheel and tire, substantially as shown and described.

**DESCRIPTION**

FIG. 1 is a perspective view of a combined wheel and tire showing my new design;  
FIG. 2 is an enlarged side elevational view thereof, the opposite side being a reverse image thereof; and  
FIG. 3 is an enlarged end elevational view thereof.

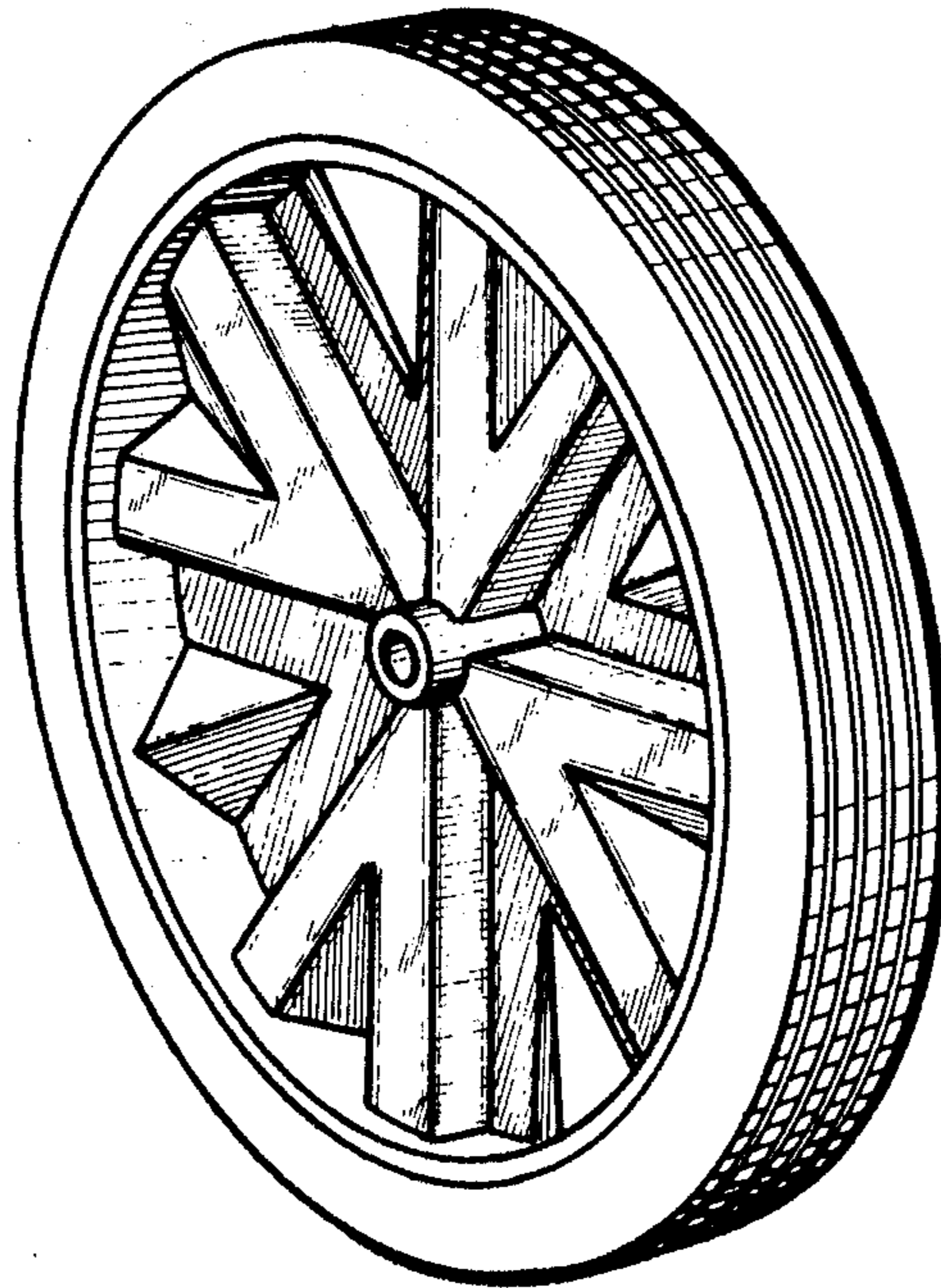


FIG. 1

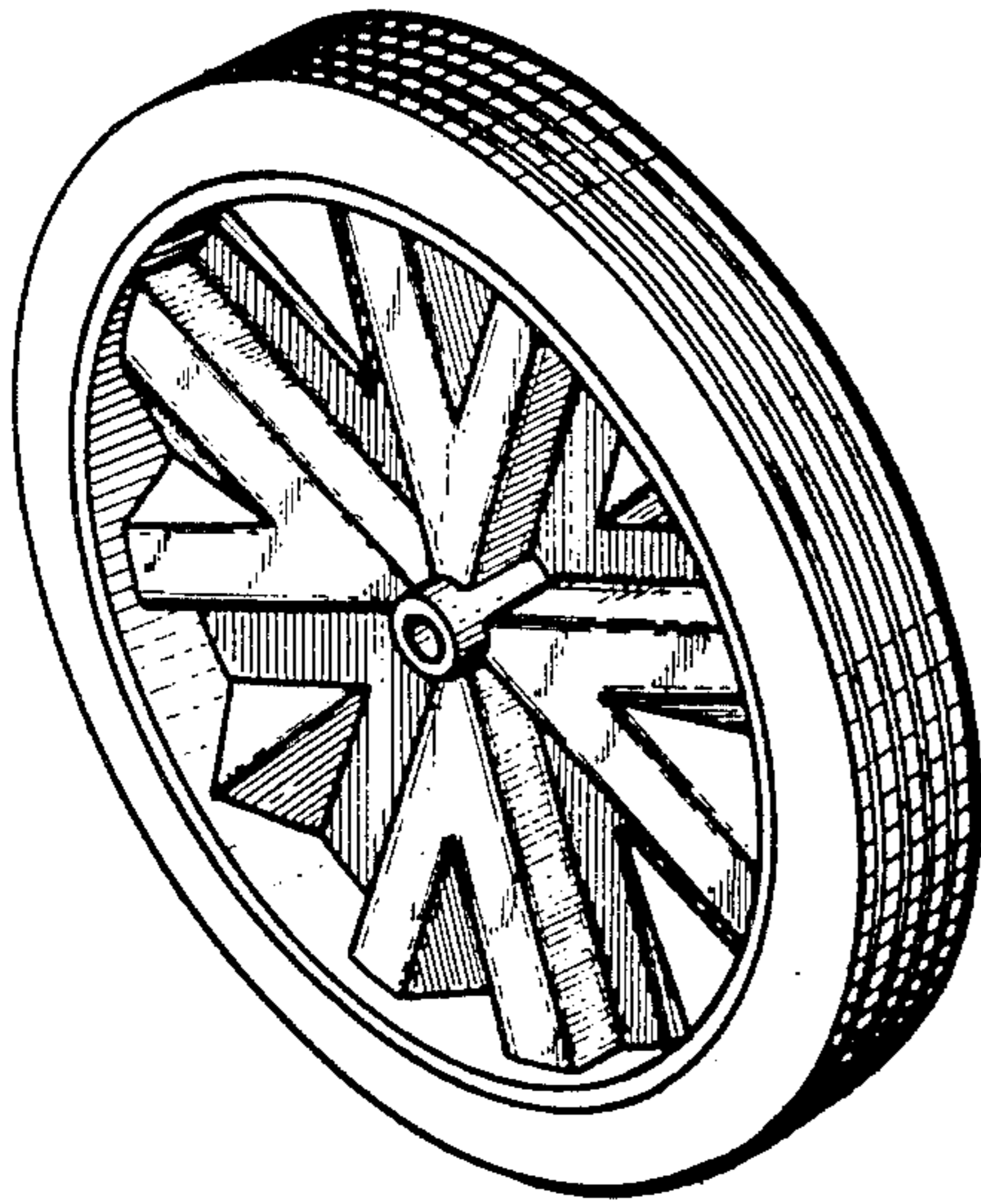


FIG. 2




FIG. 3

