

[54] BUCKLE FOR BELTS OR THE LIKE

[75] Inventor: Yoshihiro Kanzaka, Nyuzen, Japan

[73] Assignee: Yoshida Kogyo K.K., Tokyo, Japan

[\*\*] Term: 14 Years

[21] Appl. No.: 379,565

[22] Filed: May 18, 1982

[30] Foreign Application Priority Data

Nov. 20, 1981 [JP] Japan ..... 56-51417

[52] U.S. Cl. .... D2/414; D2/408

[58] Field of Search ..... D2/380-394, D2/405, 408, 414, 416, 452; 24/31 R, 163 K, 163 KO, 163 R, 163 FC, 165, 186, 187, 197, 198, 199, 200, 323

[56] References Cited

U.S. PATENT DOCUMENTS

D. 176,378	12/1955	Paulson	.....	D2/414
2,285,714	6/1942	Hirsh	.....	24/199
2,807,852	10/1957	Rave	.....	24/197
4,035,877	7/1977	Brownson et al.	.....	24/323
4,282,634	8/1981	Krauss	.....	24/323

OTHER PUBLICATIONS

*Hong Kong Enterprise*, vol. 7/1980, p. 305; separable snap center of page.

*Hong Kong Enterprise*, vol. 3/1981, p. 75; plastic glittered combs on page.

*Primary Examiner*—Bernard Ansher

*Assistant Examiner*—Carmen H. Vales

*Attorney, Agent, or Firm*—Hill, Van Santen, Steadman & Simpson

[57] CLAIM

The ornamental design for a buckle for belts or the like, substantially as shown and described.

DESCRIPTION

FIG. 1 is a front elevational view of a buckle for belts or the like showing my new design;

FIG. 2 is a rear elevational view thereof;

FIG. 3 is a top plan view, the bottom plan view being identical thereto;

FIG. 4 is a left side elevational view thereof;

FIG. 5 is a right side elevational view thereof;

FIG. 6 is an exploded perspective view thereof.

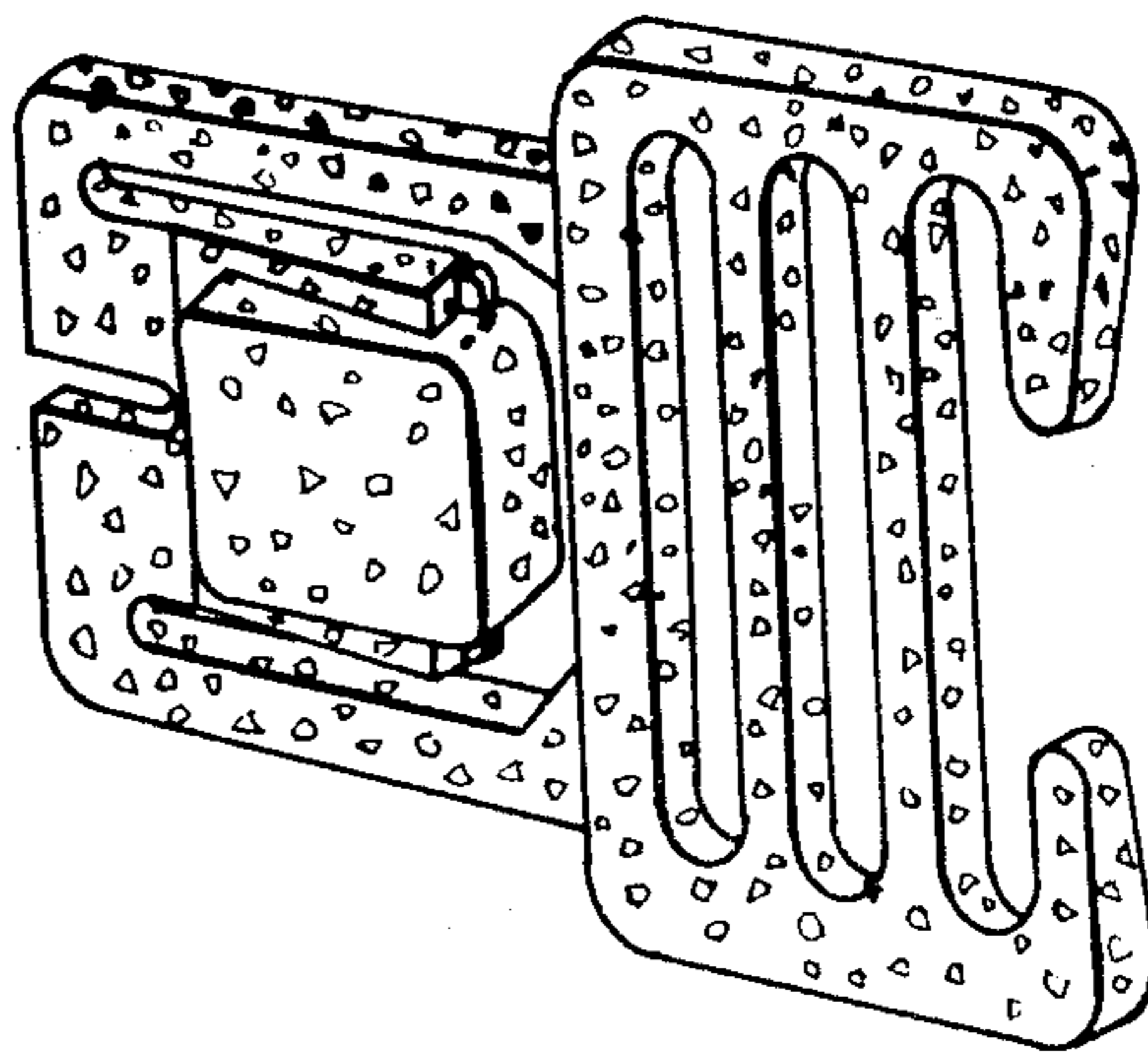
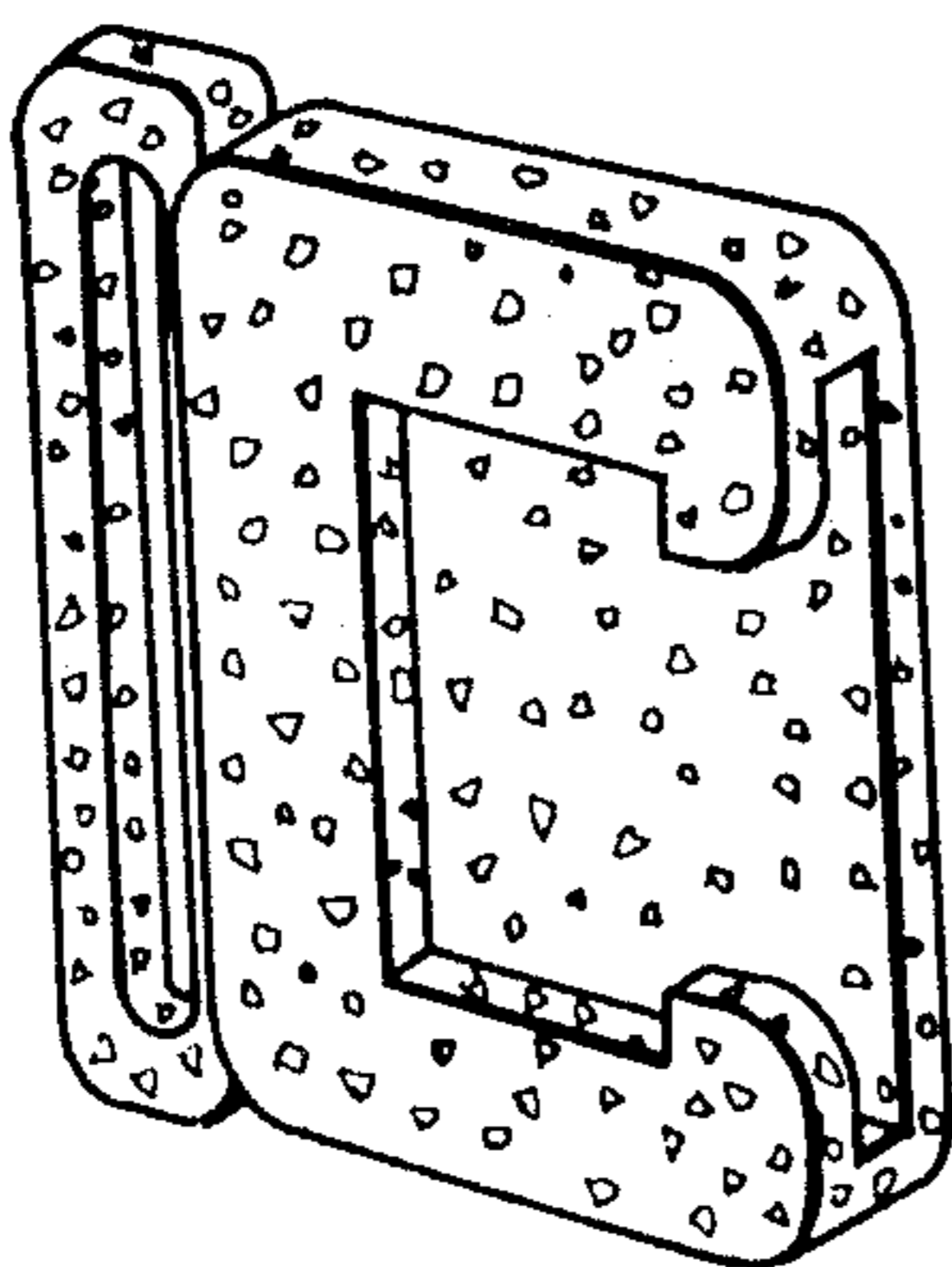


FIG. 4




FIG. 1

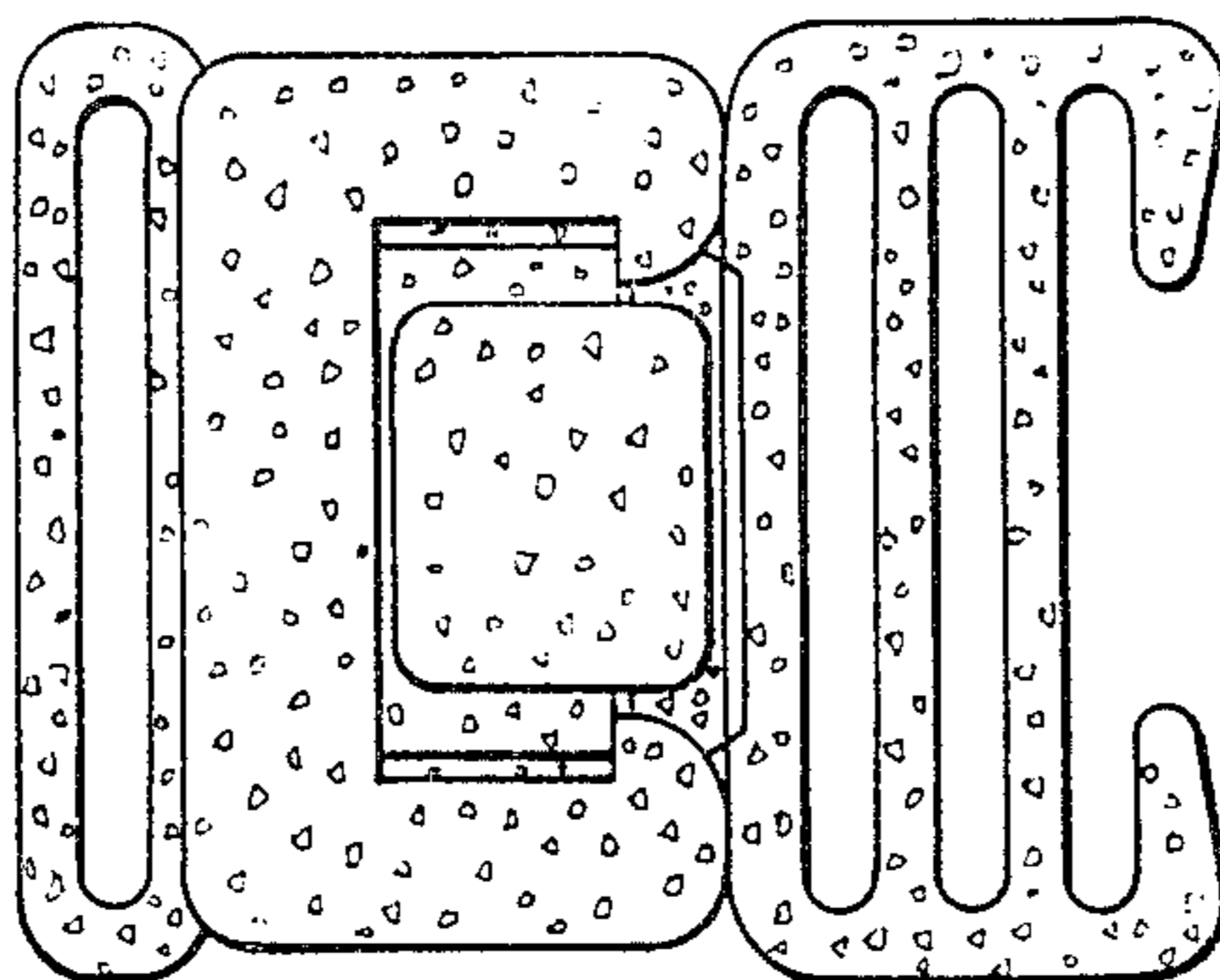


FIG. 5



FIG. 3




FIG. 2

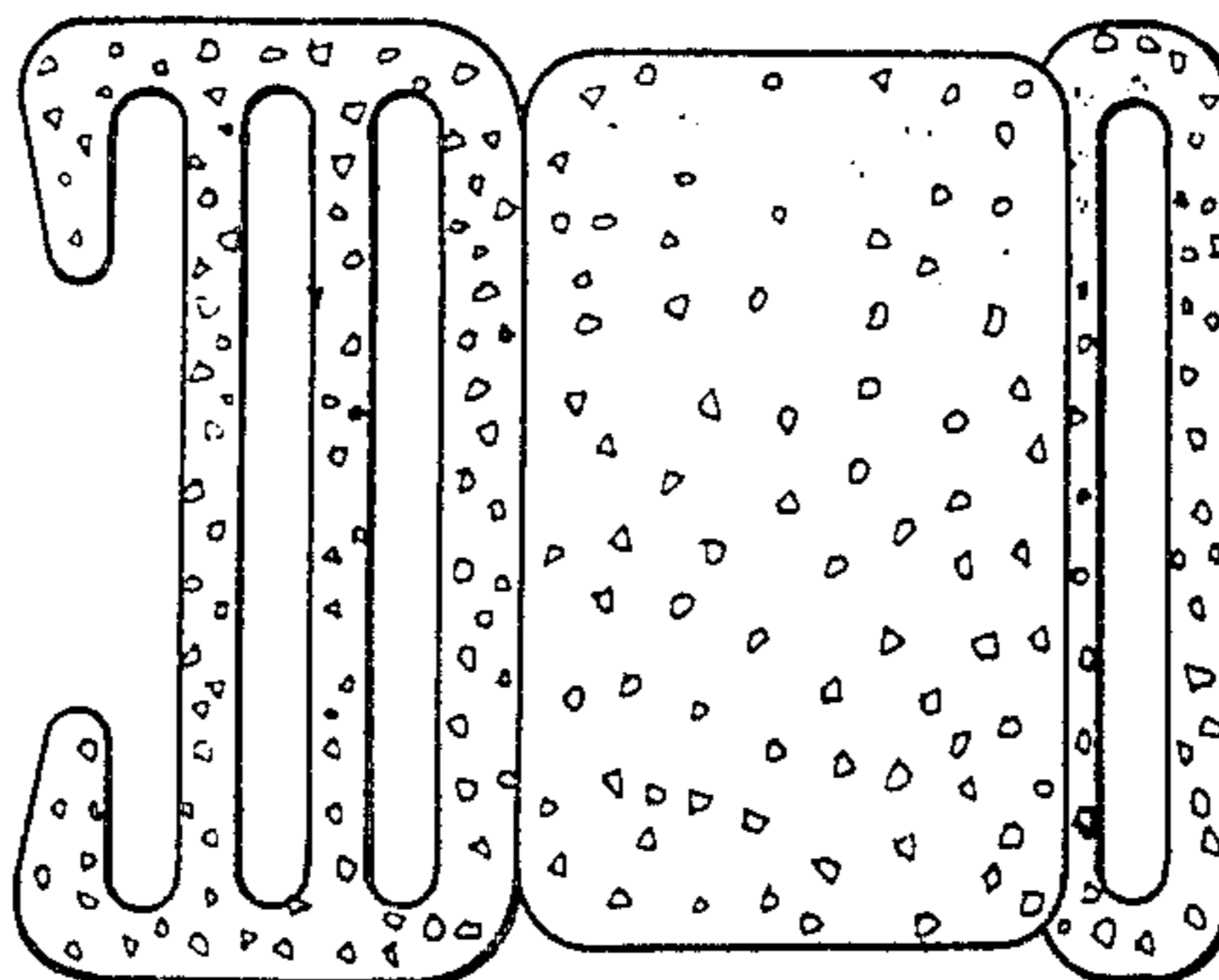


FIG. 6

