

[54] SURGICAL INSTRUMENT TRAY

[76] Inventor: Isamari Villarreal, 830 S. Flower, Santa Ana, Calif. 92703

[**] Term: 14 Years

[21] Appl. No.: 357,262

[22] Filed: Mar. 11, 1982

[52] U.S. Cl. D24/31

[58] Field of Search D9/456, 431, 425; D24/31; 206/561, 591

[56] References Cited

U.S. PATENT DOCUMENTS

- D. 209,641 12/1967 Goldberg D24/31
- D. 226,266 2/1972 Rem et al. D24/31
- D. 244,581 6/1977 Keough D9/456
- D. 249,362 9/1978 Forsman D24/31

- D. 253,628 12/1979 Adamson D24/31 X
- 3,640,209 2/1972 Wilson 426/523

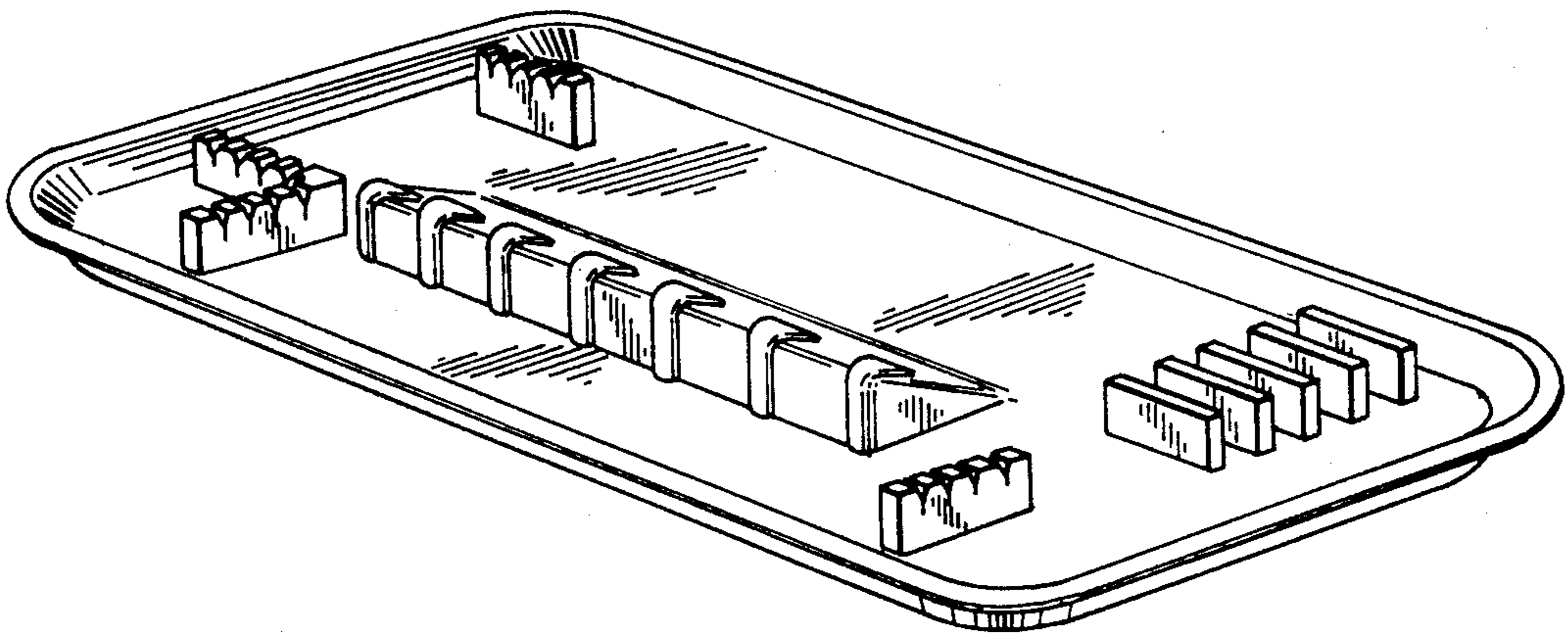
Primary Examiner—A. Hugo Word
Attorney, Agent, or Firm—Grover A. Frater

[57] CLAIM

The ornamental design for a surgical instrument tray, as shown and described.

DESCRIPTION

FIG. 1 is an isometric view of a surgical instrument tray showing my new design;
 FIG. 2 is a top plan view thereof;
 FIG. 3 is a bottom plan view thereof;
 FIG. 4 is a view of one end thereof;
 FIG. 5 is a view of the other side thereof;
 FIG. 6 is a rear elevational view thereof; and
 FIG. 7 is a front elevational view thereof.



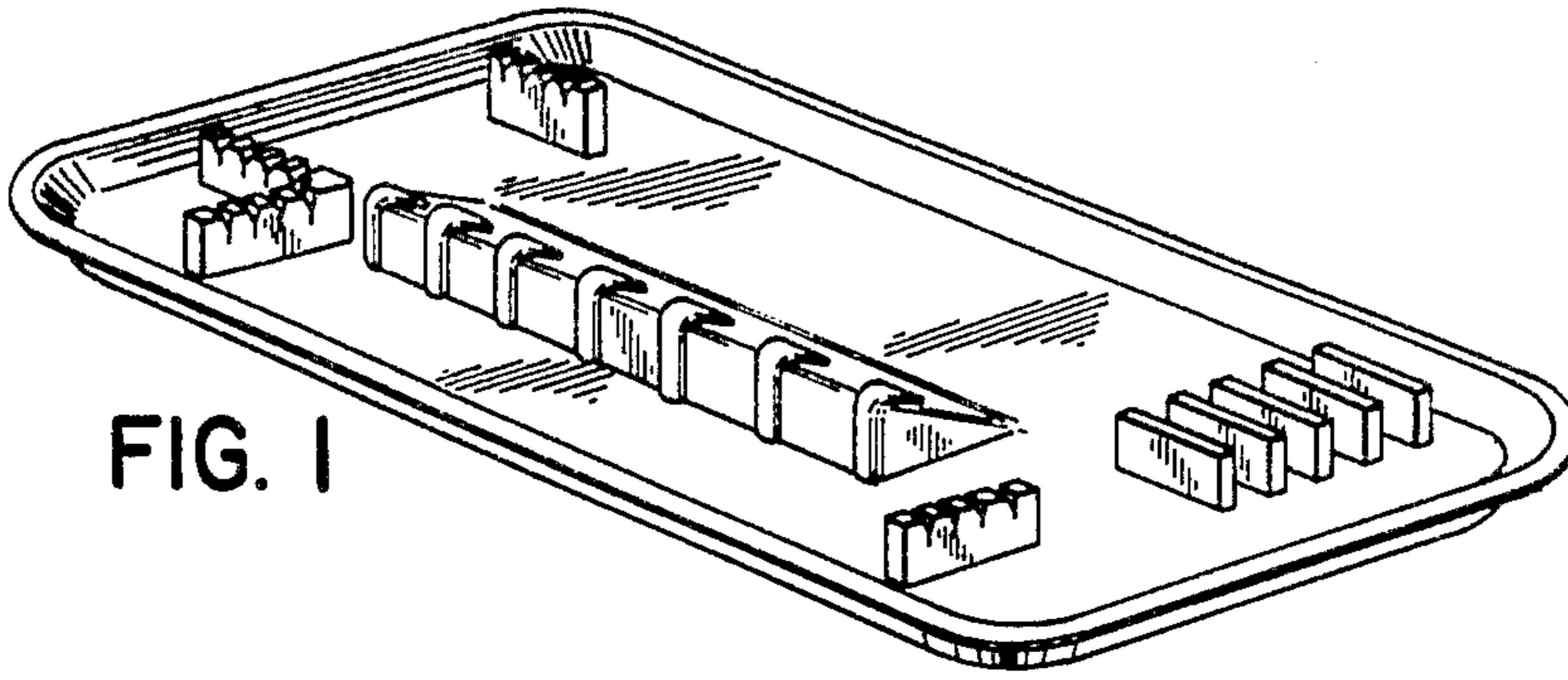


FIG. 1

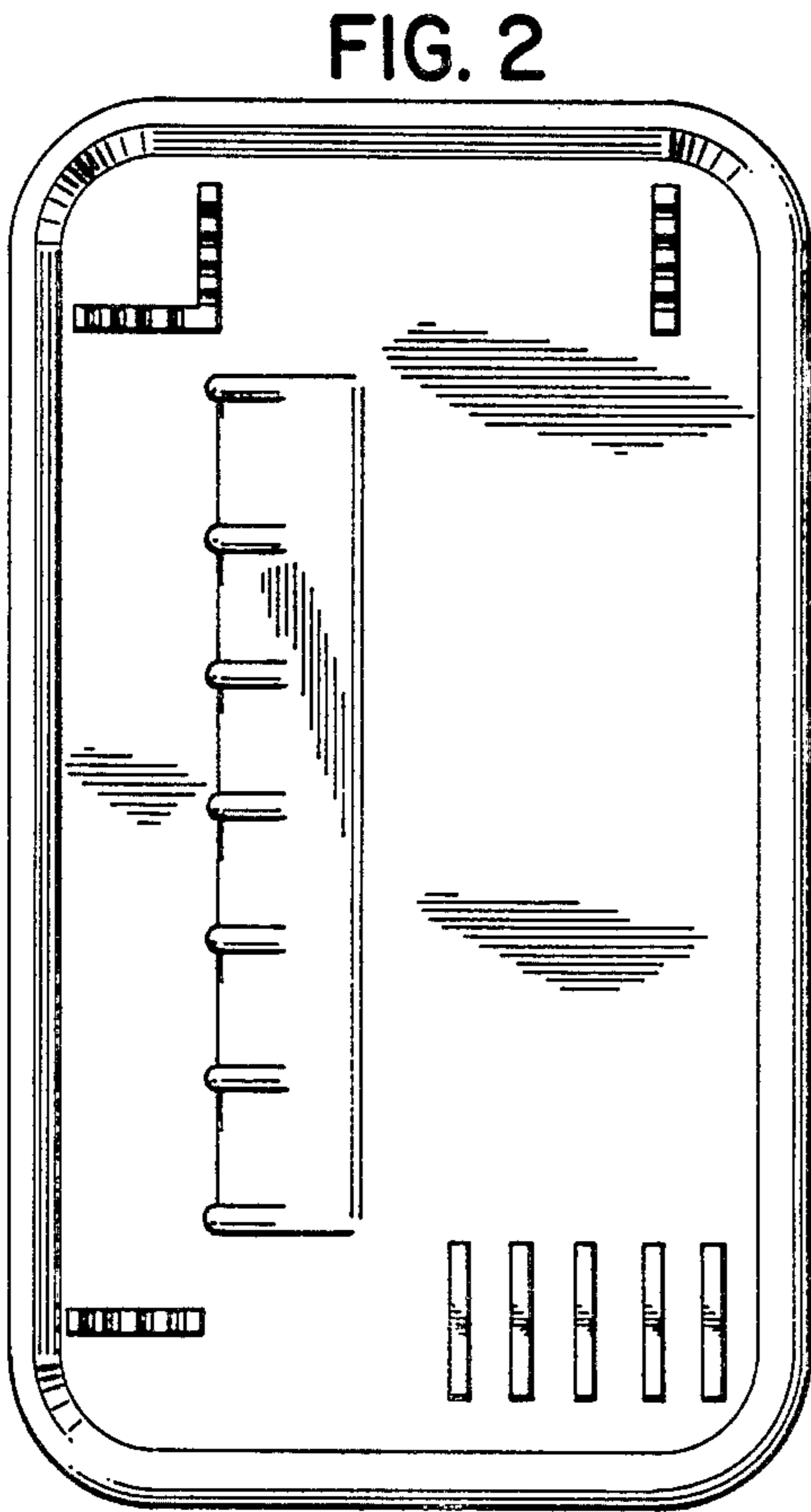


FIG. 2




FIG. 3

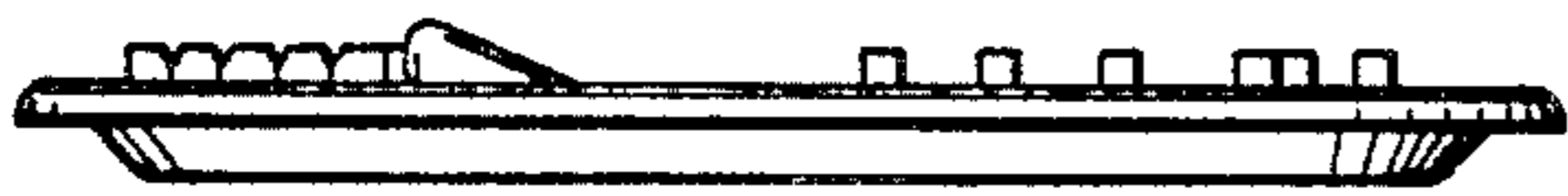


FIG. 4



FIG. 5



FIG. 6



FIG. 7