

[54] HOUSING FOR A DESK TELEPHONE STAND

[75] Inventors: Keith D. Bartley; James P. Dornbusch, both of Indianapolis, Ind.; Donald M. Genaro, Haworth, N.J.; John N. McGarvey, Drexel Hill, Pa.; Craig F. Sampson, Indianapolis, Ind.; Michael P. Zambelli, Maplewood, N.J.

[73] Assignee: AT&T Bell Laboratories, Murray Hill, N.J.

[\*\*] Term: 14 Years

[21] Appl. No.: 455,885

[22] Filed: Jan. 5, 1983

[52] U.S. Cl. .... D14/60

[58] Field of Search ..... D14/58, 59, 60, 61, D14/52, 53, 101, 115, 92, 93; 179/100 D-100 R, 100 L, 179

[56] References Cited

U.S. PATENT DOCUMENTS

- D. 135,891 6/1943 Norton et al. .... D14/60
- D. 193,269 7/1962 Hose ..... D14/62
- D. 193,270 7/1962 Hose ..... D14/62
- D. 209,286 11/1967 Kagan ..... D14/58
- D. 211,643 7/1968 Kamp ..... D14/58
- D. 219,221 11/1970 Payne ..... D14/56

- D. 233,765 11/1974 Manchese ..... D14/56
- D. 253,345 11/1979 Read ..... D14/60
- D. 258,507 3/1981 Dietrich ..... D14/66
- D. 258,957 4/1981 Bevilacqua et al. .... D14/115
- D. 259,639 6/1981 Anthony et al. .... D14/60
- D. 262,288 12/1981 Sistek et al. .... D14/58
- D. 272,624 2/1984 Geraro et al. .... D14/115
- 3,301,958 1/1967 Blakeslee et al. .... D14/58
- 3,483,333 12/1969 Cregeen ..... 179/100 D

OTHER PUBLICATIONS

Photographs appearing on box in which product shown is sold—Copyright Date is 1980; Manufacturer is Tenex Corp., Elk Grove, Ill.

Primary Examiner—Wallace R. Burke  
Assistant Examiner—Horace B. Fay  
Attorney, Agent, or Firm—H. L. Newman

[57] CLAIM

The ornamental design for a housing for a desk telephone stand, substantially as shown and described.

DESCRIPTION

FIG. 1 is a perspective view showing our new design for a housing for a desk telephone stand; FIG. 2 is a top plan view thereof; FIG. 3 is a left elevation view thereof; FIG. 4 is a right elevation view thereof; FIG. 5 is a front perspective view thereof, presenting substantially an elevation view; and FIG. 6 is a rear elevation view thereof.




FIG. 1



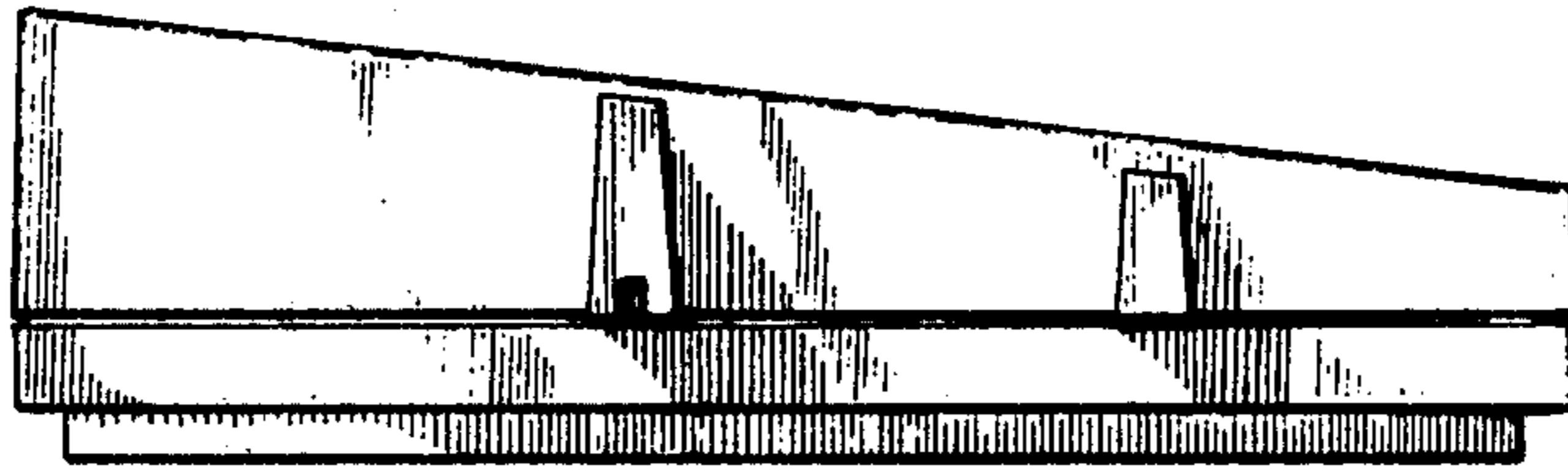


FIG. 2



*FIG. 3*



*FIG. 4*




FIG. 5




FIG. 6

