

[54] DEMARCATION TELEPHONE PROTECTOR BLOCK

[56] References Cited

U.S. PATENT DOCUMENTS

D. 249,789 10/1978 De Luca ..... D13/24  
3,957,335 5/1976 Troy ..... 339/125 R

[75] Inventors: Paul V. Deluca, Plandome Manor;  
Loren A. Singer, Jr., Mamaroneck;  
Albert Atun, Valley Stream, all of  
N.Y.

Primary Examiner—Susan J. Lucas  
Attorney, Agent, or Firm—Charles E. Temko

[73] Assignee: Porta Systems Corp., Syosset, N.Y.

[57] CLAIM

The ornamental design for a demarcation telephone protector block, as shown and described.

[\*\*] Term: 14 Years

DESCRIPTION

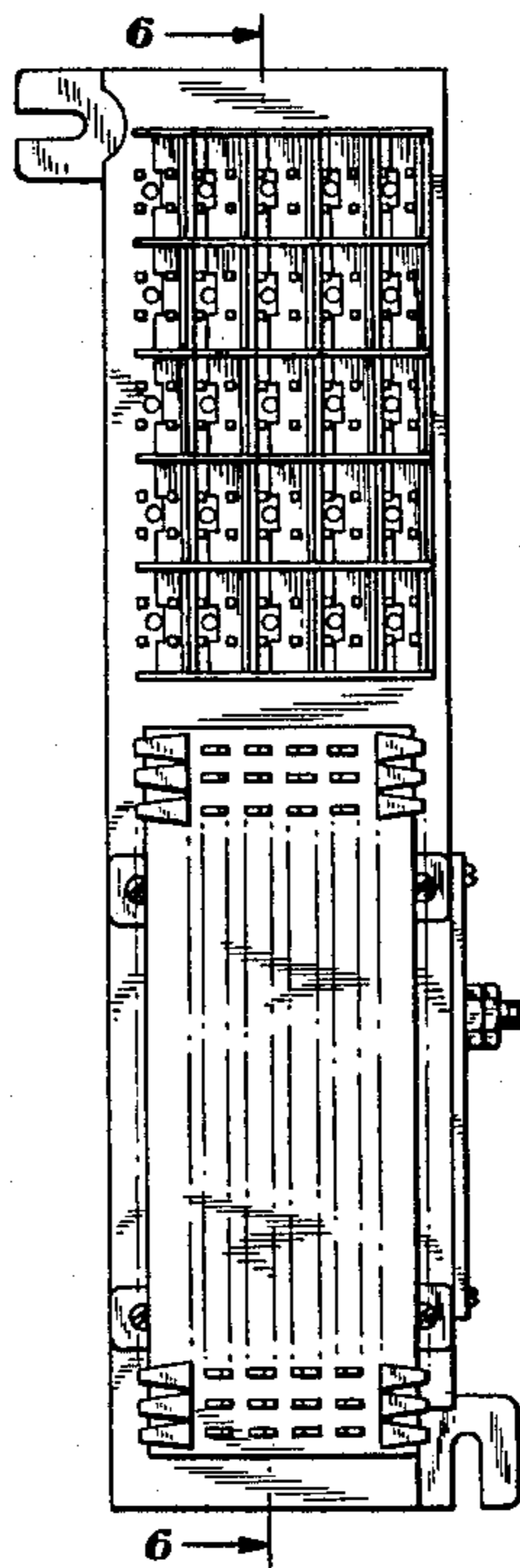
[21] Appl. No.: 403,115

FIG. 1 is a front elevational view of a demarcation telephone protector block showing our new design; FIG. 2 is a side elevational view thereof, as seen from the left hand portion of FIG. 1; FIG. 3 is a rear elevational view thereof; FIG. 4 is a top plan view thereof; FIG. 5 is a bottom plan view thereof; and FIG. 6 is a vertical sectional view thereof on an enlarged scale as seen from the plane 6—6 in FIG. 1. The terminals are partially shown in FIGS. 1, 2 and 6 for convenience of illustration.

[22] Filed: Jul. 29, 1982

[52] U.S. Cl. .... D13/24

[58] Field of Search ..... D13/24; 179/98;  
339/18 R, 18 B, 18 C, 91 R, 103, 198 R, 196 R,  
176 R, 176 M, 125 R



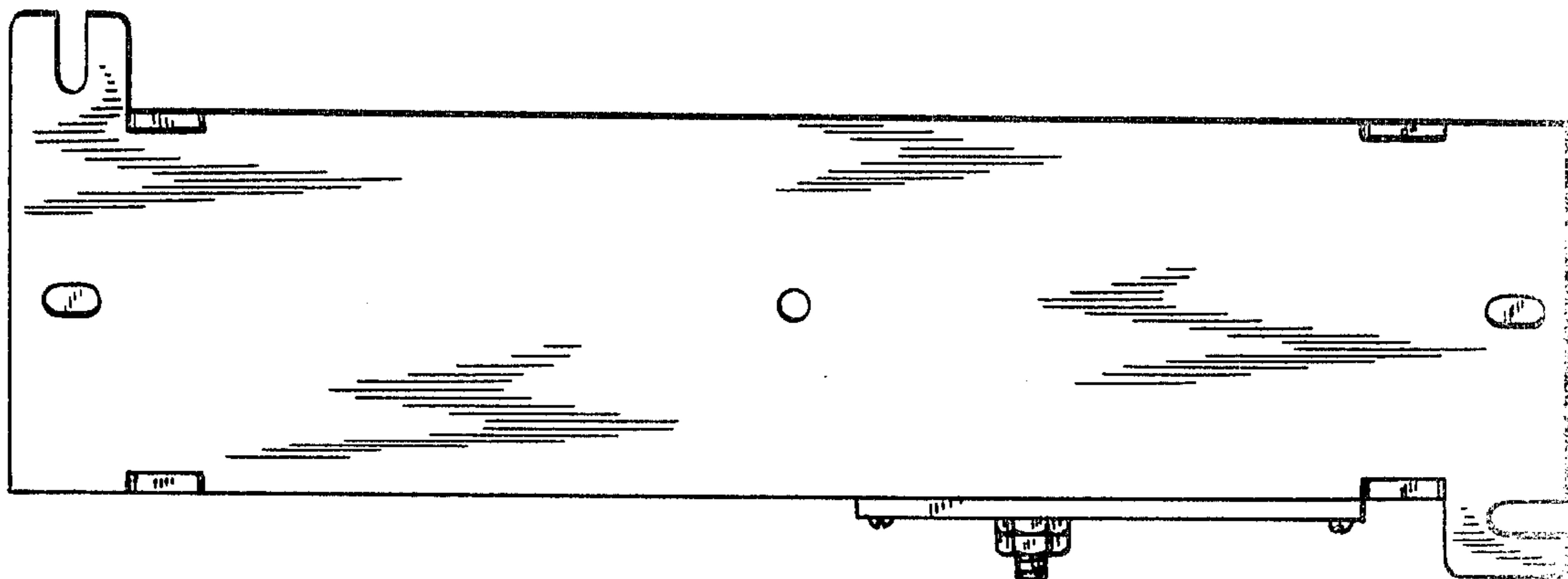


FIG. 3

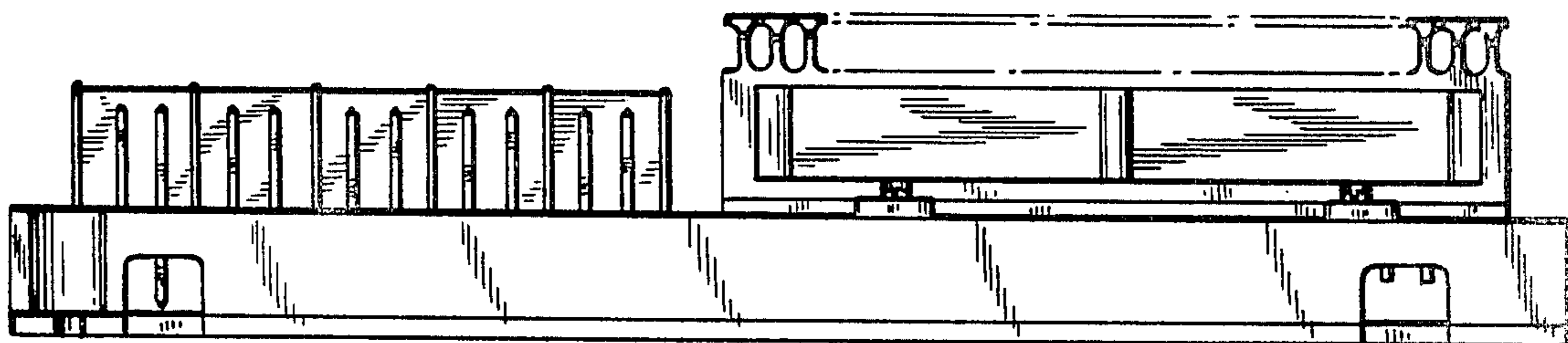


FIG. 2

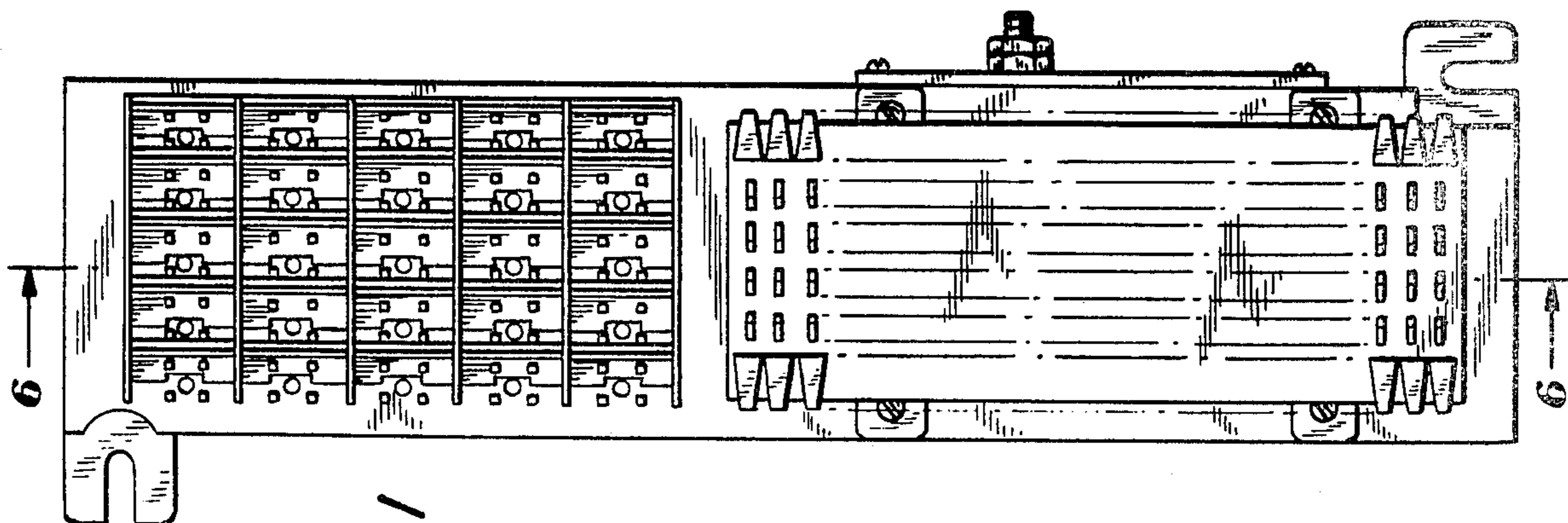

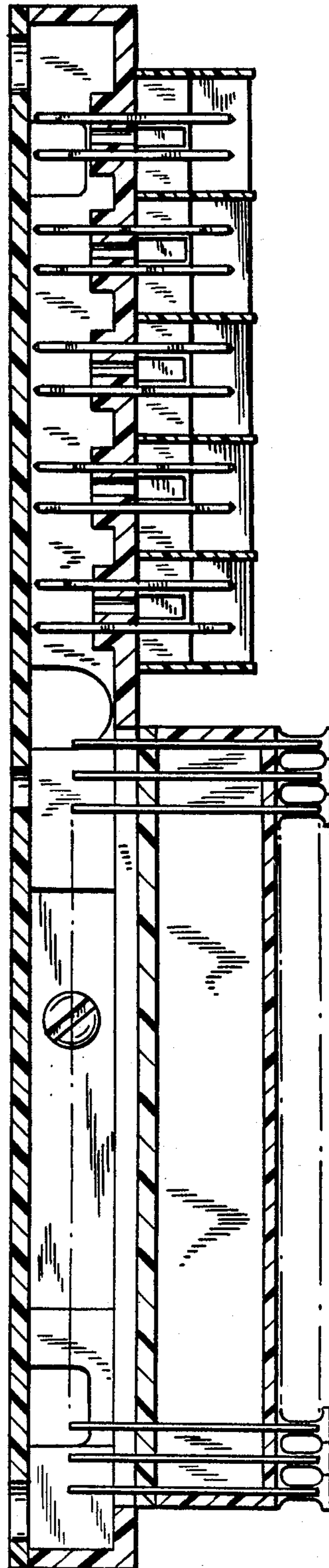


FIG. 1

*FIG. 4*



*FIG. 6*



*FIG. 5*

