

[54] WRIST WATCH

[76] Inventor: Jean-Pierre Ecoffey, 13c, rue de Veyrot, 1217 Meyrin, Switzerland

[\*\*] Term: 14 Years

[21] Appl. No.: 341,529

[22] Filed: Jan. 21, 1982

[30] Foreign Application Priority Data

Jul. 29, 1981 [CH] Switzerland ..... 71.644

[52] U.S. Cl. .... D10/32

[58] Field of Search ..... D10/1, 2, 30-32, D10/37-39, 122-130; 368/276-278, 285, 280-282, 318

[56] References Cited

U.S. PATENT DOCUMENTS

- D. 150,049 6/1948 Arpels ..... D10/32
- D. 247,133 1/1978 Tiep ..... D10/38 X
- D. 248,547 7/1978 Fernando ..... D10/38 X

OTHER PUBLICATIONS

*Jewelers' Circular-Keystone*, 3/78, p. 56, Watch at right.

*Jewelers' Circular-Keystone*, 9/78, p. 127, Watch at bottom right.

*Swiss Watch & Jewelry Journal*, 1/81, p. 16, Watches at bottom left.

*European Jeweler*, 4/81, p. 109, Watch at bottom left.

Primary Examiner—Louis S. Zarfes

Attorney, Agent, or Firm—McGlew and Tuttle

[57] CLAIM

The ornamental design for a wrist watch, as shown and described.

DESCRIPTION

FIG. 1 is a top plan view of a wrist watch showing my new design, with the hands shown in broken line to indicate environment;

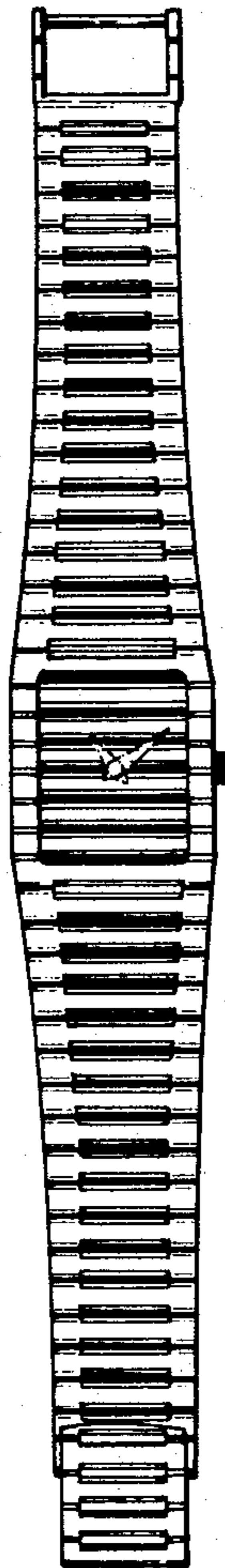
FIG. 2 is a top plan view of a wrist watch showing a modified form of my new design, also with the hands shown in broken lines to indicate environment;

FIG. 3 is a bottom plan view of the first embodiment;

FIG. 4 is a bottom plan view of the second embodiment;

FIG. 5 is a right side elevational view of the first embodiment; and

FIG. 6 is a right side elevational view of the second embodiment.



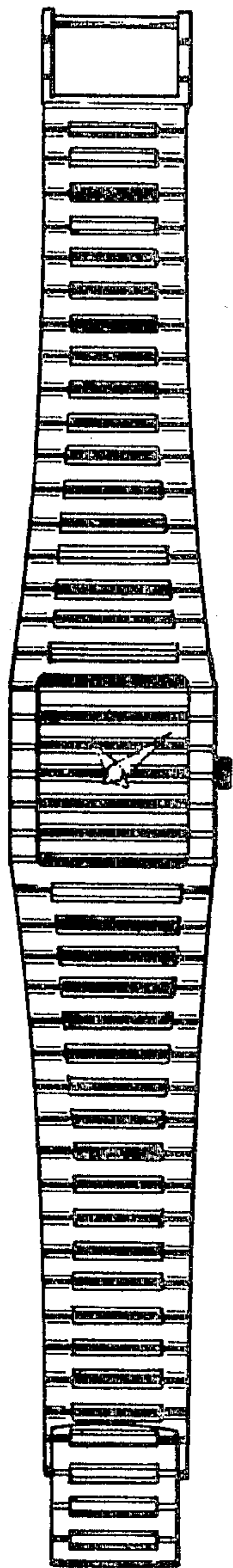


FIG. 1

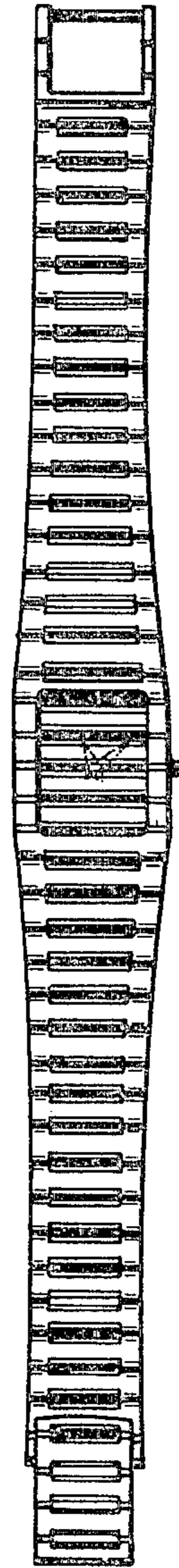


FIG. 2

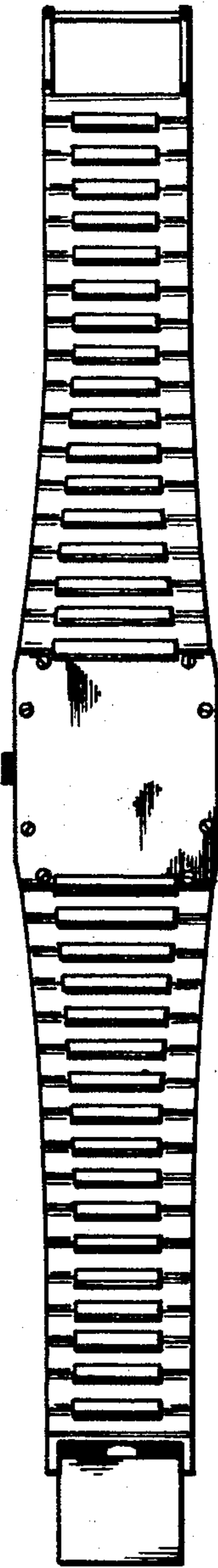


FIG. 3




FIG. 4



FIG. 5



FIG. 6