

[54] SERVICE STATION

[75] Inventor: Charles M. Baffo, Wilton, Conn.

[73] Assignee: Mobil Oil Corporation, New York, N.Y.

[**] Term: 14 Years

[21] Appl. No.: 413,321

[22] Filed: Aug. 31, 1982

[52] U.S. Cl. D25/1; D25/19; D25/56

[58] Field of Search D25/1, 18, 19, 22, 23, D25/56; 52/66

[56] References Cited

U.S. PATENT DOCUMENTS

| | | | | |
|------------|---------|---------------|-------|----------|
| D. 194,095 | 11/1962 | Little | | D25/23 |
| D. 217,288 | 4/1970 | Noyes | | D25/56 X |
| D. 241,632 | 9/1976 | Noyes | | D25/56 |
| 2,959,826 | 11/1960 | Larsen et al. | | D25/56 X |


Primary Examiner—A. Hugo Word
Attorney, Agent, or Firm—Alexander J. McKillop;
Michael G. Gilman; Charles J. Speciale

[57] CLAIM

The ornamental design for a service station, as described above and shown in the accompanying drawings.

DESCRIPTION

FIG. 1 is a perspective view of a service station showing my new design;
FIG. 2 is a front elevational view thereof with the lower portions of one pair of vertical columns broken away;
FIG. 3 is a top plan view thereof;
FIG. 4 is a rear elevational view thereof; and
FIG. 5 is a side elevational view thereof, the other side elevational view being a mirror image of FIG. 5.
The broken line disclosure of a gasoline pump in FIG. 1 is for illustrative purposes only to show that a gasoline pump may be positioned between one or more pairs of vertical columns, and forms no part of the claimed design.



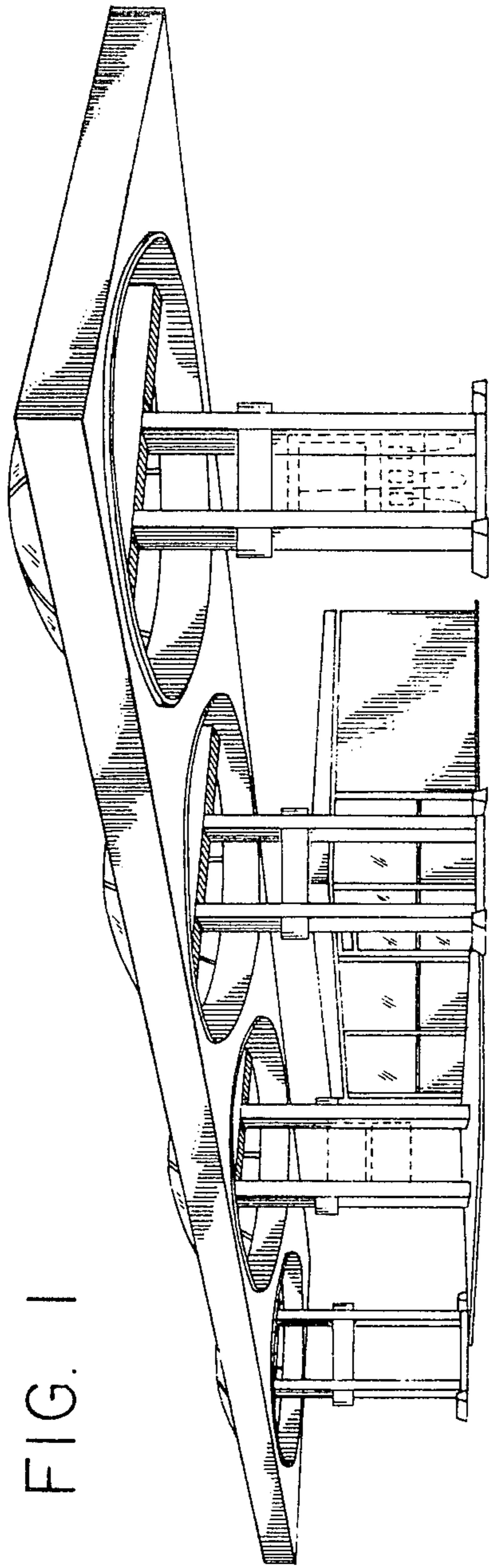


FIG. 1

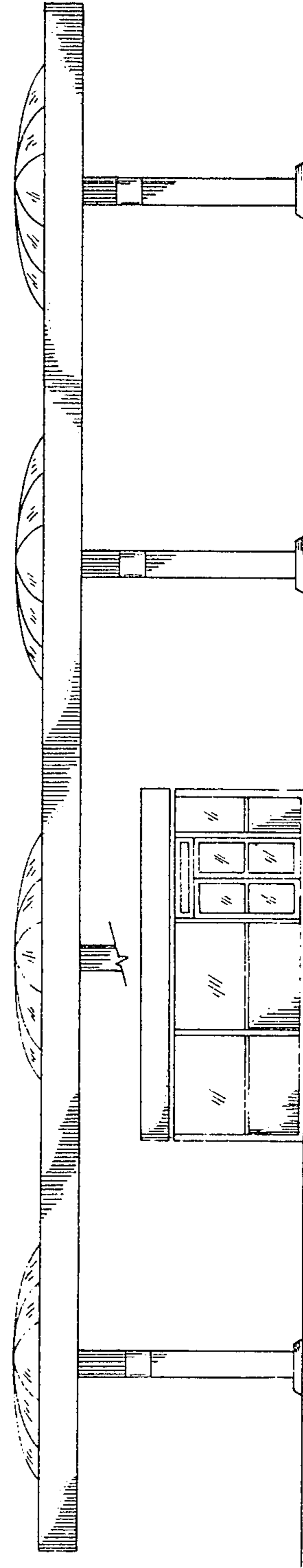


FIG. 2

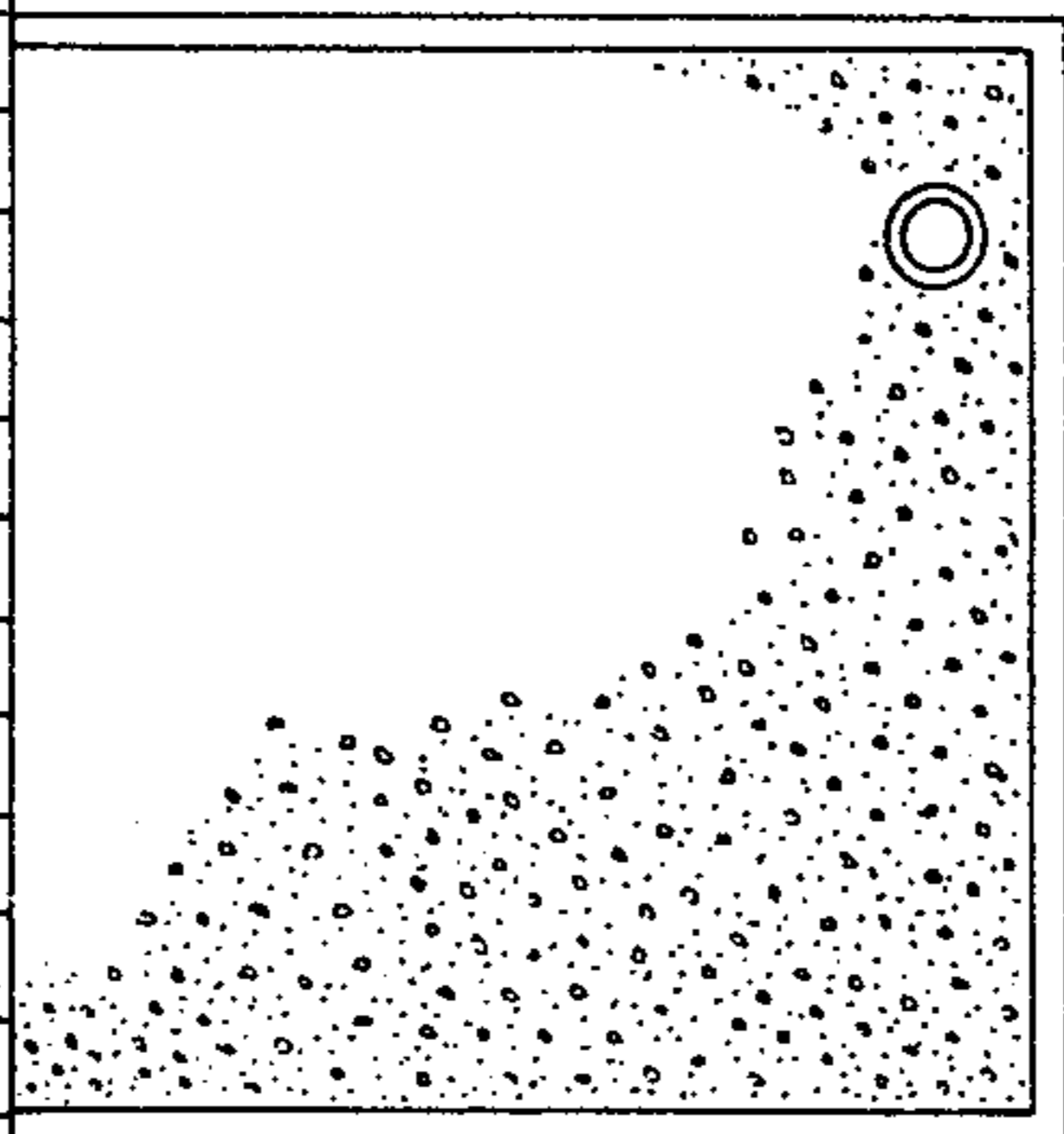
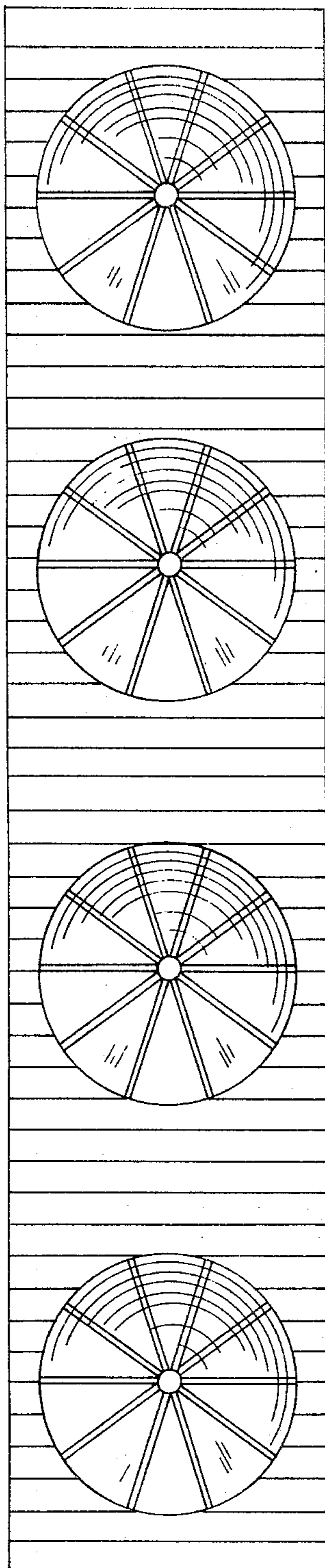


FIG. 3

FIG. 4

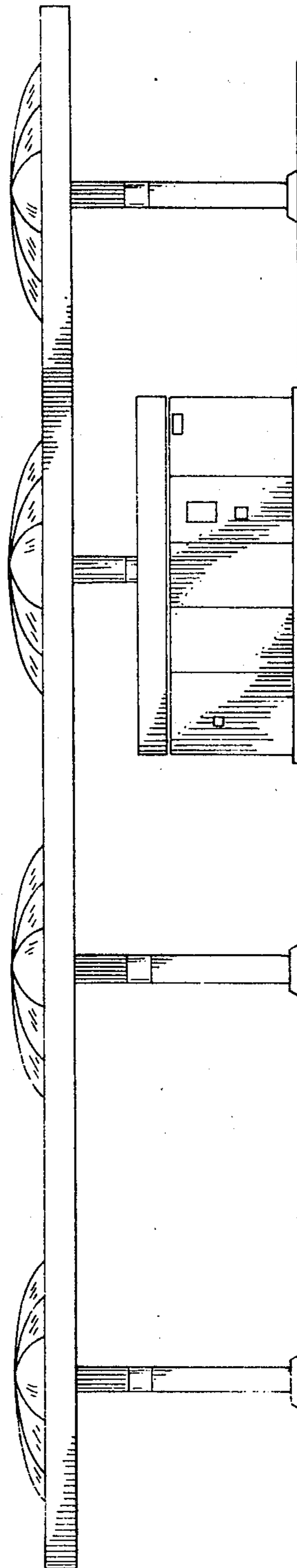


FIG. 5

