

[54] CHILDREN'S TOILET TRAINING CHAIR
 [76] Inventor: James A. Hyman, Sr., 71 Jordan Dr., Hampton, Va. 23666
 [**] Term: 14 Years
 [21] Appl. No.: 341,769
 [22] Filed: Jan. 22, 1982
 [52] U.S. Cl. D23/53; D6/359
 [58] Field of Search D6/8, 11, 12; D23/53; 4/301, 341, 479, 483, 465, 661, 144.1, 144.4

D. 264,372 5/1982 Sachs D23/53
 1,739,366 12/1929 Lang .
 2,446,160 7/1948 Muller 4/1
 2,510,819 6/1950 Gross 240/2.13
 2,530,474 11/1950 Lutzs 4/483
 2,535,704 12/1950 Snyder et al. 4/483 X
 2,769,982 11/1956 Gossett 4/144.1
 3,500,480 3/1970 Michal, Jr. 4/144.4
 3,629,874 12/1971 Beller 4/462
 3,735,428 5/1973 Olivero 4/341

FOREIGN PATENT DOCUMENTS

2309188 11/1976 France 4/479

[56] References Cited

U.S. PATENT DOCUMENTS

D. 36,127 10/1902 Madden 23/63
 D. 41,401 5/1911 Brettell et al. .
 D. 77,876 3/1929 Bleeker 23/53
 D. 81,527 7/1930 Conboy 6/12
 D. 148,247 12/1947 Kirkpatrick 3/53
 D. 149,330 4/1948 Alexander D6/12
 D. 193,056 6/1962 Hunter et al. D6/11
 D. 193,057 6/1962 Hunter et al. D6/11
 D. 207,865 6/1967 Scoby 48/20
 D. 210,581 3/1968 Cantrell D23/53
 D. 220,429 4/1971 Chapman et al. D6/12
 S. 223,757 6/1972 Kinstley 6/12
 D. 227,425 6/1973 Ando 6/12
 D. 227,720 7/1973 Rau, Sr. 6/6
 D. 231,832 6/1974 Panicci 23/53
 D. 233,150 10/1974 Workman 23/67
 D. 233,837 12/1974 Brady 23/67
 D. 235,064 5/1975 Strickland 23/61 X
 D. 241,251 8/1976 Willis D23/53
 D. 242,456 11/1976 Willis D23/53
 D. 243,088 1/1977 Halvorsen 23/53 X
 D. 244,403 5/1977 Deangelis 23/68 X
 D. 258,607 3/1981 Wilson 23/67

OTHER PUBLICATIONS

From Des. 23/53-Earnshaw's (Publn. dated Oct., 1966) p. 20 (apparently products of Westland Plastics, Inc., Newbury Park, CA 91320).

From Des. 6/12-Sid Leach, Inc., Toledo, OH 43606 (dated Jan. 4, 1970) "Bubba Bear" Chairs (apparently products of "Sidley").

Primary Examiner—James R. Largen
 Attorney, Agent, or Firm—W. A. Morse, Jr.

[57] CLAIM

The ornamental design for a toilet training chair, as shown and described.

DESCRIPTION

FIG. 1 is an exploded perspective view taken from the top front and right side of children's toilet training chair showing my new design;
 FIG. 2 is a rear elevational view thereof, showing the urinal mounted on the side opposite that shown in FIG. 1;
 FIG. 3 is a left side elevational view of FIG. 2; and
 FIG. 4 is a top plan view of FIG. 2.

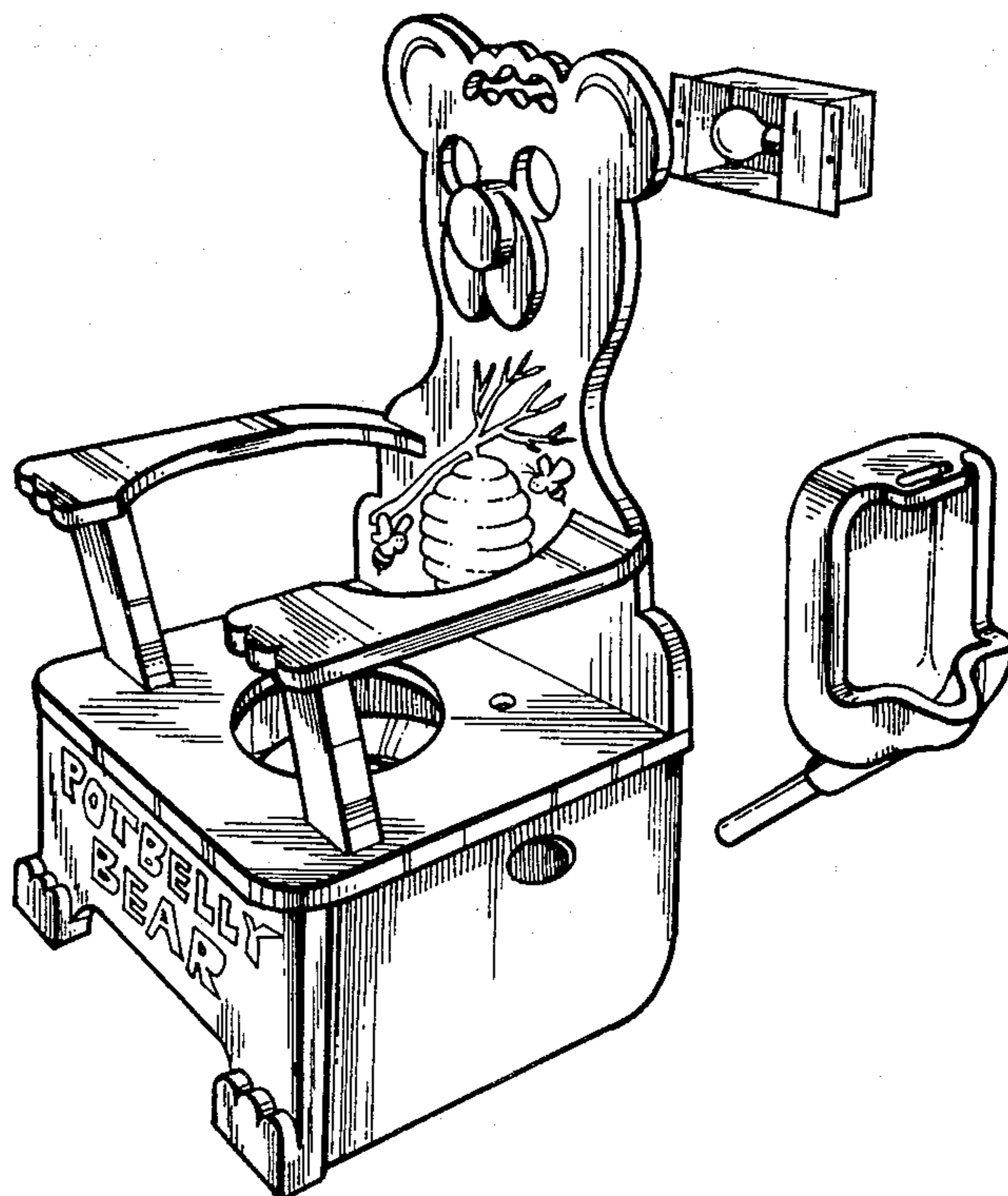


FIG. 2

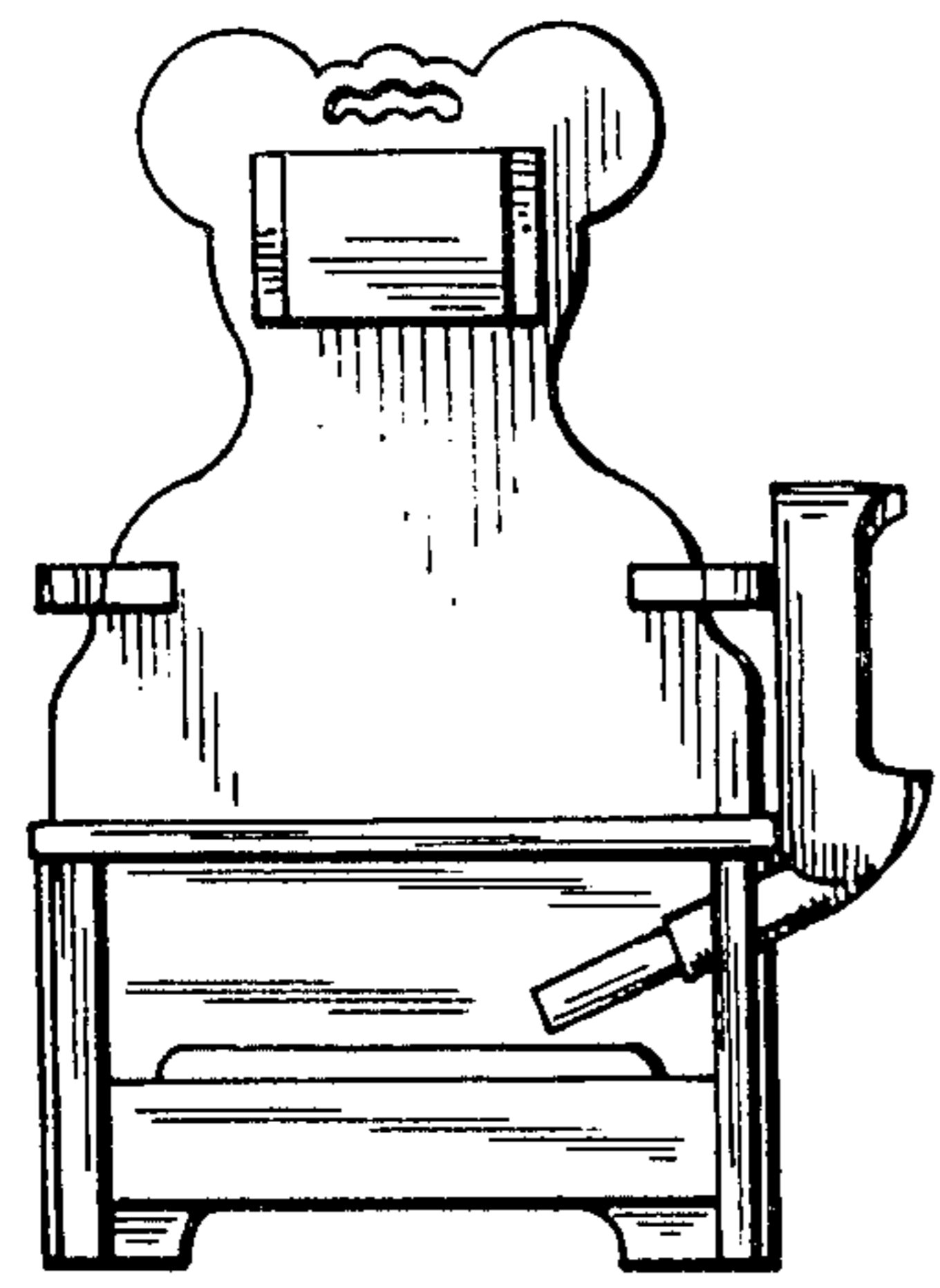


FIG. 3

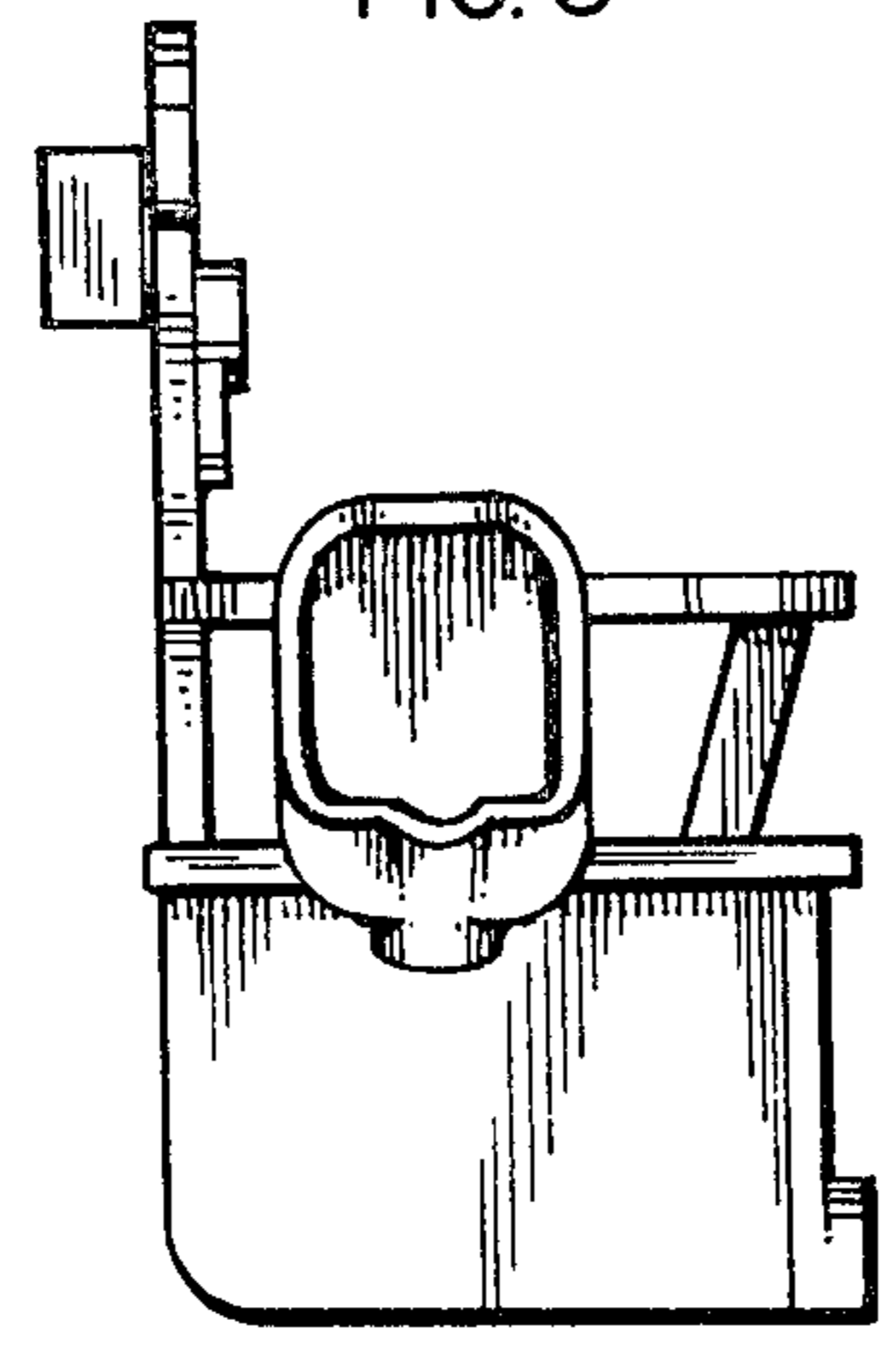


FIG. 4

