

[54] **TRANSPARENT FISH HOOK**

[76] **Inventor: Gary L. Sitton, P.O. Box 3543,
Beaumont, Tex. 77704**

[**] **Term: 14 Years**

[21] **Appl. No.: 407,771**

[22] **Filed: Aug. 13, 1982**

[52] **U.S. Cl. D22/30**

[58] **Field of Search 43/43.16; D22/30**

[56] **References Cited**

U.S. PATENT DOCUMENTS

- D. 222,833 1/1972 Fujii et al. .
- D. 252,818 9/1979 Cope .
- D. 255,043 5/1980 Lapetina .
- D. 260,923 9/1981 Cope .
- 842,594 1/1907 Van Vleck et al. 43/43.16
- 1,430,626 10/1922 Christensen .
- 1,513,400 10/1924 Koski 43/43.16

FOREIGN PATENT DOCUMENTS

- 39388 7/1924 Norway .
- 21260 of 1905 United Kingdom 43/43.16
- 1204223 9/1970 United Kingdom .

Primary Examiner—A. Hugo Word
Attorney, Agent, or Firm—Vaden, Eickenroht,
Thompson, Bednar & Jamison

[57] **CLAIM**

The ornamental design for a transparent fish hook, substantially as shown and described.

DESCRIPTION

FIGS. 1-3 are side, front, and rear views of the transparent fish hook;
FIGS. 4 and 5 are bottom and top views of the transparent fish hook; and
FIG. 6 is a cross section taken along line 6-6 of FIG. 3 of the transparent fish hook.




Fig. 1




Fig. 2



Fig. 3

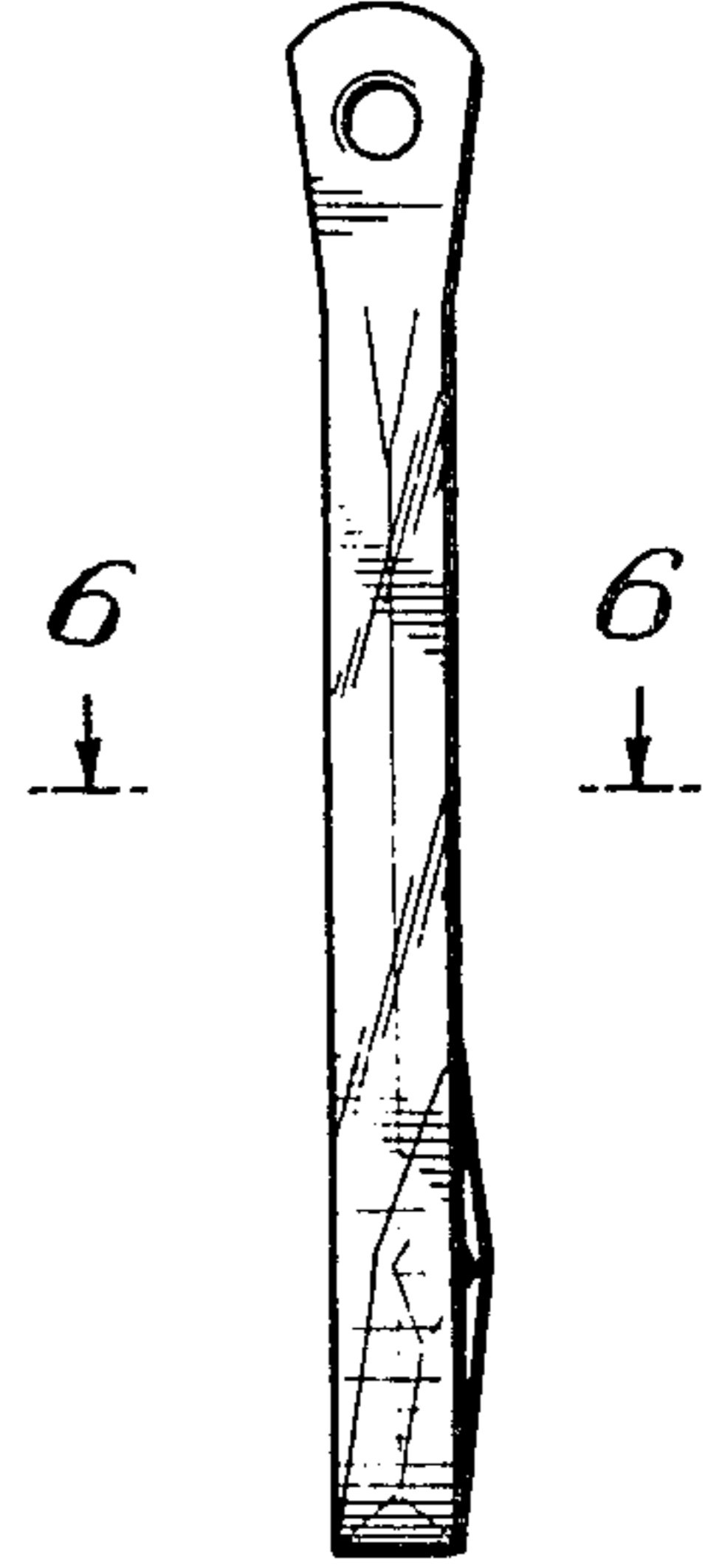


Fig. 4




Fig. 5

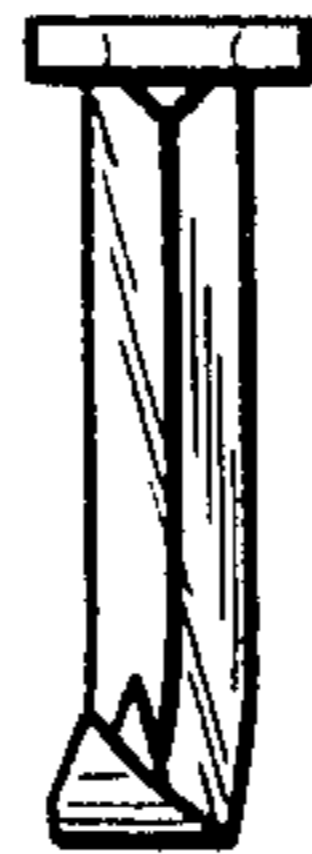


Fig. 6

