

[54] **RIBBON CARTRIDGE**

[76] **Inventor: Sydney Shore, 14 Hutchinson Ct.,
Great Neck, N.Y. 11023**

[**] **Term: 14 Years**

[21] **Appl. No.: 406,694**

[22] **Filed: Aug. 9, 1982**

[52] **U.S. Cl. D18/12**

[58] **Field of Search D18/12, 13, 22, 99;
D14/11; 400/196, 196.1, 207, 208, 208.1, 195,
227**

[56] **References Cited**

U.S. PATENT DOCUMENTS

D. 271,310 11/1983 Canning et al. D18/12
4,132,485 1/1979 Hess 400/208

FOREIGN PATENT DOCUMENTS

2496010 6/1982 France 400/208
3015726 10/1981 Fed. Rep. of Germany ... 400/196.1
62182 5/1981 Japan 400/196.1

Primary Examiner—Louis S. Zarfes
Attorney, Agent, or Firm—Sprung, Horn, Kramer &
Woods

[57] **CLAIM**

The ornamental design for a ribbon cartridge, as shown
and described.

DESCRIPTION

FIG. 1 is a top plan view of a ribbon cartridge showing
my new design; broken line disclosure being illustrative
of environment only;


FIG. 2 is a bottom plan view;

FIG. 3 is a right side elevational view;

FIG. 4 is a left side elevational view;

FIG. 5 is a rear elevational view; and

FIG. 6 is a front elevational view.



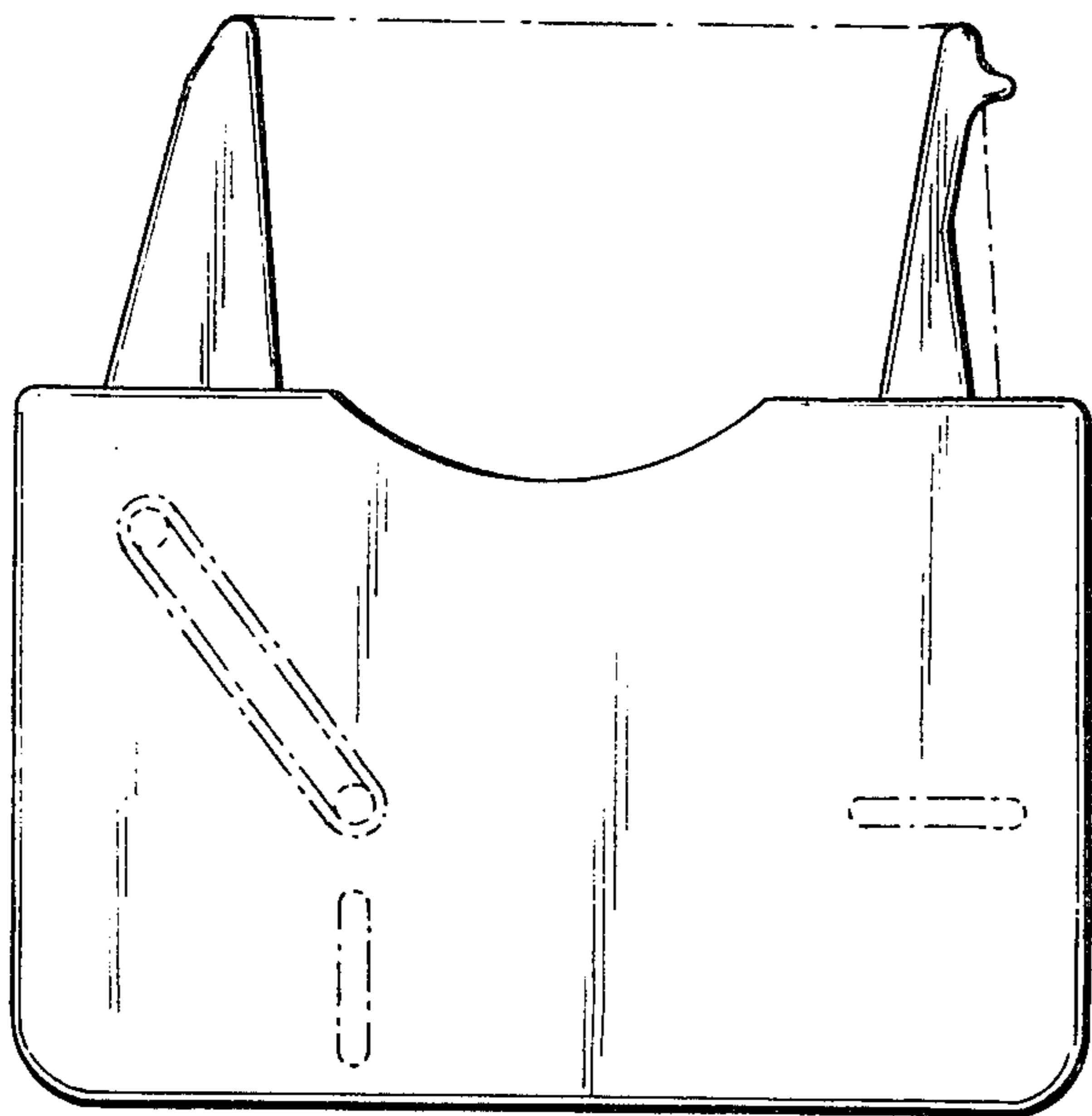


FIG. 1



FIG. 3

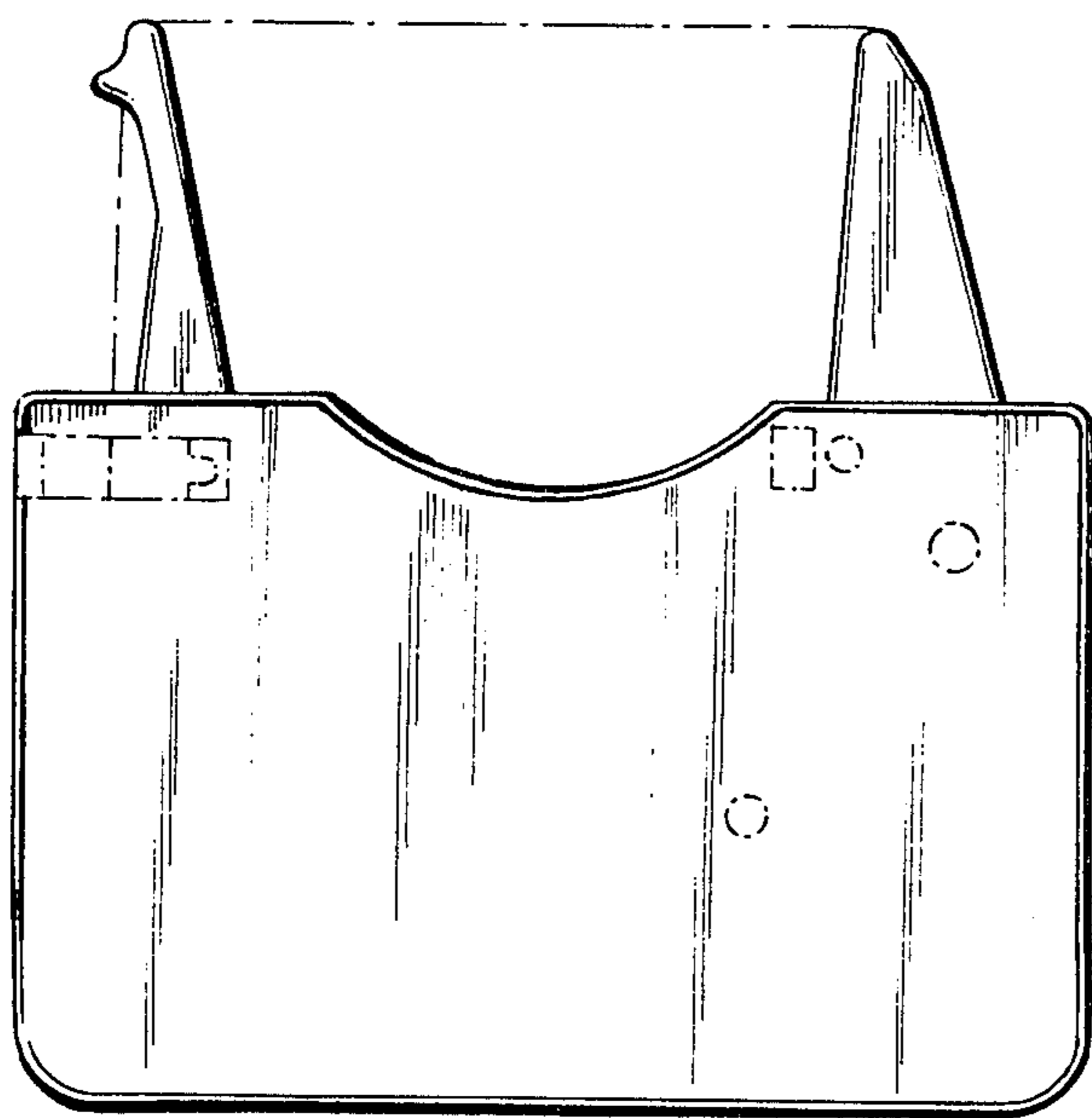


FIG. 2



FIG. 4

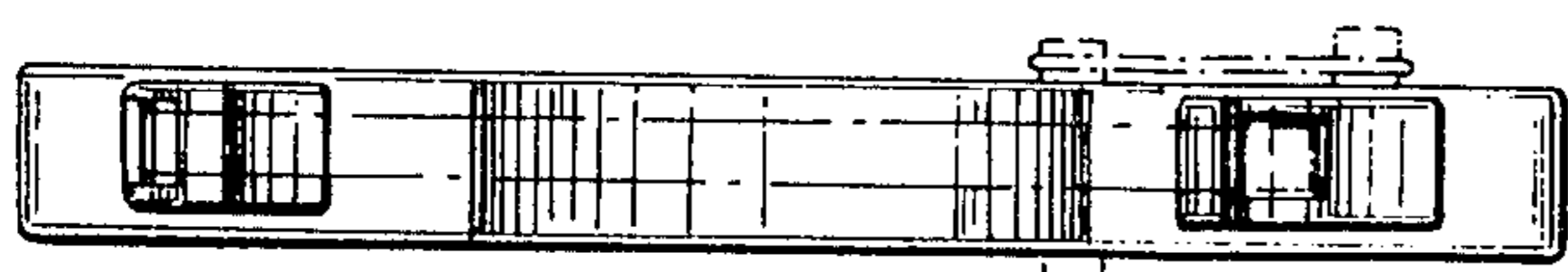


FIG. 5

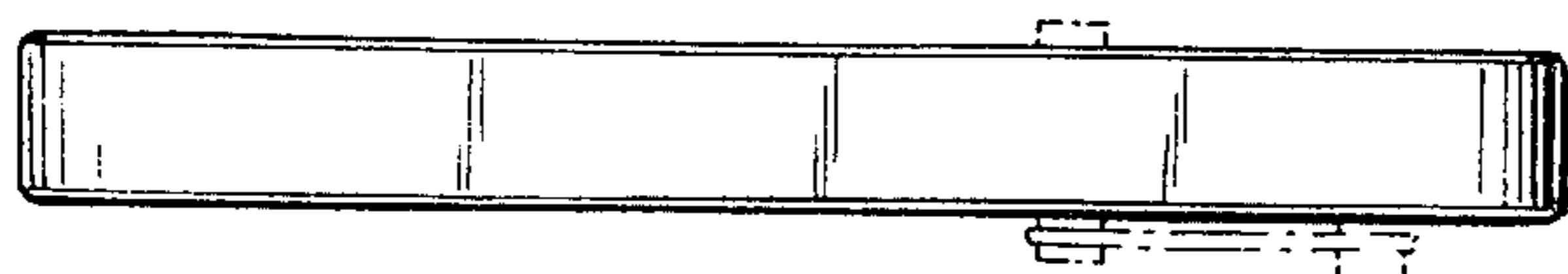


FIG. 6