

United States Patent [19]

Turner

[11] Patent Number: Des. 276,318

[45] Date of Patent: ** Nov. 13, 1984

[54] **PERSONAL WEIGHING SCALE**

[75] Inventor: **Raymond E. Turner**, Kilkenny,
Northern Ireland

[73] Assignee: **Tricolor Corporation**, Las Cruces, N.
Mex.

[**] Term: **14 Years**

[21] Appl. No.: **324,467**

[22] Filed: **Nov. 24, 1981**

[30] **Foreign Application Priority Data**

May 29, 1981 [GB] United Kingdom 1000737

[52] U.S. Cl. **D10/92**

[58] Field of Search D10/87, 88, 89, 91,
D10/92, 94; 177/256, 239, DIG. 3

[56] **References Cited**

U.S. PATENT DOCUMENTS

- D. 117,273 10/1939 Heller D10/92
- D. 217,640 5/1970 Rams D10/92
- D. 253,523 11/1979 Ackeret D10/92
- 3,460,642 8/1969 Provi 177/256
- 3,658,142 4/1972 Marshall 177/256 X

- 4,030,559 6/1977 Fish 177/256 X
- 4,082,153 4/1978 Provi 177/DIG. 3 X

FOREIGN PATENT DOCUMENTS

- 1799004 8/1974 Fed. Rep. of Germany 177/238
- 439773 12/1967 Switzerland 177/238

OTHER PUBLICATIONS

Linens, Domestic & Bath Products-2/71-p. 5-scales at top.

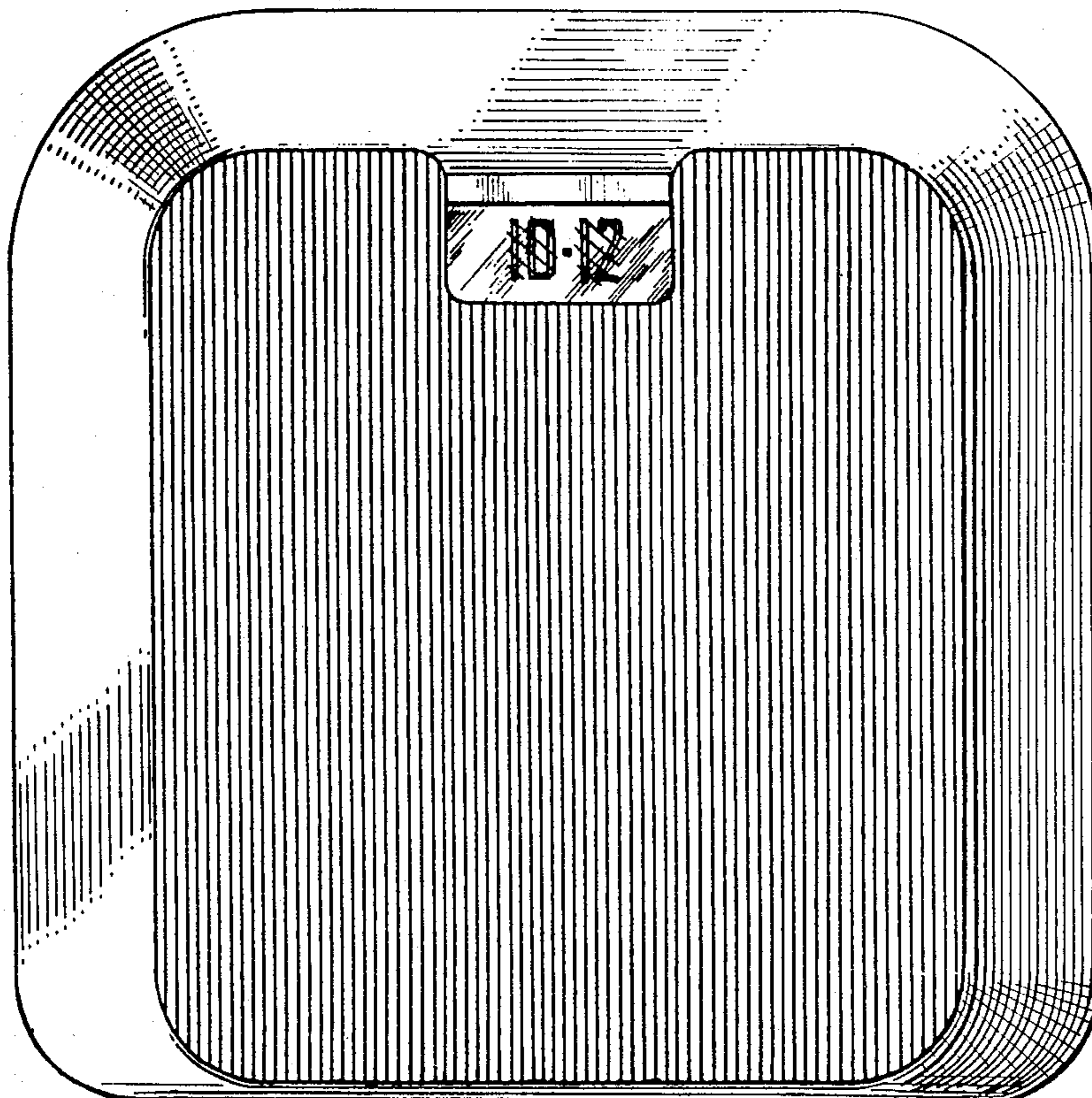
*Primary Examiner—Nelson C. Holtje
Attorney, Agent, or Firm—Wood, Dalton, Phillips,
Mason & Rowe*

[57] **CLAIM**

The ornamental design for a personal weighing scale, as shown and described.

DESCRIPTION

FIG. 1 is a top plan view of a personal weighing scale showing my new design;
FIG. 2 is a front elevational view thereof;
FIG. 3 is a rear elevational view thereof;
FIG. 4 is a bottom plan view thereof;
FIG. 5 is a left side elevational view thereof, the right side being a mirror image thereto.



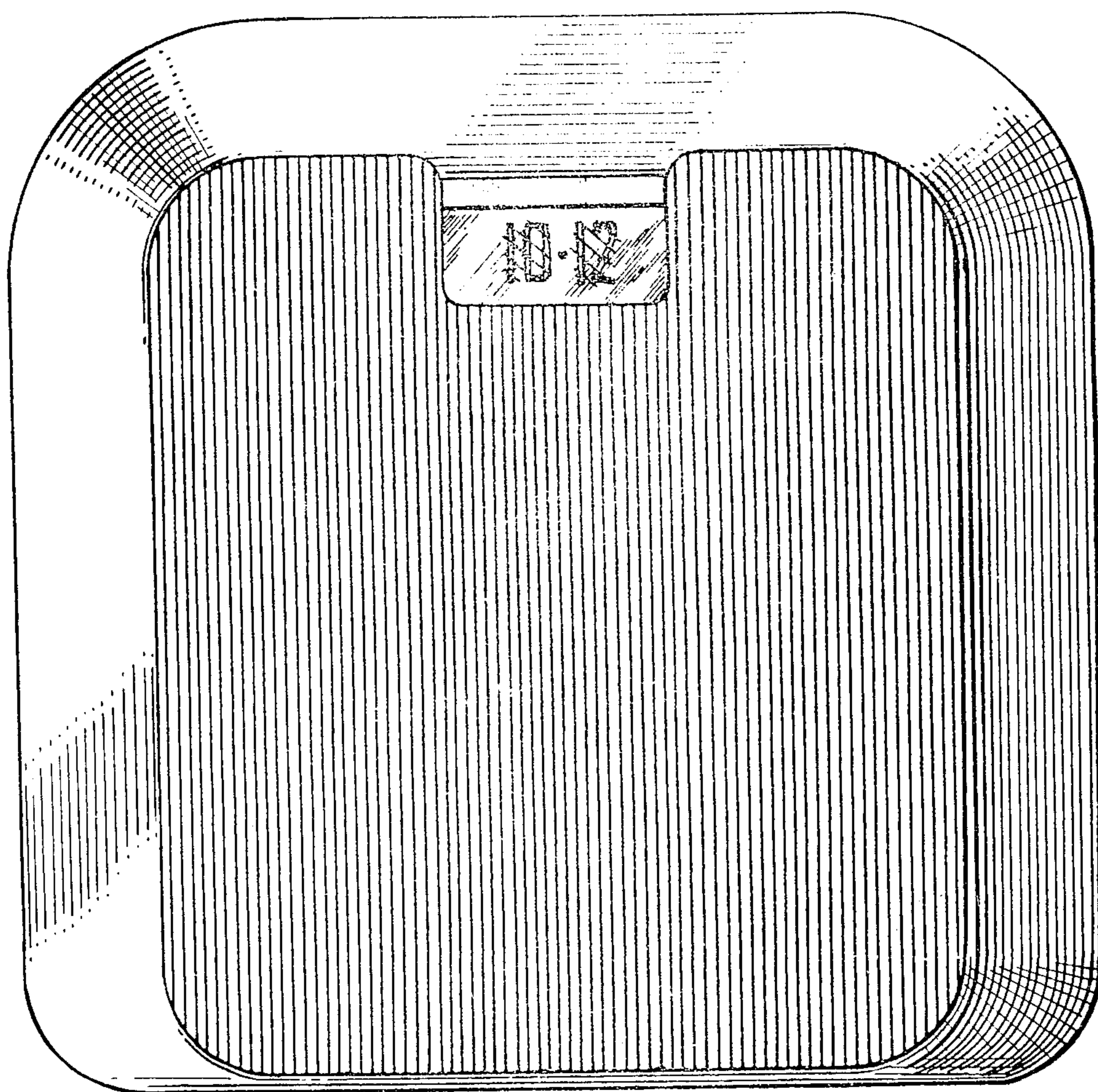


FIG. 1

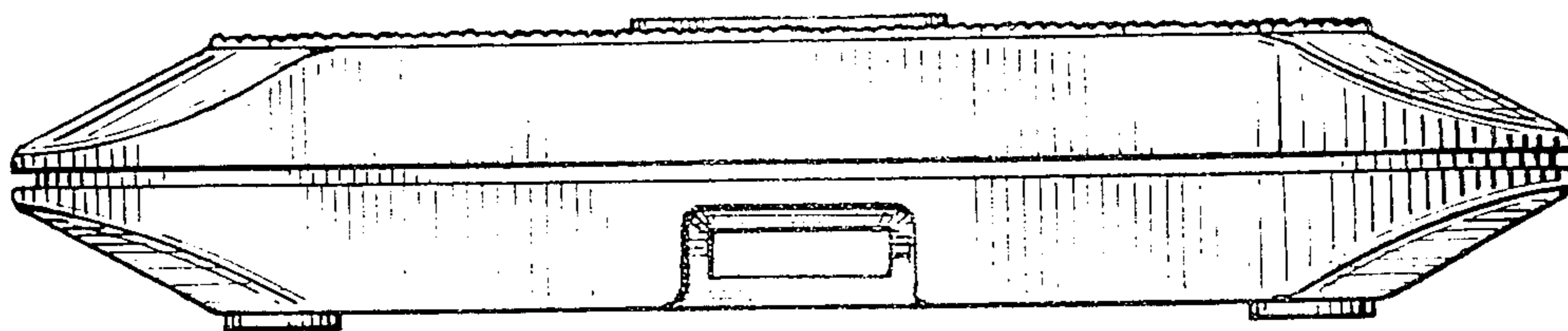


FIG. 2




FIG. 3

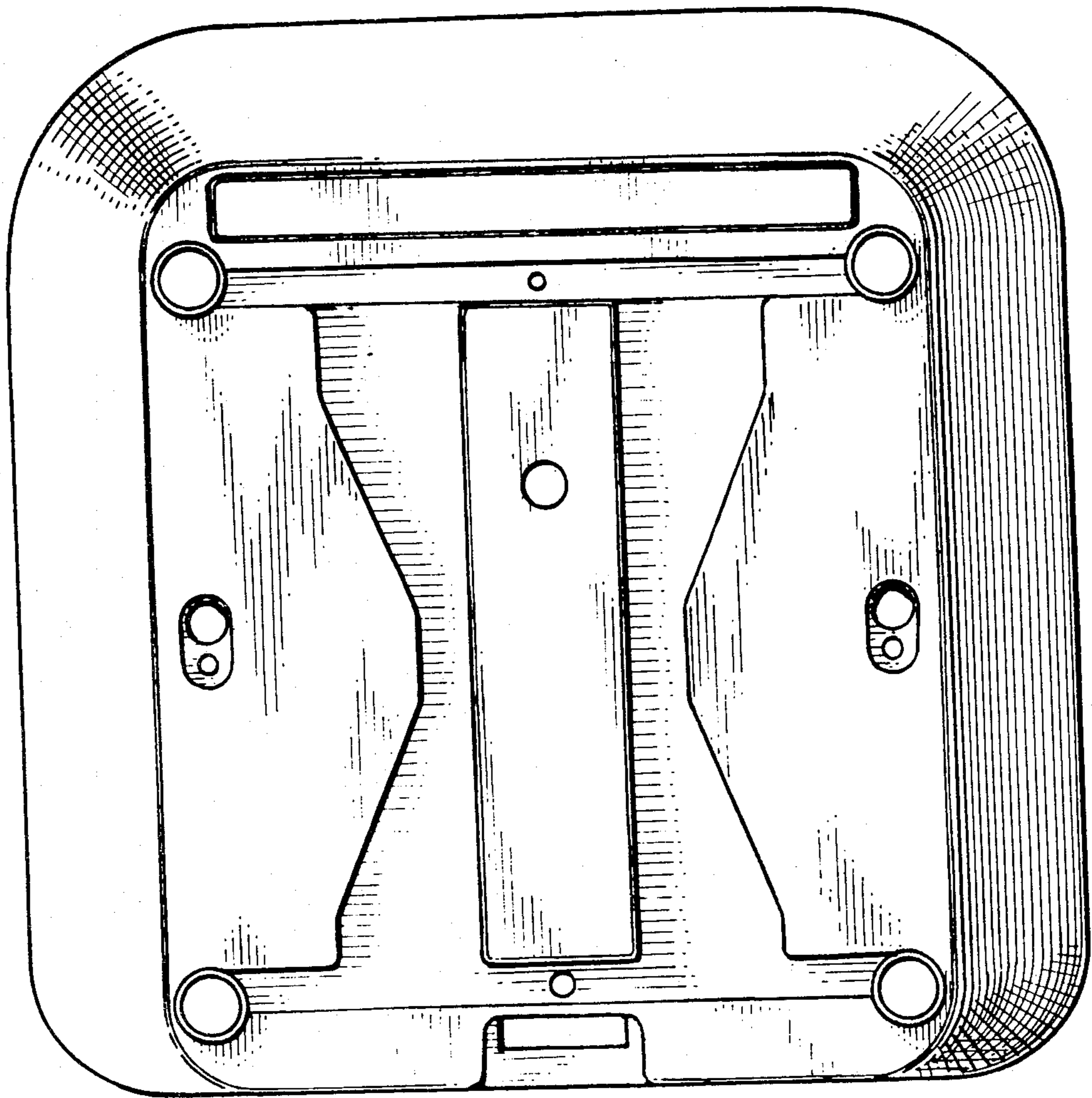


FIG. 4

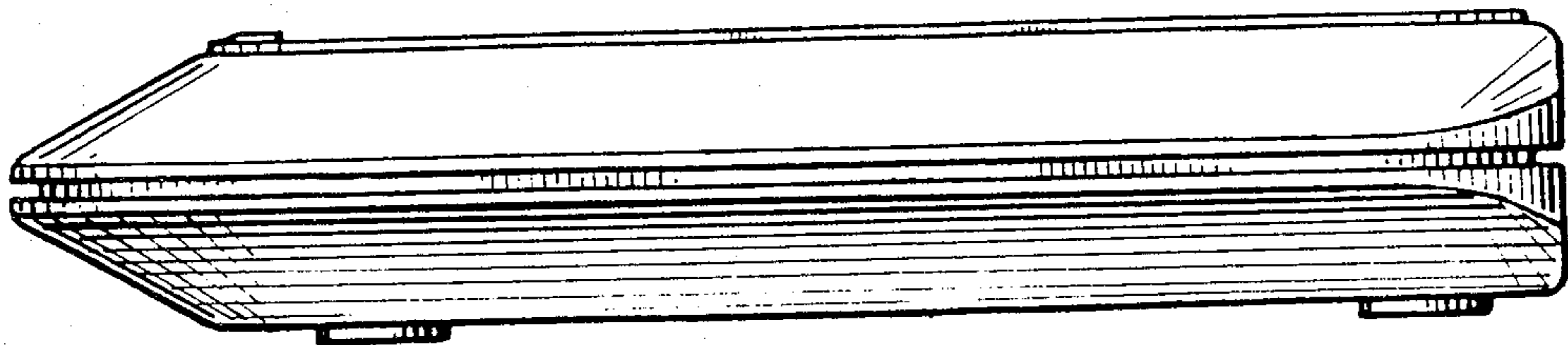


FIG. 5