

**United States Patent** [19]  
**Bankier**

[11] **Patent Number: Des. 276,276**  
[45] **Date of Patent: \*\* Nov. 6, 1984**

[54] **PEDICURE INSTRUMENT**  
[76] **Inventor: Jack D. Bankier, 1724 Longvalley Dr., Northbrook, Ill. 60062**  
[\*\*] **Term: 14 Years**  
[21] **Appl. No.: 338,602**  
[22] **Filed: Jan. 11, 1982**  
[52] **U.S. Cl. .... D28/59; D24/23; D24/99**  
[58] **Field of Search ..... D28/59; D24/99, 23; 132/76.4, 73.5, 75.3, 75.6**

2,091,807 8/1937 Crum ..... 132/75.6  
3,196,885 7/1965 Emerson ..... 132/76.4

*Primary Examiner*—Bernard Ansher  
*Attorney, Agent, or Firm*—Hill, Van Santen, Steadman & Simpson

[56] **References Cited**  
**U.S. PATENT DOCUMENTS**  
D. 155,108 9/1949 Rucker ..... D28/59  
D. 253,792 12/1979 Phair ..... D28/59  
D. 270,198 8/1983 Child ..... D28/59  
454,956 6/1891 Levy ..... 132/76.4

[57] **CLAIM**  
The ornamental design for a pedicure instrument, substantially as shown.

**DESCRIPTION**  
FIG. 1 is a top, front perspective view of a pedicure instrument showing my new design;  
FIG. 2 is a side elevation thereof;  
FIG. 3 is a bottom plan view thereof;  
FIG. 4 is an end elevation as seen from the left of FIG. 3; and  
FIG. 5 is an end elevation as seen from the right of FIG. 3.

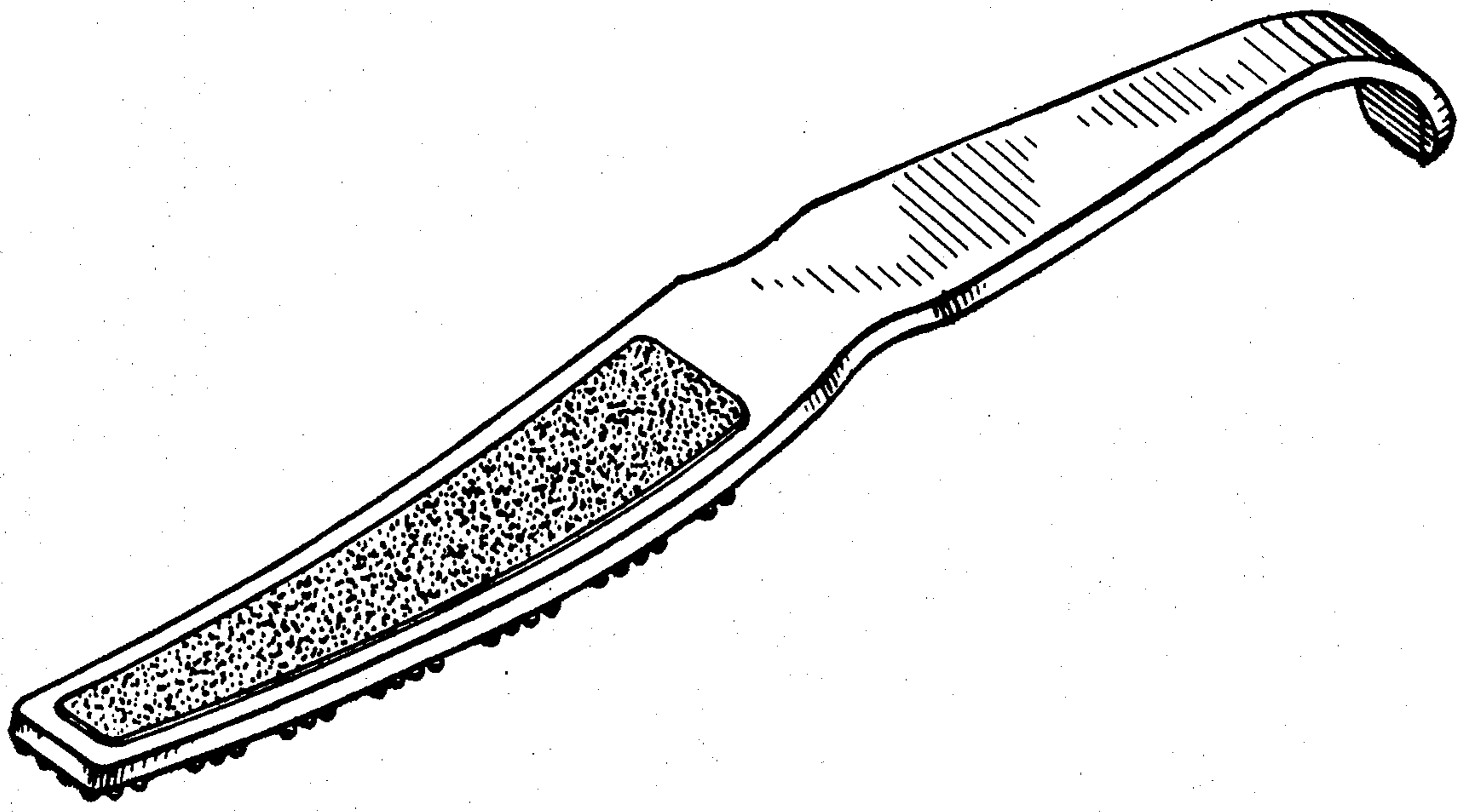


FIG. 1

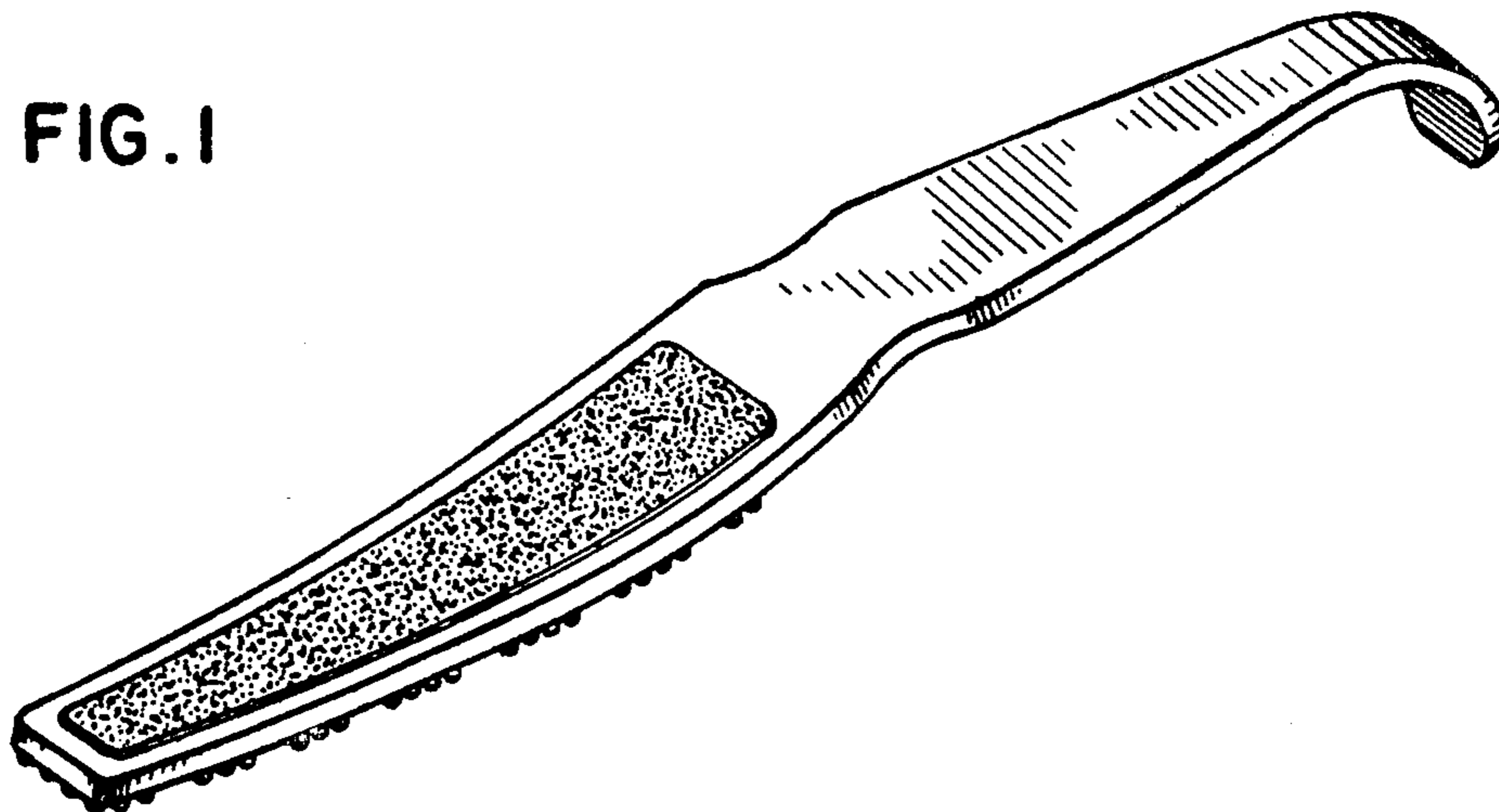


FIG. 2




FIG. 3

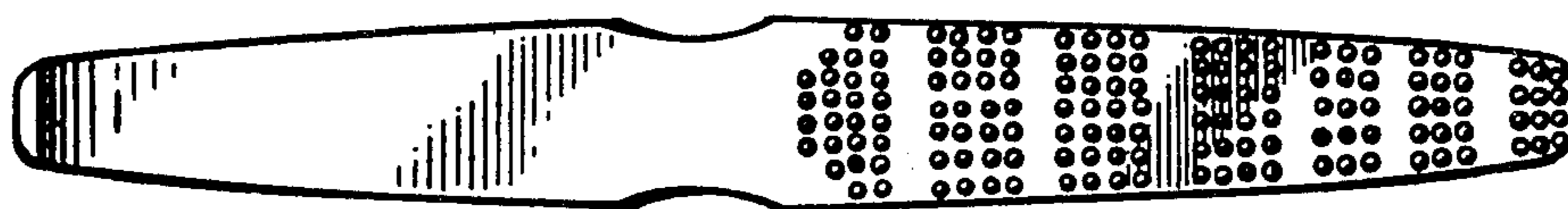


FIG. 4



FIG. 5

