

**United States Patent** [19]  
**Nagelkerke**

[11] **Patent Number: Des. 276,275**

[45] **Date of Patent: \*\* Nov. 6, 1984**

[54] **DRY SHAVER**

D. 245,629 8/1977 Ullmann ..... D28/49  
D. 255,053 5/1980 Schade ..... D28/49

[75] **Inventor: Petrus Jacobus J. Nagelkerke,  
Drachten, Netherlands**

[73] **Assignee: U.S. Philips Corporation, New York,  
N.Y.**

[\*\*] **Term: 14 Years**

[21] **Appl. No.: 367,129**

[22] **Filed: Apr. 9, 1982**

[30] **Foreign Application Priority Data**

Oct. 20, 1981 [XB] Benelux ..... 56187-00

[52] **U.S. Cl. .... D28/49**

[58] **Field of Search ..... D28/44-51;  
30/32, 34 R, 34.1, 41.9, 43-43.3, 43.7-43.92, 42,  
44, 45, 90**

[56] **References Cited**

**U.S. PATENT DOCUMENTS**

D. 222,222 10/1971 Van Lelyveld ..... D28/49

**OTHER PUBLICATIONS**

*Form Magazine*, III-1976, p. 42-Shaver Model at top right center.

*HFD-Retailing Home Furnishings*, section three, 7/14/80, p. 13-Shaver at top right.

*Primary Examiner*—Louis S. Zarfes

*Attorney, Agent, or Firm*—Rolf E. Schneider

[57] **CLAIM**

The ornamental design for a dry shaver, as shown.

**DESCRIPTION**

FIG. 1 is a front, top and right side perspective view of a dry shaver, showing my new design;

FIG. 2 is a front elevational view thereof;


FIG. 3 is a rear elevational view thereof;

FIG. 4 is a right side elevational view thereof;

FIG. 5 is a left side elevational view thereof;

FIG. 6 is a top plan view thereof; and

FIG. 7 is a bottom plan view thereof.






FIG. 1

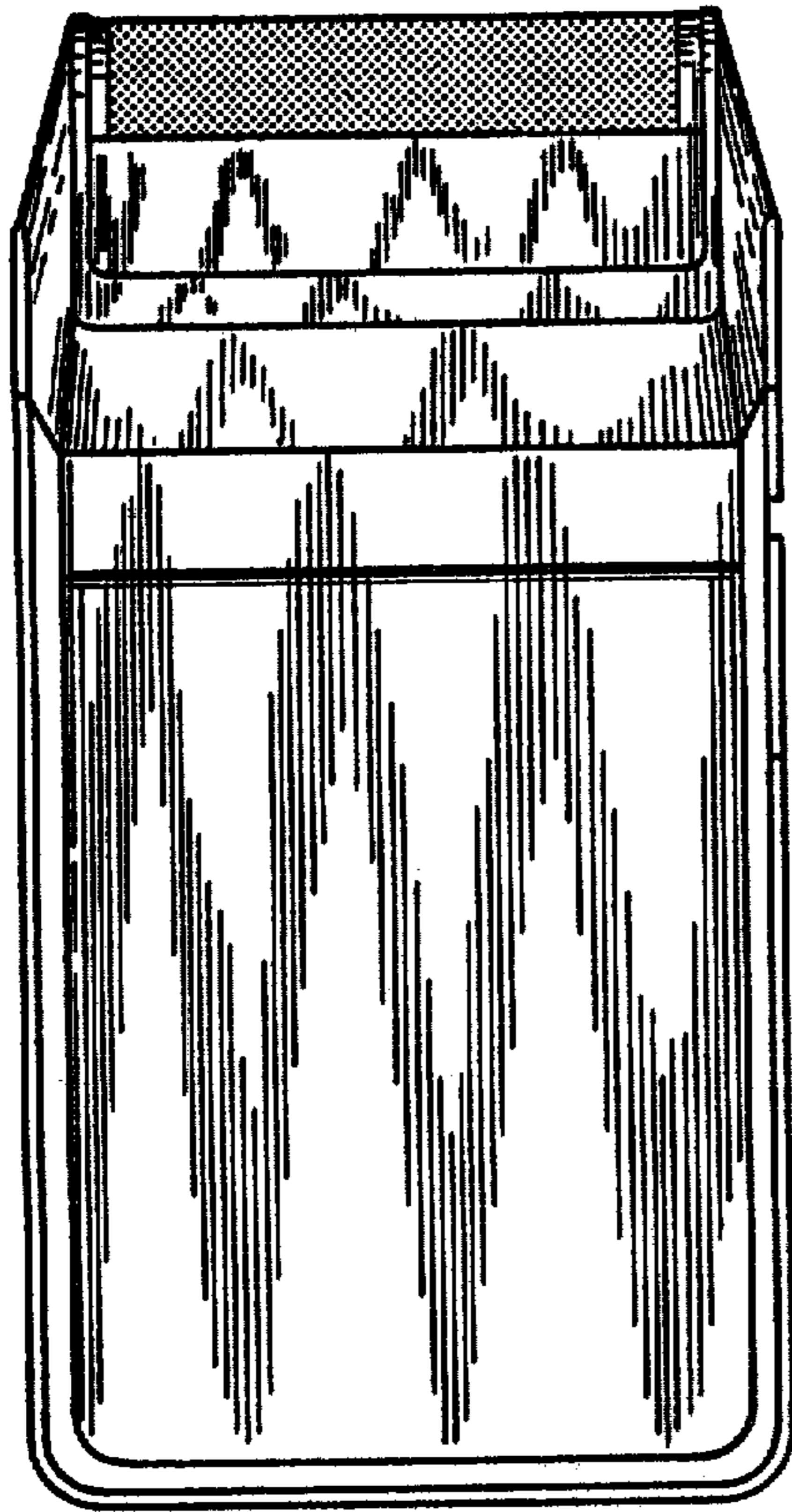


FIG. 2

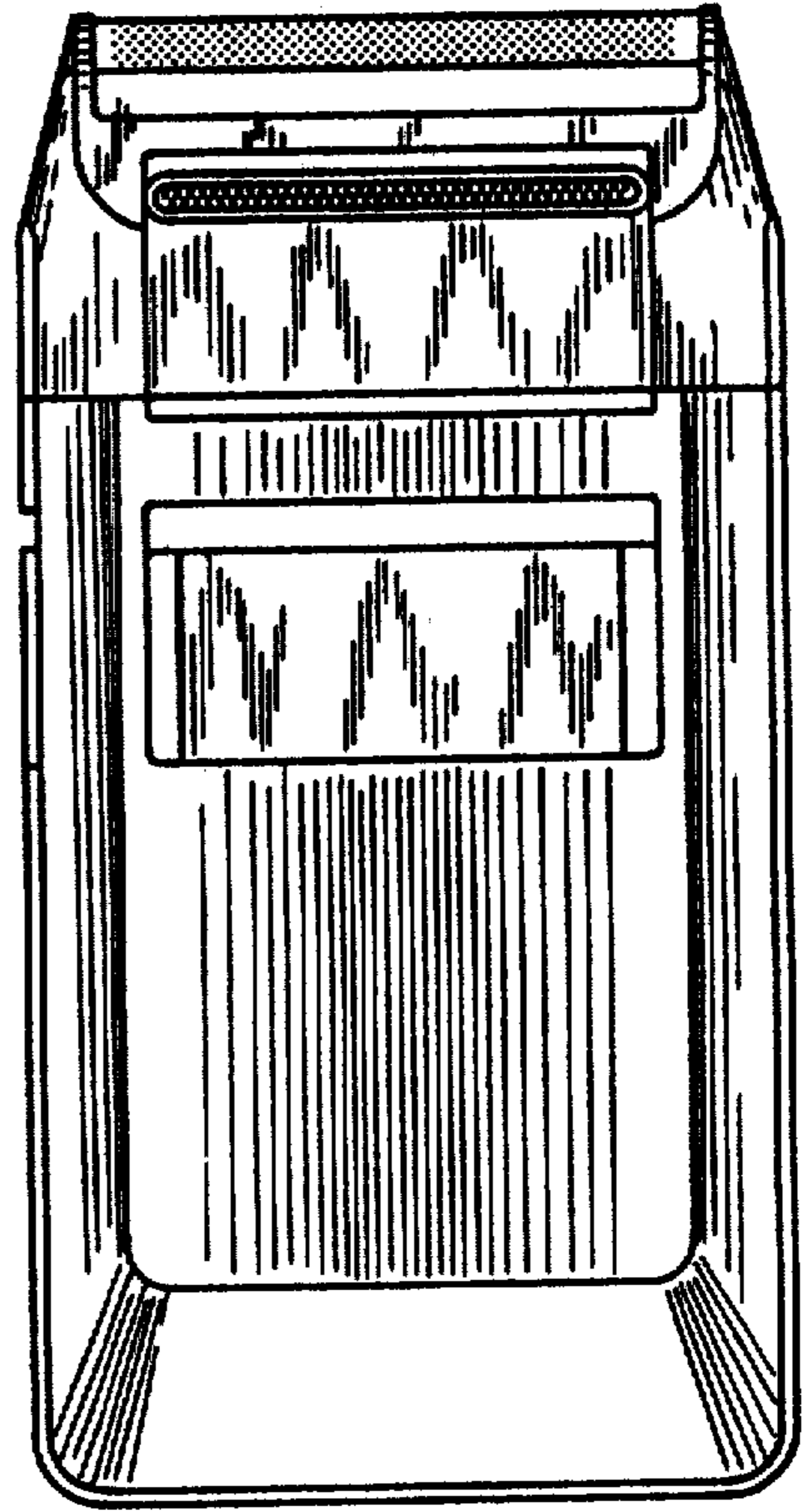


FIG. 3




FIG. 4




FIG. 5

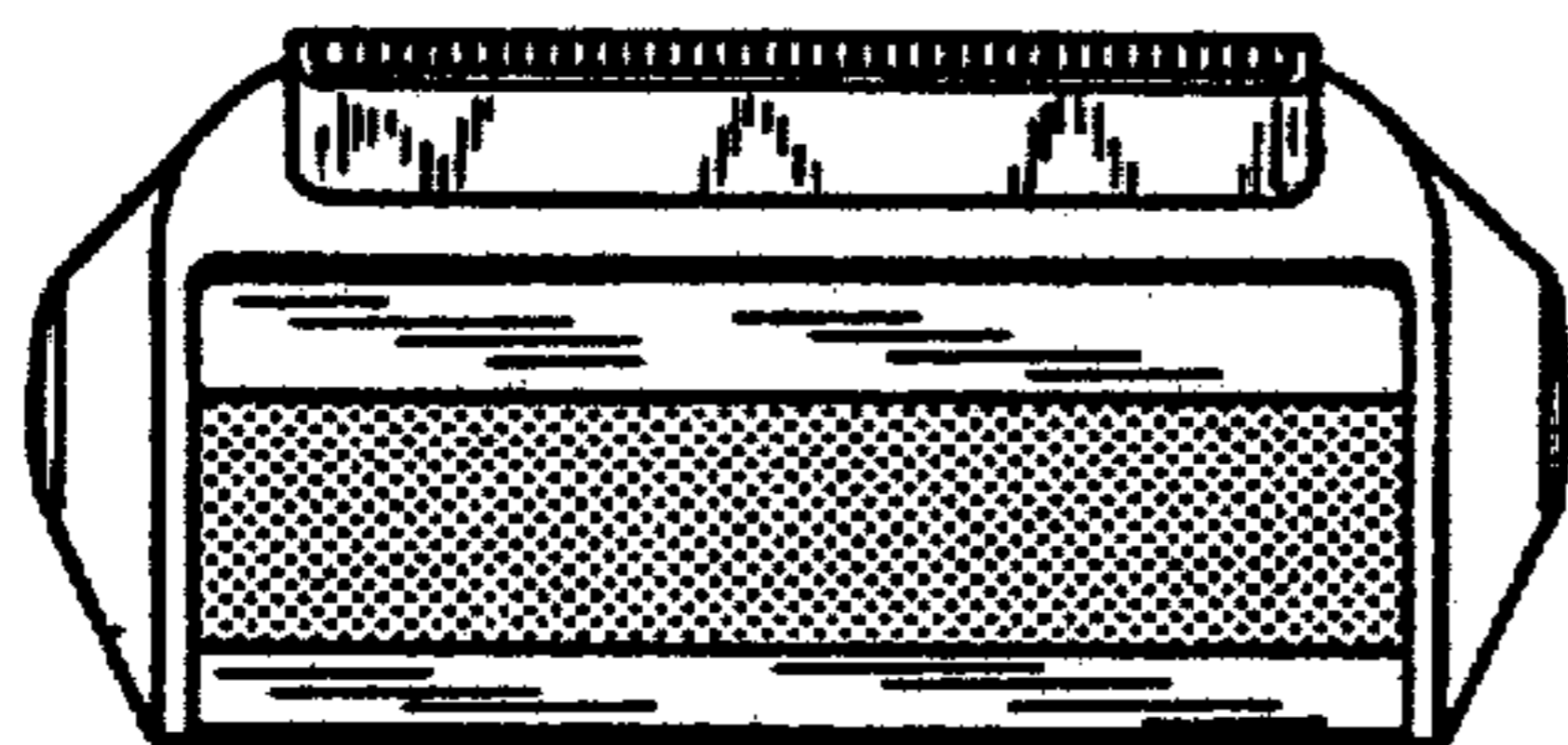


FIG. 6

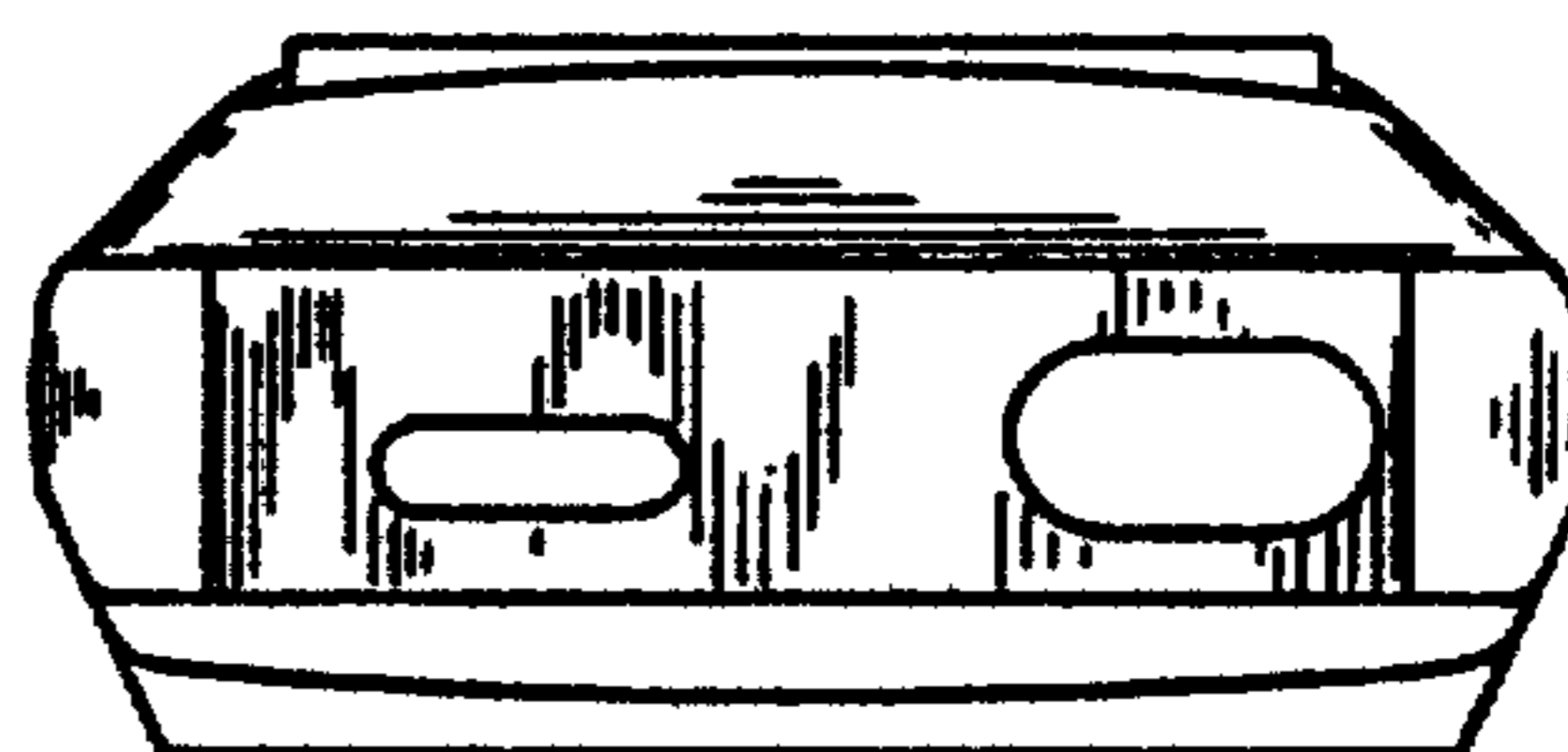


FIG. 7