

[54] AIR CIRCULATOR

[76] Inventor: Joseph M. Armbruster, 2700 NE. 47th St., Lighthouse Point, Fla. 33064

[**] Term: 14 Years

[21] Appl. No.: 431,794

[22] Filed: Sep. 30, 1982

[52] U.S. Cl. D23/151

[58] Field of Search D23/151-167; 98/33 R, 33 A; 55/316, 356, 358, 385 A, 414, 419, 472, 482, 528, DIG. 13

[56] References Cited

U.S. PATENT DOCUMENTS

- D. 180,098 4/1957 Mueller D23/162
- D. 252,641 8/1979 LaZar D23/151
- D. 262,313 12/1981 Hamilton D23/151
- D. 267,115 11/1982 Locker D23/151

- D. 269,112 5/1983 Armbruster D23/151
- 2,528,650 11/1950 Graham 98/108 X
- 2,945,554 7/1960 Berly 55/316 X
- 3,347,025 10/1967 Wiley 98/33 R
- 4,136,606 1/1979 Wolbrink 98/33 A
- 4,370,155 1/1983 Armbruster 55/472 X

Primary Examiner—James R. Largen
Attorney, Agent, or Firm—Harvey B. Jacobson

[57] CLAIM

The ornamental design for an air circulator, as shown and described.

DESCRIPTION

FIG. 1 is a perspective view taken from the top, front and right side of an air circulator showing my new design;

FIG. 2 is a left side elevational view thereof;

FIG. 3 is a front elevational view thereof;

FIG. 4 is a rear elevational view thereof;

FIG. 5 is a top plan view thereof; and

FIG. 6 is a bottom plan view thereof.




Fig. 1




Fig. 2

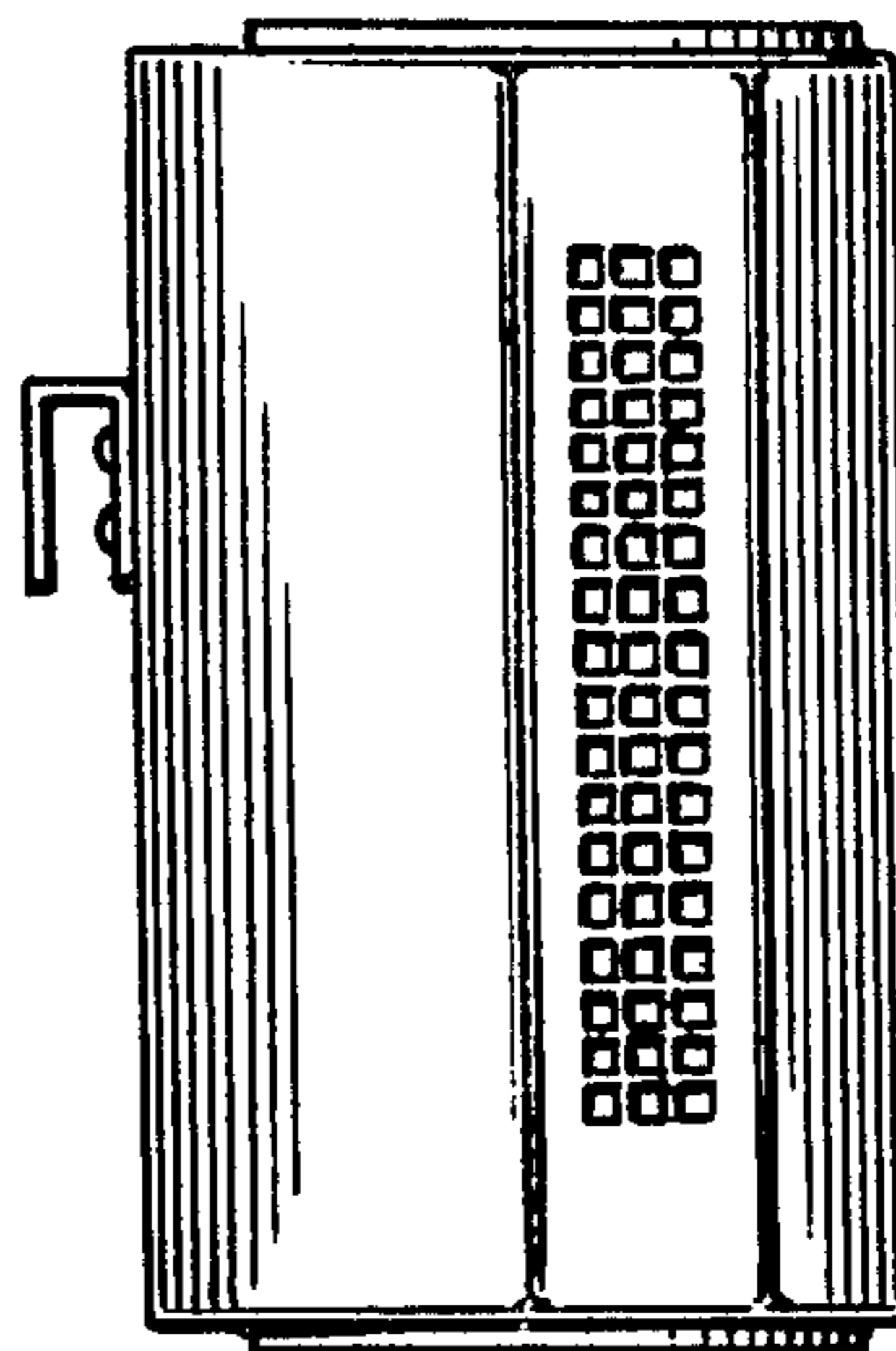


Fig. 3




Fig. 4




Fig. 5

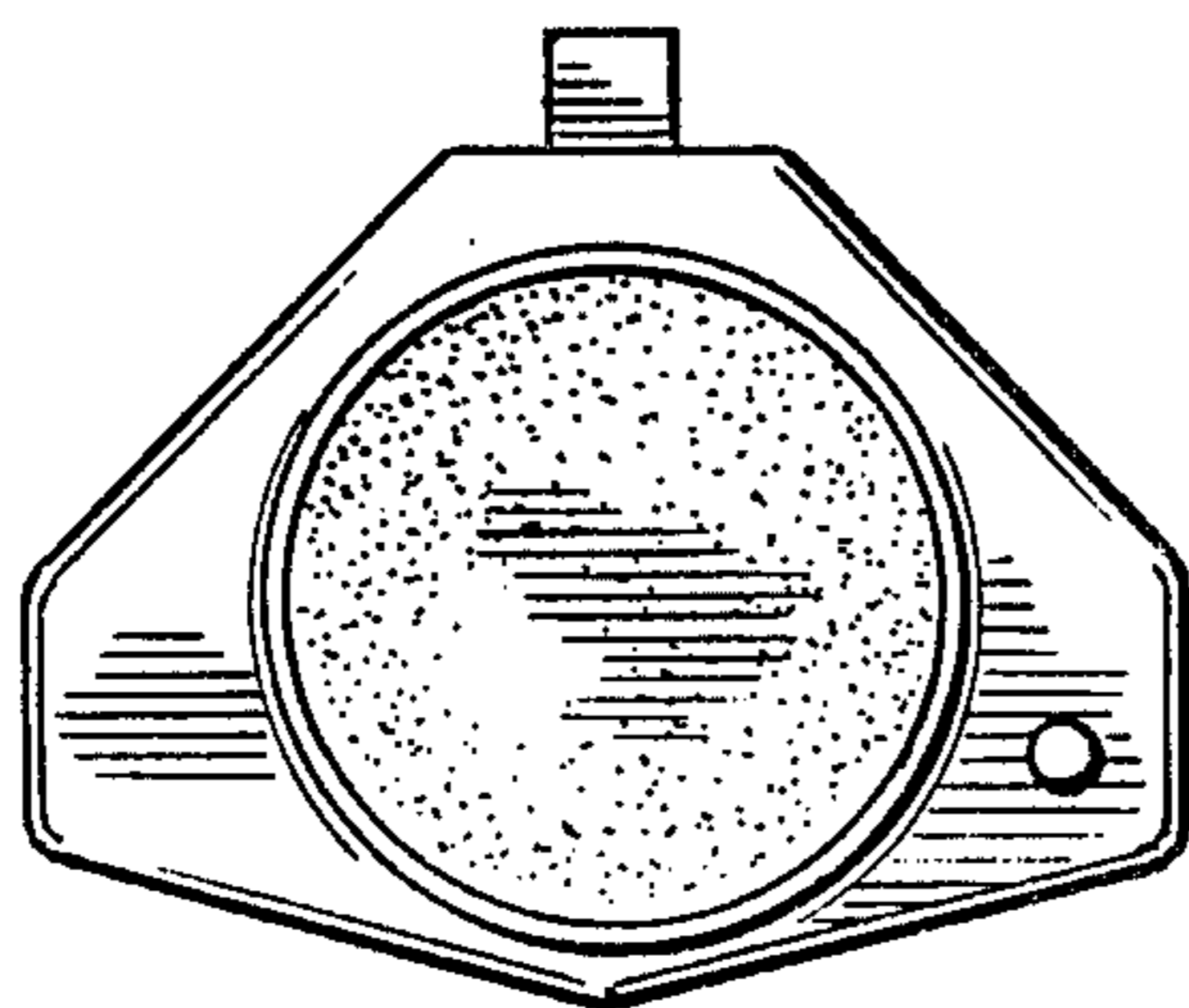


Fig. 6

