

United States Patent [19]

Murakami

[11] Patent Number: **Des. 276,250**

[45] Date of Patent: **** Nov. 6, 1984**

[54] **SIMULATIVE TOY CAR**

[75] Inventor: **Katsushi Murakami, Tokyo, Japan**

[73] Assignee: **Mameet Co., Ltd., Tokyo, Japan**

[**] Term: **14 Years**

[21] Appl. No.: **342,665**

[22] Filed: **Jan. 25, 1982**

[30] **Foreign Application Priority Data**

Aug. 1, 1981 [JP] Japan 56-34179

[52] U.S. Cl. **D21/128**

[58] Field of Search **D12/83; D21/73, 76, D21/80, 128, 134, 136, 137, 140, 226; 46/201, 210, 222, 223; D2/230, 231, 232**

[56] **References Cited**

U.S. PATENT DOCUMENTS

D. 184,152 12/1958 Skrovan **D12/83**

D. 214,784 7/1969 Brown **D12/83**
D. 262,955 2/1982 Strickland **D21/128**

Primary Examiner—Charles A. Rademaker
Attorney, Agent, or Firm—Armstrong, Nikaido,
Marmelstein & Kubovcik

[57] **CLAIM**

The ornamental design for a simulative toy car, as shown and described.

DESCRIPTION

FIG. 1 is a top plan view of a simulative toy car showing my new design;
FIG. 2 is a right side elevational view thereof, the side opposite being substantially in a mirror image.
FIG. 3 is a front elevational view thereof.
FIG. 4 is a bottom plan view thereof.
FIG. 5 is a cross-sectional view of the body member taken along the reference line in FIG. 6.
FIG. 6 is a rear elevational view thereof.




FIG. 1

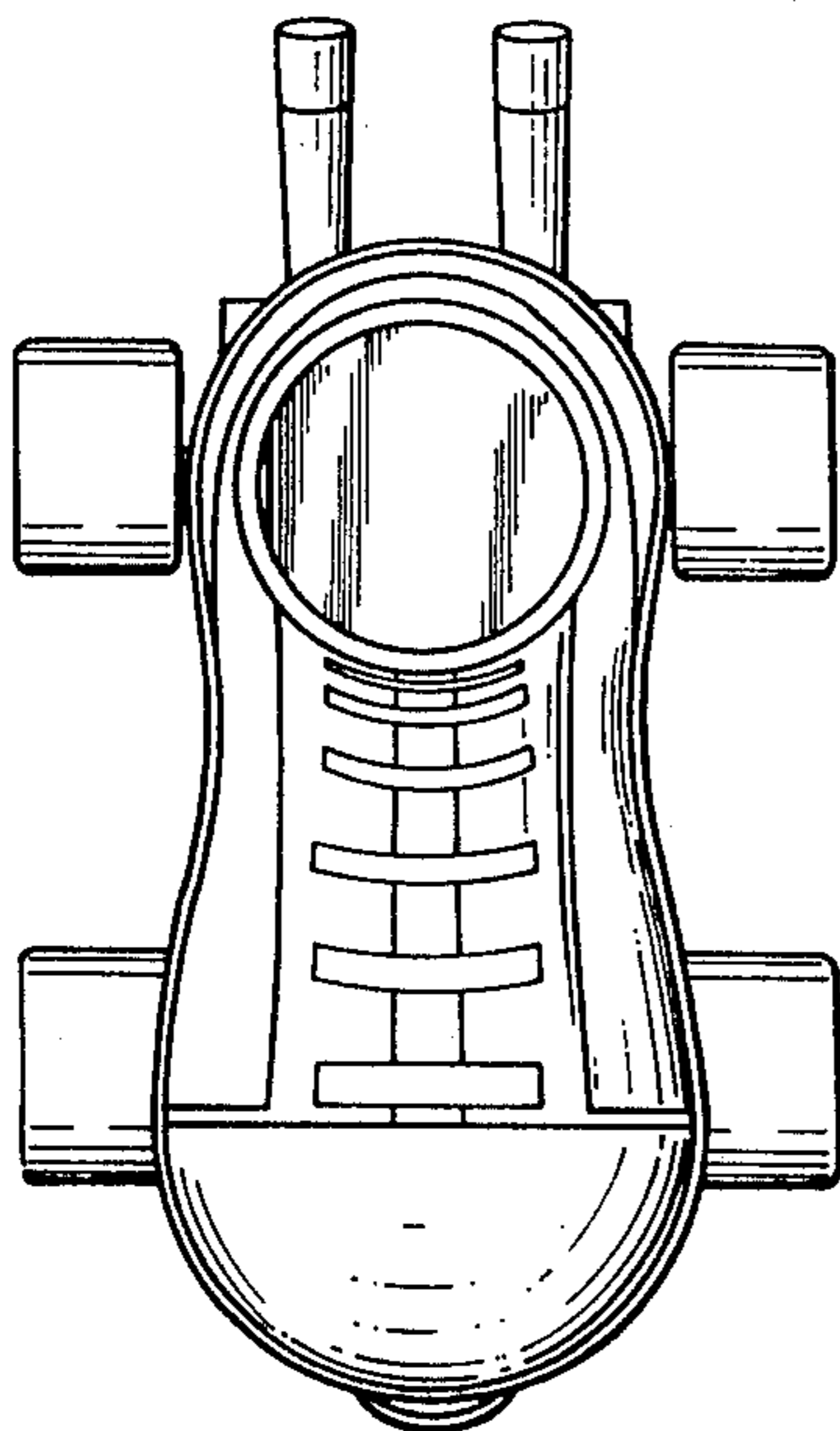


FIG. 3




FIG. 2




FIG. 4

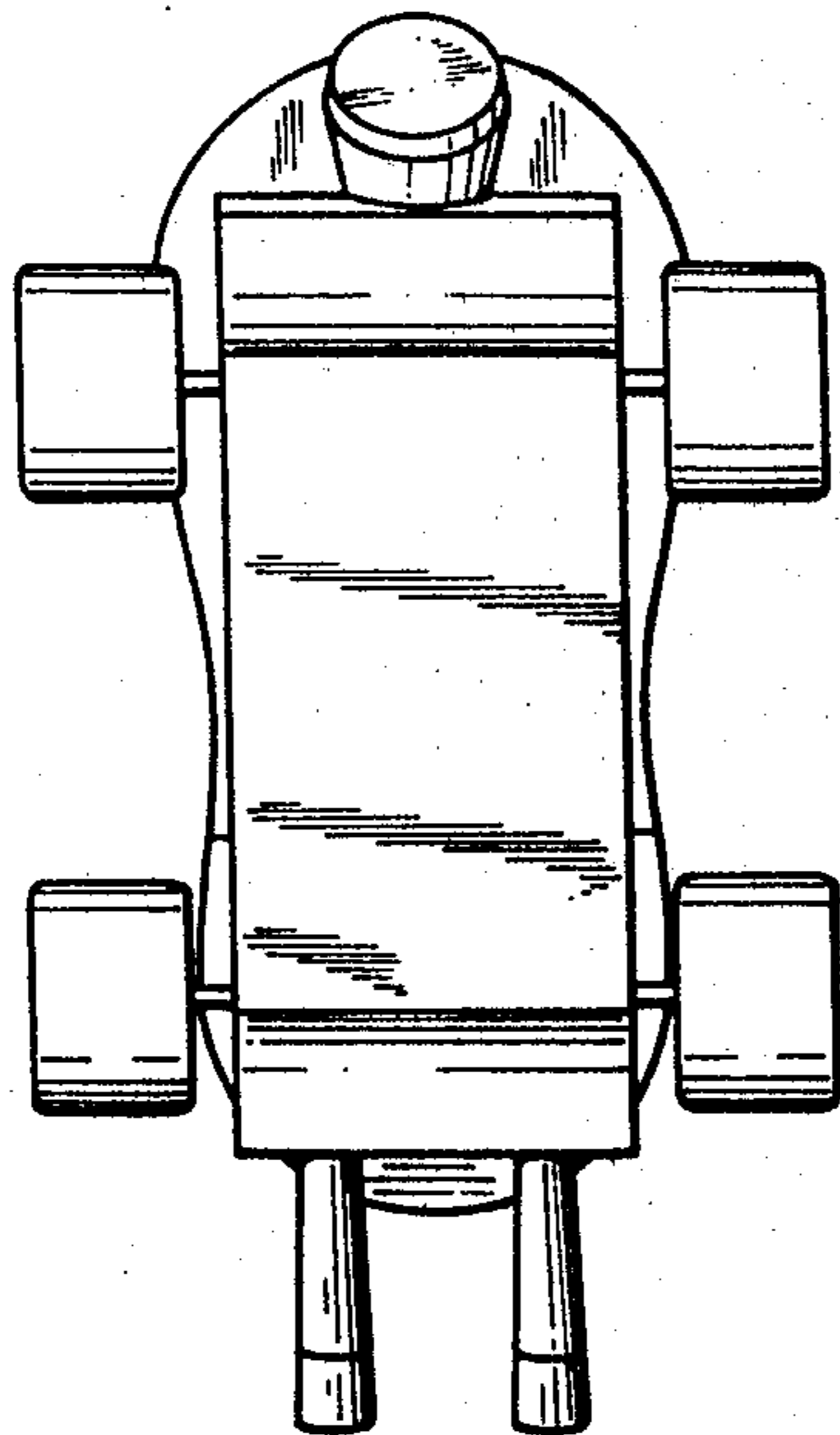


FIG. 6

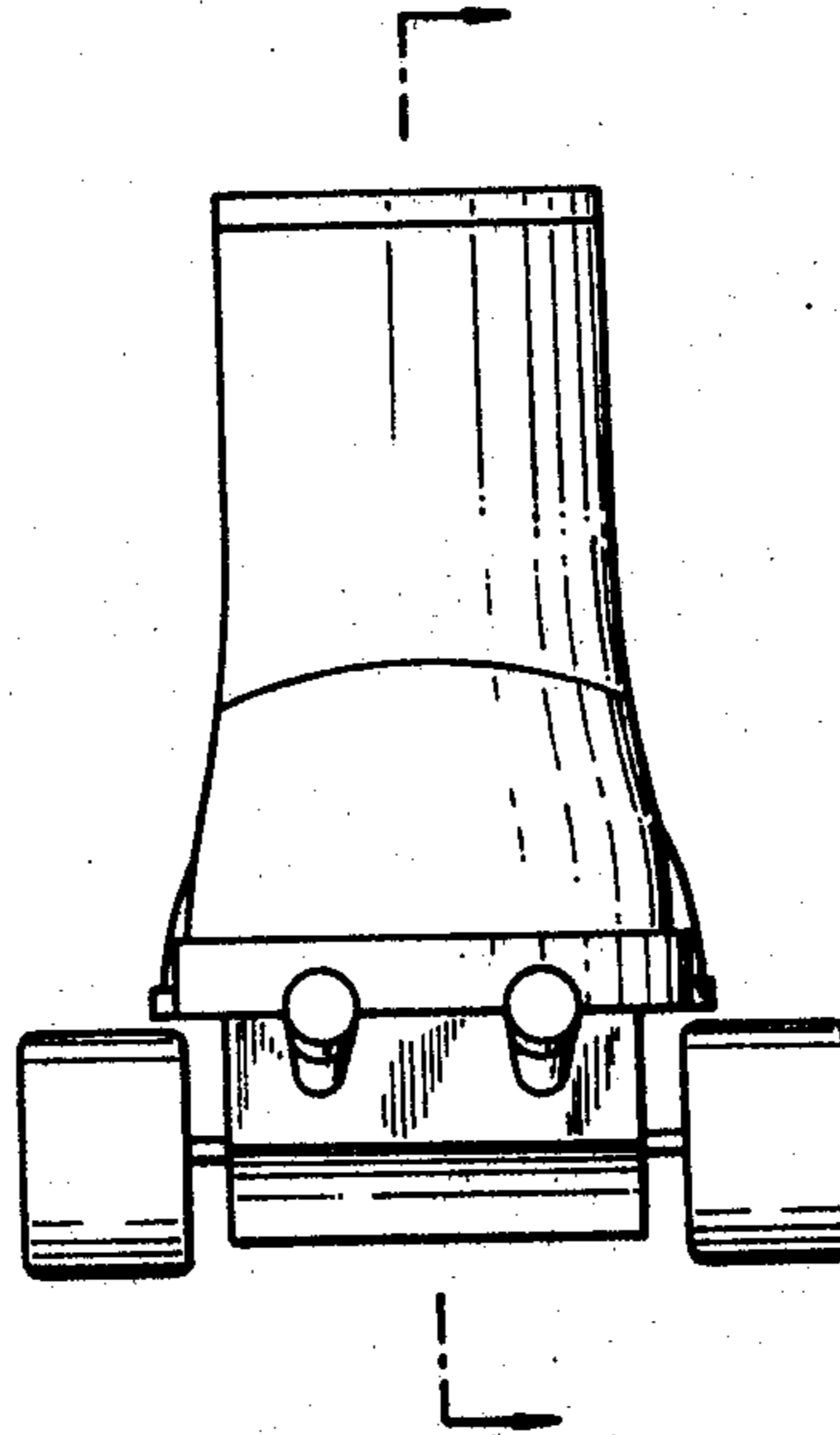


FIG. 5

