

[54] ELECTRONIC CALCULATOR

D. 269,624 7/1983 Sakata D18/7

[75] Inventor: Harumi Sakamoto, Osaka, Japan

OTHER PUBLICATIONS

[73] Assignee: Sharp Corp., Osaka, Japan

HFD-Retailing Home Furnishings, 10/13/80, p. 77-Calculator CZ1201 at bottom right center.

[**] Term: 14 Years

Primary Examiner—Louis S. Zarfes
Attorney, Agent, or Firm—Flehr, Hohbach, Test, Albritton & Herbert

[21] Appl. No.: 344,743

[22] Filed: Jan. 29, 1982

[30] Foreign Application Priority Data

Jul. 30, 1981 [JP] Japan 56-33816

[52] U.S. Cl. D18/7

[58] Field of Search D18/2, 6-8,
D18/11, 12; D10/2, 46.1; D21/13; 200/5 A;
364/706-710

[57] CLAIM

The ornamental design for an electronic calculator, as shown and described.

[56] References Cited

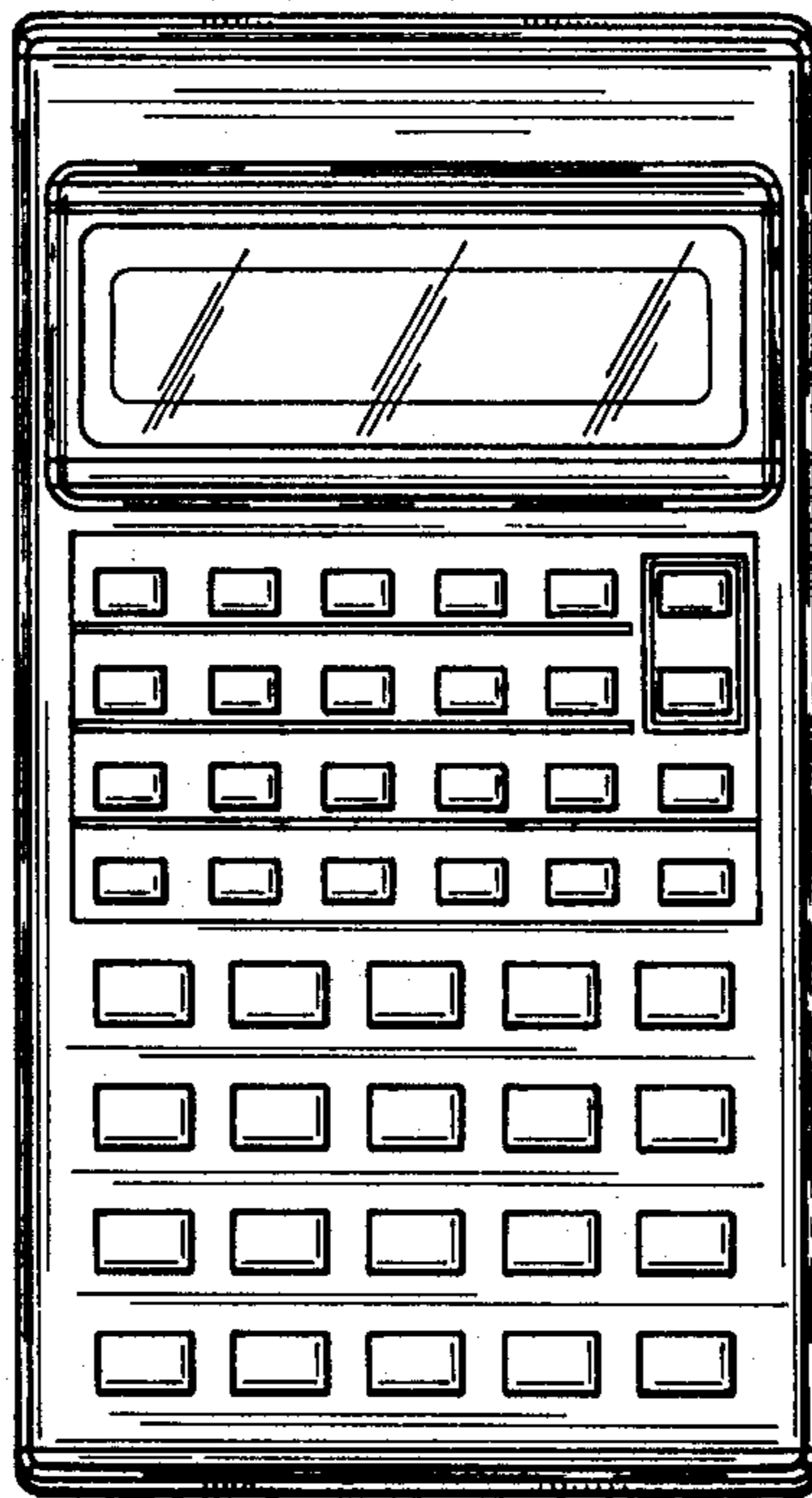
U.S. PATENT DOCUMENTS

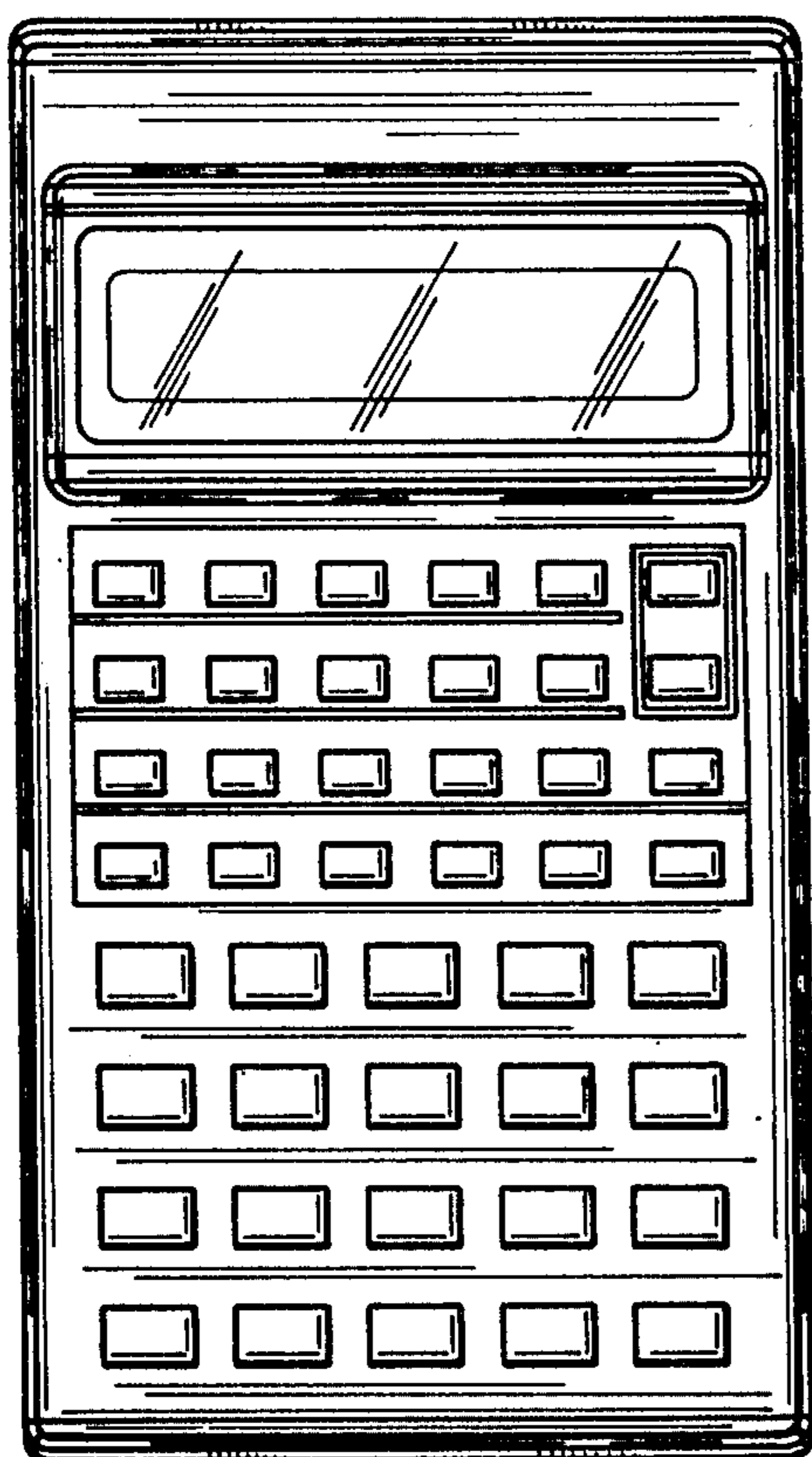
D. 263,150 2/1982 Anzai et al. D18/7

D. 265,837 8/1982 Yamagami D18/7

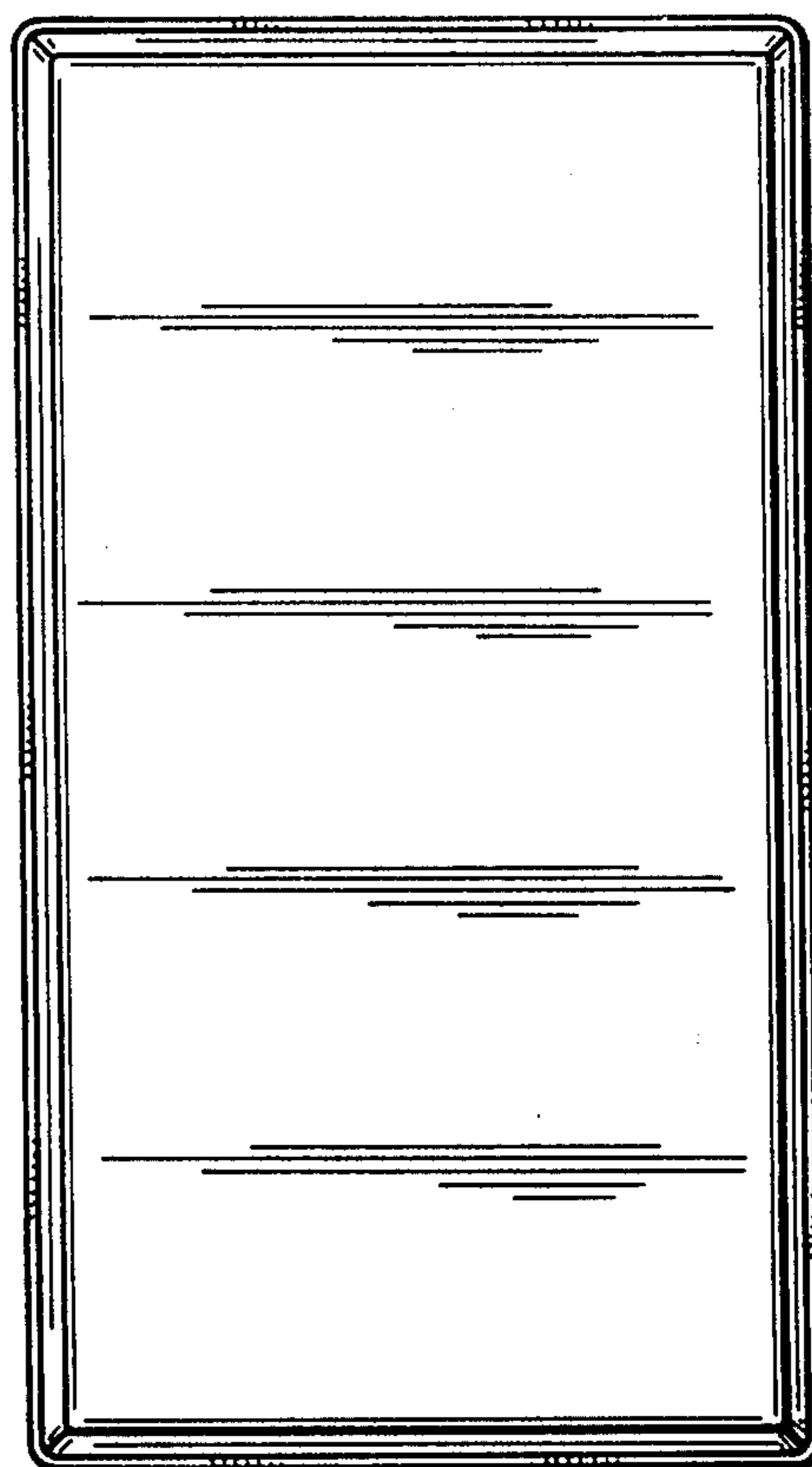
DESCRIPTION

FIG. 1 is a top plan view of an electronic calculator showing my new design;
FIG. 2 is a bottom plan view thereof;
FIG. 3 is a rear elevational view thereof;
FIG. 4 is a front elevational view thereof; and
FIG. 5 is a right side elevational view thereof, the left side view being identical.







FIG_1




FIG_2



FIG_3



FIG_4



FIG_5