

[54] HOUSING FOR A WALL TELEPHONE STAND

[75] Inventors: Keith D. Bartley, Indianapolis, Ind.; Donald M. Genaro, Haworth, N.J.; John N. McGarvey, Drexel Hill, Pa.; Craig F. Sampson, Indianapolis, Ind.; Michael P. Zambelli, Maplewood, N.J.

[73] Assignee: AT&T Bell Laboratories, Murray Hill, N.J.

[**] Term: 14 Years

[21] Appl. No.: 455,887

[22] Filed: Jan. 5, 1983

[52] U.S. Cl. D14/60; D14/56

[58] Field of Search D14/52, 53, 59, 60, D14/61; D4/92, 93, 101, 115; 179/100 C, 100 D, 100 R, 179

[56] References Cited

U.S. PATENT DOCUMENTS

- D. 219,220 11/1970 Payne D14/56
- D. 219,221 11/1970 Payne D14/56
- D. 233,765 11/1974 Manchese D14/56

- D. 259,420 6/1981 Genaro et al. D14/60
- D. 259,639 6/1981 Anthony et al. D14/60
- D. 264,967 6/1982 Ender D14/56
- 3,483,323 12/1969 Cregeen 179/100 D

OTHER PUBLICATIONS

"Touch Calling" brochure by Automatic Electric; 4 pages, Phones on p. 3. Photographs appearing on box in which product is sold—copyright date is 1980; Manufacturer is Tenex Corp., Elk Grove, Ill.

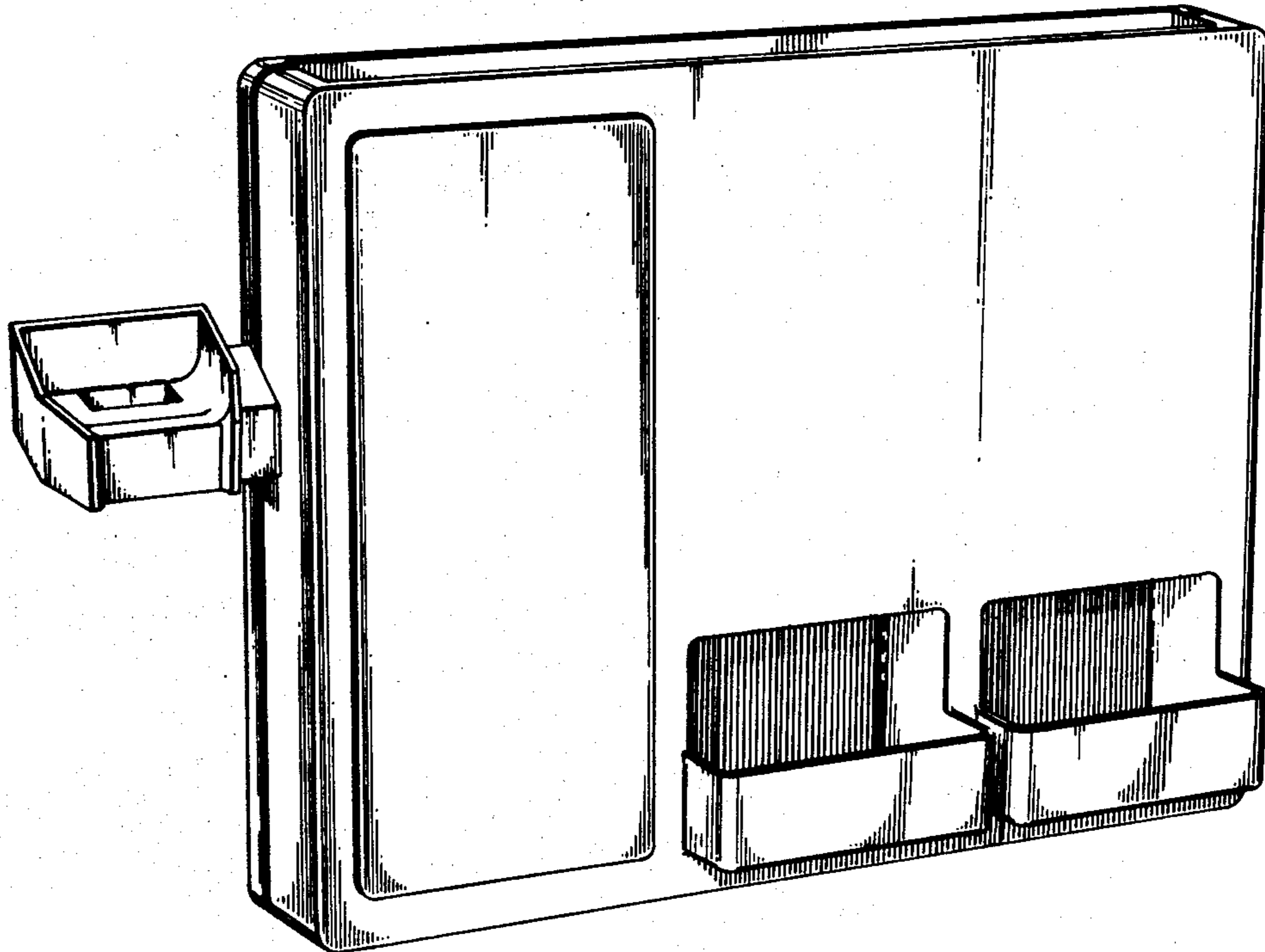
Primary Examiner—Wallace R. Burke
Assistant Examiner—Horace B. Fay
Attorney, Agent, or Firm—H. L. Newman

[57] CLAIM

The ornamental design for a housing for a wall telephone stand, substantially as shown and described.

DESCRIPTION

FIG. 1 is a perspective view showing our new design for a housing for a wall telephone stand; FIG. 2 is a front elevation view thereof; FIG. 3 is a left side elevation view thereof; FIG. 4 is a right side elevation view thereof; FIG. 5 is a top plan view thereof; and FIG. 6 is a bottom plan view thereof.



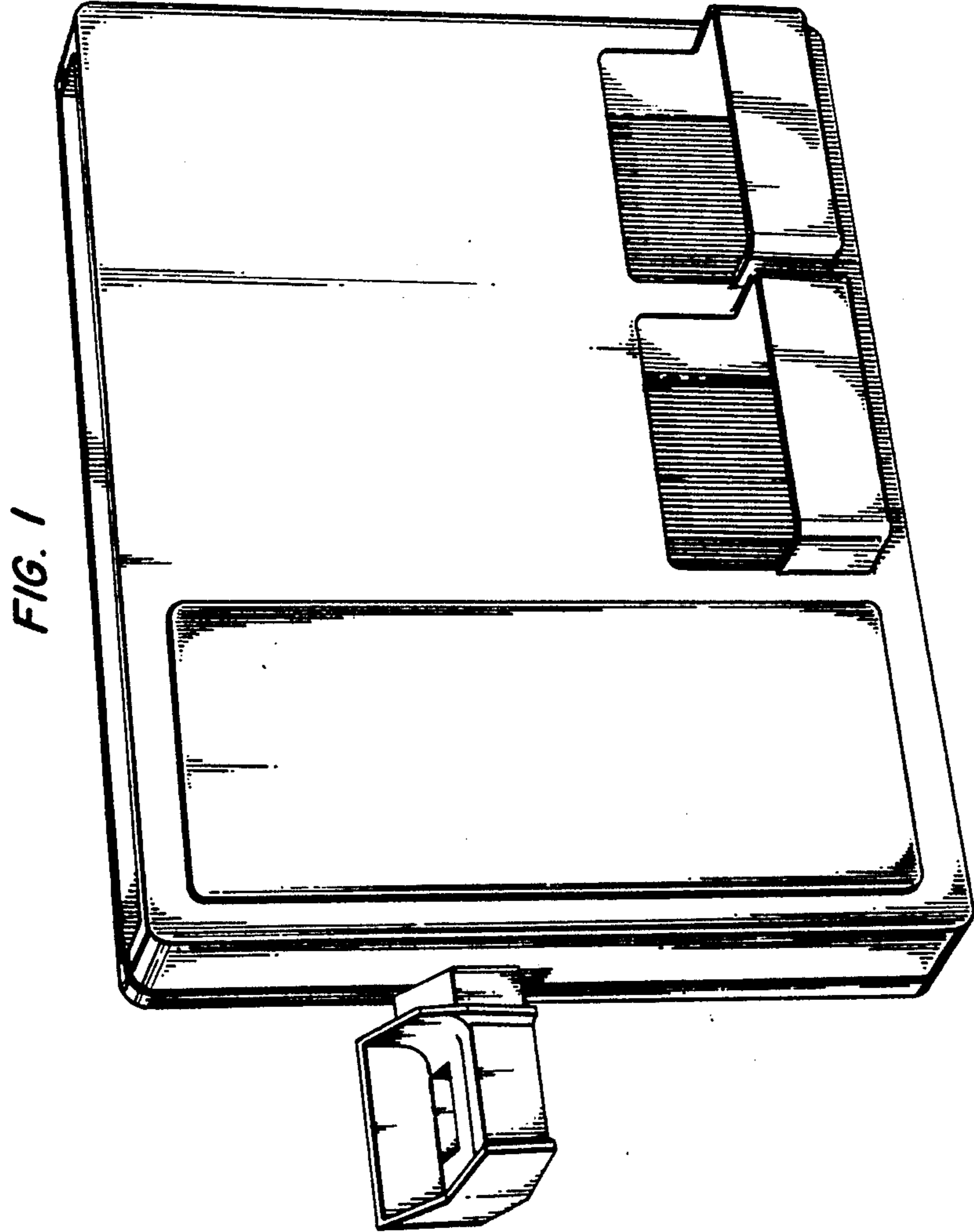


FIG. 3




FIG. 2

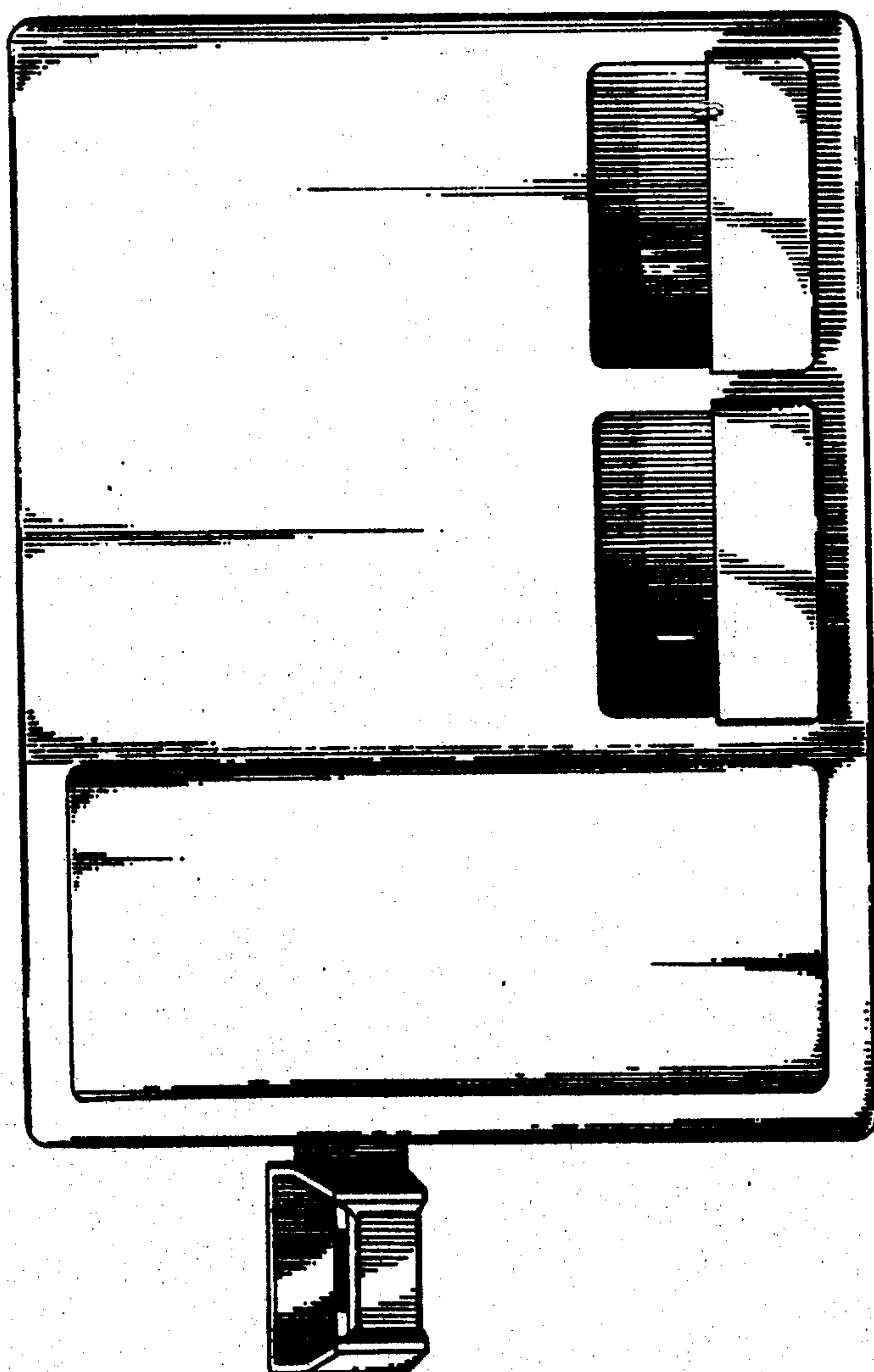


FIG. 5

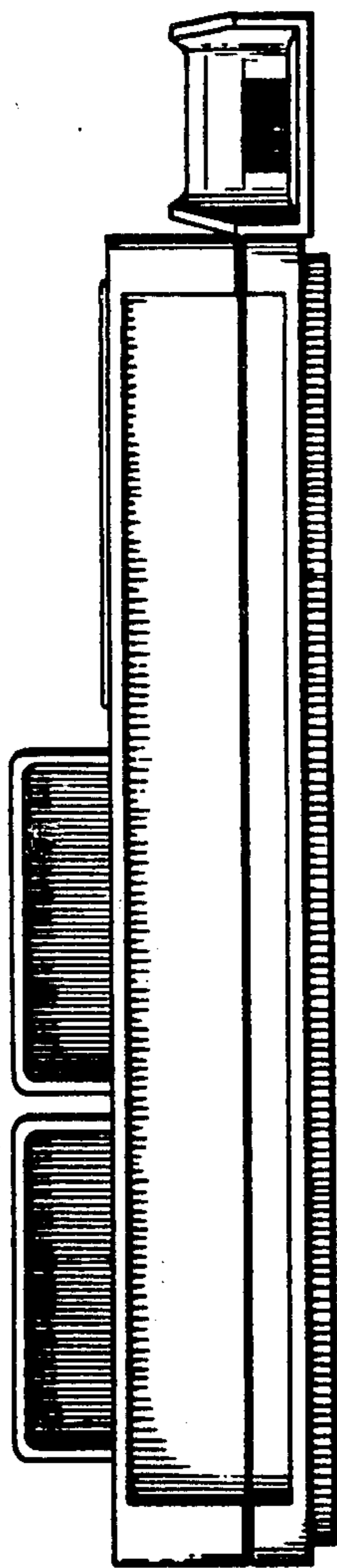


FIG. 6

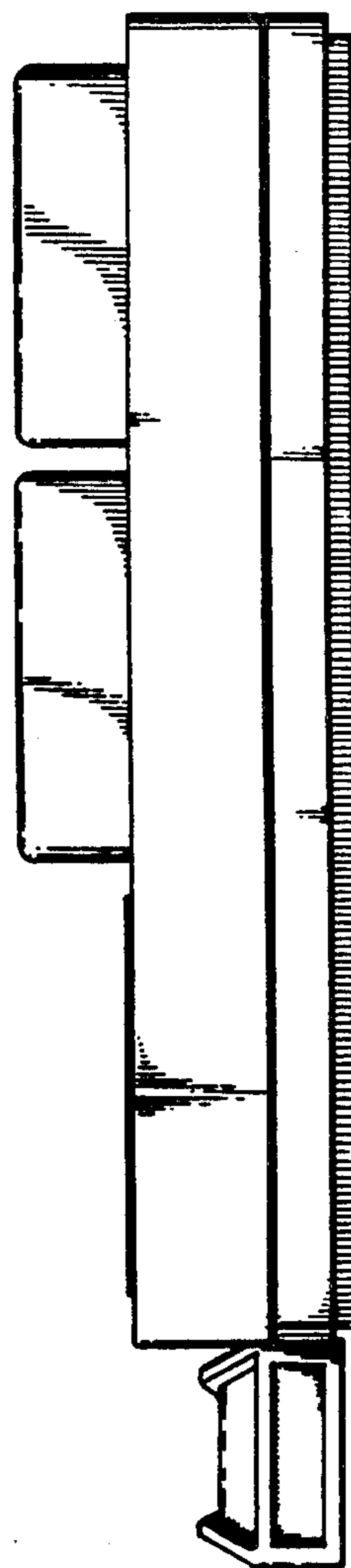


FIG. 4

